

Sortfle AM25-1/30-ES-EZ-43

Sortfle AM25 Smart Blinds Motor Instruction Manual

Model: AM25-1/30-ES-EZ-43

Brand: Sortfle

1. PRODUCT OVERVIEW

The Sortfle AM25 Smart Blinds Motor is designed to automate your roller shades, offering convenient control through Zigbee connectivity. This motor allows for app-based control, scheduling, and voice commands when integrated with a compatible Zigbee hub and smart home assistants like Alexa or Google Home. It also supports remote control via a built-in 433MHz frequency.

2. WHAT'S INCLUDED

Upon purchase, your package should contain the following items:

- 1 x AM25 Smart Blinds Motor
- 1 x Remote Control
- 1 x Type-C Charging Cable
- 1 x Bracket Set

HARDWARE INCLUDE

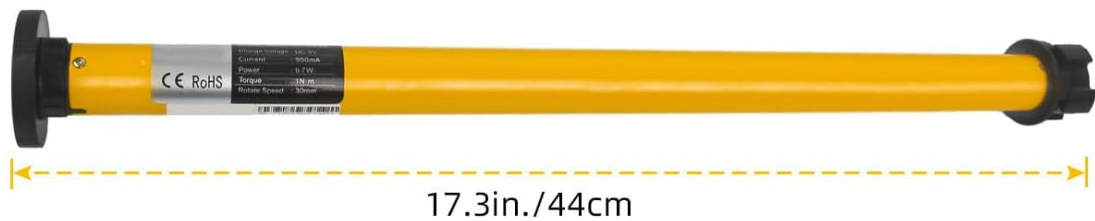



Figure 2.1: Included components of the Sortfle AM25 Smart Blinds Motor kit.

3. KEY FEATURES

- **Zigbee Connectivity:** Built-in Zigbee for app control, scheduling, and voice commands.
- **App Control:** Manage your shades through a dedicated mobile application.
- **Voice Control:** Compatible with Alexa and Google Assistant for hands-free operation.
- **Remote Control:** Features a 433MHz frequency for remote operation, with signal penetration through walls. Multi-channel remotes are supported (sold separately).
- **Long Battery Life:** Powered by a built-in lithium battery, offering approximately 4-6 months of use on a single Type-C charge.
- **Strong Lifting Capacity:** Capable of lifting up to 8 pounds of fabric, suitable for shades up to 120 inches wide.

Details&Main Function

Zigbee Battery Shade Motor



Figure 3.1: Overview of the motor's dimensions and main functions.


4. COMPATIBILITY

The AM25 Smart Blinds Motor is designed for specific shade tube sizes and requires a compatible hub for smart features.

- **Shade Tube Compatibility:** Compatible with 1.7 inch (43mm) shade tubes. Ensure your existing shade tube and brackets match the motor's specifications.
- **Smart Home Integration:** Requires a **Tuya Zigbee Hub** for app control, scheduling, and voice commands with Alexa or Google Assistant. Gateways using other protocols are not compatible.

Please examine carefully if your tube and bracket is compatible

Compatible With 43mm Tubes



OD:1.7"/43mm

Compatible Brackets



3.93"(10mm)



Figure 4.1: Compatible shade tube and bracket types.




Figure 4.2: The motor's smart control requires a Tuya Zigbee Gateway.

5. SETUP & INSTALLATION

Proper installation is crucial for optimal performance. Ensure your shade tube's inner and outer diameters are compatible with the motor and its drive wheel.

5.1 General Installation

The motor head is designed to fit securely within your blind tube. Ensure the fabric is properly attached to the tube for smooth operation.



Figure 5.1: Motor head and blind tube assembly.

Figure 5.2: Measure your shade tube's inner and outer diameters for proper fit.

5.2 Replacing Drive Crowns/Wheels

The AM25 motor series supports different drive wheels to accommodate various shade tube sizes. If your motor's pre-installed drive wheel does not fit, it can be replaced.

Video 5.2.1: This video demonstrates the process of replacing drive crowns on AM25 motors. It shows how to remove the existing drive wheel using tweezers and install a new one, highlighting compatibility with different tube sizes (e.g., 28mm and 38mm) and the various types of drive wheels available for AM25 Zigbee, ES, Wi-Fi, and 12V RV motors.

As shown in the video, to replace the drive wheel on an AM25 motor, use tweezers to insert into the gap of the clip, then push outwards with force until the clip pops out. After removing the clip, you can remove the drive wheel and replace it with the correct size for your shade tube. The AM25 series motors can fit various drive wheel types, including those for 28mm and 38mm tubes. If the motor you received does not fit your tube, contact customer support for a free replacement drive wheel.

6. OPERATING INSTRUCTIONS

6.1 App Control

Once connected to your Tuya Zigbee Hub, you can control your blinds via the mobile application. This includes opening, closing, stopping, and setting specific percentages for shade position.



Figure 6.1: App interface and control options.

6.2 Scheduling

Utilize the app's scheduling feature to automate your blinds' operation. You can set specific times for opening and closing, enhancing convenience and energy efficiency.




Figure 6.2: Example of setting schedules for your blinds.

6.3 Voice Control

Integrate your motor with Alexa or Google Home through the Tuya Zigbee Hub to control your blinds using voice commands. For example, say "Alexa, open the blinds" or "Hey Google, close the shades."




Figure 6.3: Voice control integration with smart assistants.



Figure 6.4: Voice control for convenient shade operation.

6.4 Remote Control

The included remote control operates on a 433MHz frequency, allowing you to control your shades even through walls. For multiple shades, consider purchasing a multi-channel remote separately.

6.5 Siri Shortcuts

For iOS users, you can create Siri Shortcuts to control your blinds with custom voice commands, allowing for quick and easy control of individual or grouped shades.



Figure 6.5: Using Siri Shortcuts for quick control.

7. MAINTENANCE

The AM25 motor features a built-in lithium battery. To charge the motor, use the provided Type-C charging cable. A full charge typically lasts approximately 4-6 months, depending on usage frequency.

8. TROUBLESHOOTING

- **Motor Not Fitting Tube:** Ensure you have measured your shade tube's inner and outer diameters correctly. The AM25 motor is compatible with 1.7 inch (43mm) tubes. If the included drive wheel does not fit, contact Sortfle customer support for a free replacement drive wheel.
- **Smart Features Not Working:** Verify that you have a Tuya Zigbee Hub and that it is properly connected and configured. The motor's smart control functions require this specific hub.
- **Remote Control Issues:** Ensure the remote control's battery is not depleted. If using a multi-channel remote, ensure it is properly paired with the motor.
- **Motor Not Responding:** Check the motor's battery level and recharge if necessary. Ensure the motor is within range of the remote or Zigbee hub.

9. SPECIFICATIONS

Specification	Detail
Product Dimensions	17 x 1.5 x 1.5 inches

Item Weight	1 pounds
Manufacturer	Sortfle
Model Number	AM25-1/30-ES-EZ-43
Batteries Required	No (Built-in rechargeable lithium battery)

10. WARRANTY & SUPPORT

For warranty information, technical support, or replacement parts, please contact Sortfle customer service directly. Refer to your purchase documentation for specific contact details or visit the official Sortfle store on Amazon.

Sortfle Store: <https://www.amazon.com/stores/Sortflefactory/page/A44E1C36-2228-4456-81ED-9900AE49301D>