

Manuals.plus /

› QDDQ /

› QDDQ P80 11-inch Android 15 Tablet User Manual

QDDQ P80

QDDQ P80 11-inch Android 15 Tablet User Manual

Model: P80

1. INTRODUCTION

This manual provides detailed instructions for the setup, operation, and maintenance of your QDDQ P80 11-inch Android 15 Tablet. Please read this manual thoroughly before using your device to ensure proper functionality and to maximize your user experience. Keep this manual for future reference.

2. PACKAGE CONTENTS

Verify that all items listed below are included in your package. If any items are missing or damaged, please contact customer support.

- 1 x 11-inch QDDQ Tablet
- 1 x Keyboard
- 1 x Mouse
- 1 x Stylus
- 1 x Foldable Protective Case
- 1 x Screen Protector (pre-applied or separate)
- 1 x Charging Adapter
- 1 x USB-C Charging Cable
- 1 x User Manual



Image: Visual representation of the QDDQ P80 tablet and its complete set of accessories.

3. PRODUCT OVERVIEW

The QDDQ P80 is an 11-inch Android 15 tablet designed for versatile use, from entertainment to productivity. It features a sleek design and comes with essential accessories to enhance its functionality.



Image: The QDDQ P80 tablet shown with its full accessory kit, highlighting its 11-inch display and Android 15 operating system.

Store Steady, Expand Ready

QDDQ P80 comes with 4GB of RAM and provides avirtual memory expansion of up to an additional 20GB, for a maximum 128GB RAM. The 128GB High-speed storage chip,combined with Max 1TB Micro SD card expansion, provides a storage solution to store daily photos,films and more.

- 24GB**
4GB + 20GB RAM
- 128GB**
High Speed Storage
- Micro SD**
Up To 1TB

Big on Display, Slim by Design

With a slim body of only 6.9 mm and smooth straight edges, you can enjoy a visual feast without losing portability and elegance. The light blue exterior design is a perfect blend of classic sophistication and modern glamor, highlighting your unique charm.

6.9mm Thin 539 Light

Straight Edges Metal Body Light Blue Durable Structure

A promotional image for the QDDQ P80 tablet. The main focus is the tablet itself, which is light blue and has a large 11-inch display. The screen displays '11"', 'Android 15', '24GB+128GB+2TB', '5G', 'WiFi', 'Widevine L1', and 'Gemini AI'. Below the tablet, there is a black keyboard, a black mouse, a silver stylus, a black charging adapter, and a black USB-C cable. A small inset image shows the tablet with '8000 mAh' written on it.

Image: The QDDQ P80 tablet's slim 6.9mm metal unibody design, emphasizing its lightweight and durable construction.

4. SETUP

4.1 Initial Power On and Setup

- Charge the Tablet:** Before first use, fully charge the tablet using the provided USB-C cable and charging adapter.
- Power On:** Press and hold the power button located on the side of the tablet until the QDDQ logo appears.
- Follow On-Screen Prompts:** The tablet will guide you through the initial setup process, including language selection, Wi-Fi connection, Google account login, and security settings.

4.2 Connecting Accessories

Your QDDQ P80 tablet comes with a Bluetooth keyboard, wireless mouse, and stylus for enhanced productivity.

- **Bluetooth Keyboard:**

- a. Ensure the keyboard is charged.
- b. Turn on the keyboard's power switch.
- c. On your tablet, go to **Settings > Connected devices > Bluetooth** and turn Bluetooth on.
- d. Select the keyboard from the list of available devices and follow any pairing instructions.

- **Wireless Mouse:**

- a. Insert the USB receiver (usually found in the mouse's battery compartment) into the tablet's USB-C port via an adapter if necessary, or connect via Bluetooth if it's a Bluetooth mouse.
- b. Turn on the mouse's power switch. The tablet should automatically detect and connect to the mouse.

- **Stylus:** The stylus is typically passive and does not require pairing. Simply use it to interact with the screen.

Video: An overview of the QDDQ 11-inch tablet, demonstrating its features and accessories, including the keyboard. This video provides a visual guide to the tablet's functionality and how accessories can be used.

5. OPERATING INSTRUCTIONS

5.1 Android 15 Features

Your QDDQ P80 tablet runs on the Android 15 operating system, offering enhanced performance and user-friendly features.

- **Personalized Settings:** Customize your home screen with widgets for quick access to information and apps.
- **Split-Screen Functionality:** Multitask efficiently by running two applications side-by-side.
- **Parental Controls:** Manage content and screen time for younger users.
- **Multi-User Features:** Create separate user profiles for different individuals.
- **Privacy and Security:** Benefit from data encryption, user permissions, and notification management.

Android 15
Enjoy the wonderful life

Smooth performance fuels work and play. The latest system, Android 15, features an octa-core processor and 2.0GHz CPU. Cold-launch apps at least 30 percent faster on tablets with 24GB of RAM.

- Android 15
- Casting
- Octa-core 2.0GHz
- Smart Split Screen
- Privacy & security
- Parental Controls

Accompanies the Whole Family

Pre-installed child control system allows parents to remotely control the tablet, set screen usage time and filter content. Easy-to-use pages that are also very friendly to older people. Also, it can be connected to a mouse and keyboard to use as a laptop when you need to work.

Night Mode Eye Protection

Image: The Android 15 interface on the QDDQ P80, illustrating key features such as split-screen and parental

controls.



Image: A visual breakdown of Android 15's benefits, including GMS certification for app access and robust data protection features.

5.2 Productivity Modes

The included accessories transform your tablet into a versatile workstation.

- **Laptop Mode:** Attach the Bluetooth keyboard and use the wireless mouse for a traditional laptop experience.
- **PC Mode:** Utilize the tablet's interface with the mouse and keyboard for efficient work and study.
- **Split View:** Open two apps simultaneously to enhance multitasking.
- **Drag-and-Drop:** Easily move content between applications.

More Productivity Tools for More Efficient Work and Study

Work Smarter, Learn Smarter, Play Harder!

2 in 1 Tablet

Comes with a bluetooth keyboard, wireless mouse, and foldable protective case



Split View

Juggle 2 tasks at Once



Pc Mode

It enables you to work and study efficiently



Drag-and-drop Function

Easily copy and paste contents



Versatile stylus Pen

Use it to draw lines and interact with apps



Convenient 11 inch tablet

Capture inspiration at any time



Image: The QDDQ P80 tablet showcasing its versatility with accessories, enabling laptop-like functionality and efficient multitasking.

6. CONNECTIVITY

The QDDQ P80 offers robust connectivity options to keep you connected.

- **Wi-Fi:** Supports dual-band 2.4GHz and 5GHz Wi-Fi for fast and stable internet access, with speeds up to 433Mbps.
- **Bluetooth 5.0:** Provides high-fidelity and efficient wireless connection to peripherals such as headphones, speakers, and the included keyboard and mouse.
- **GPS:** Integrated GPS for accurate navigation and location services.



Image: Visual explanation of the tablet's dual-band Wi-Fi and Bluetooth 5.0 capabilities for fast and reliable connections.



Image: The tablet in various usage scenarios, demonstrating its Wi-Fi, Bluetooth, and GPS functionalities.

7. CAMERA FEATURES

Capture moments with the tablet's integrated cameras.

- **Rear Camera:** 13MP with autofocus for clear photos and videos.
- **Front Camera:** 5MP for video calls and selfies.



Image: The tablet's camera specifications, showing the 13MP rear and 5MP front cameras, suitable for capturing high-quality photos and videos.

8. DISPLAY AND AUDIO

Experience immersive visuals and clear audio with your QDDQ P80 tablet.

- **Display:** 11-inch IPS display with 1280 x 800 resolution, 276 PPI, 250 nits brightness, 16.7 million colors, 16:10 aspect ratio, and 1000:1 contrast.
- **Widevine L1:** Certified for 1080P HD video playback on streaming platforms like Netflix, Disney+, and Prime Video.
- **Audio:** Dual speakers for stereo sound and an independent 3.5mm headphone jack.
- **Anti-Blue Light:** Features intelligent software to reduce blue light emissions, minimizing eye strain.

Larger Display, Higher Efficiency

Clear and Crisp, Go for A Stunning View

11-inch Fullview Display	276 PPI	250nit Brightness	85% Screen-to-Body Ratio
1280*800 Resolution	16.7 Million Colors	16:10 Aspect Ratio	1000:1 Contrast




Image: Detailed specifications of the 11-inch IPS display, highlighting its resolution and color capabilities.



Image: The tablet's Widevine L1 certification, ensuring high-definition streaming quality across popular platforms.

DUAL SPEAKERS

The tablet's stereo effect allows you to be completely immersed while playing a game or watching a TV movie.

2 Speakers	1 Microphone	Full Surround Effect
------------	--------------	----------------------




Image: Illustration of the tablet's dual speaker system, providing enhanced audio experience.

Anti Blue Light

Includes intelligent software to automatically control blue light emissions, reducing eye strain for users, especially adolescents.




Image: The Anti Blue Light feature in action, designed to protect users' eyes during extended use.

9. BATTERY MANAGEMENT

The QDDQ P80 is equipped with an 8000mAh high-capacity battery for extended use.

- **Charging:** Use the provided 18W fast charging adapter and USB-C cable.
- **Battery Life:** The efficient operating system and energy-saving features allow for prolonged usage.

8000mAh Battery with 18W Fast Charge

USB-C cable, Long-lasting, All-day enjoyment



Image: The 8000mAh battery and USB-C charging port, indicating long-lasting power and convenient recharging.

10. STORAGE AND PERFORMANCE

The tablet offers ample storage and efficient performance for your applications and media.

- **Processor:** Powered by a T615 Octa-core processor for smooth operation.
- **RAM:** Up to 24GB RAM (6GB physical RAM + 18GB virtual RAM). To view, navigate to **Settings > System > Memory Expansion**.
- **Internal Storage:** 128GB ROM.
- **Expandable Storage:** Supports up to 2TB via a microSD card (FAT32 format, sold separately).

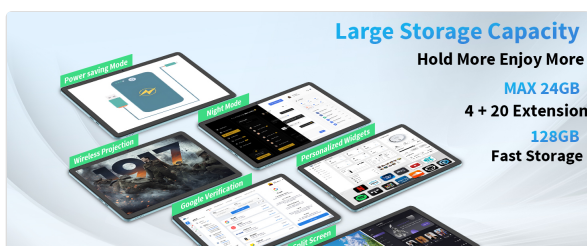


Image: A visual representation of the tablet's memory and storage capabilities, including RAM expansion and internal ROM.

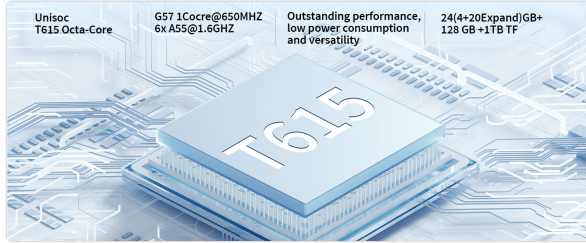


Image: The Unisoc T615 Octa-Core processor, emphasizing its role in delivering outstanding performance with low power consumption.

11. MAINTENANCE

11.1 Cleaning

- Use a soft, lint-free cloth to clean the screen and body of the tablet.
- Avoid using harsh chemicals or abrasive materials.

11.2 Software Updates

Regularly check for and install system updates to ensure optimal performance and security. Go to **Settings > System > System update**.

11.3 Storage Management

Periodically clear unnecessary files and apps to maintain performance. You can manage storage in **Settings > Storage**.

12. TROUBLESHOOTING

If you encounter issues with your QDDQ P80 tablet, refer to the following common solutions:

Problem	Possible Solution
Tablet does not power on	Ensure the battery is charged. Connect the charger and wait a few minutes before attempting to power on again.
Screen is unresponsive	Restart the tablet by holding the power button. If unresponsive, force restart (refer to device-specific instructions if available, usually holding power for 10-15 seconds).
Wi-Fi connection issues	Check if Wi-Fi is enabled in settings. Restart your router. Forget the network and reconnect.
Bluetooth device not connecting	Ensure Bluetooth is enabled on both devices. Make sure the accessory is in pairing mode. Try restarting both devices.
Slow performance	Close unused apps. Clear cache. Check for system updates. Consider a factory reset as a last resort (Settings > System > Reset options).

Video: A detailed demonstration of the QDDQ Android 14 Tablet (similar to Android 15), showcasing its features and operation. This video can be helpful for visual troubleshooting and understanding tablet functions.

13. SPECIFICATIONS

Detailed technical specifications for the QDDQ P80 11-inch Android 15 Tablet.

Feature	Specification
Model Name	P80
Operating System	Android 15
Screen Size	11 Inches
Screen Resolution	1280 x 800 pixels
Processor	Unisoc T615 Octa-Core (ARM Chipset)
RAM	Up to 24GB (6GB + 18GB virtual)
Internal Storage	128 GB Flash Memory
Expandable Storage	Up to 2TB via microSD card (FAT32)
Battery Capacity	8000mAh Lithium Polymer
Average Battery Life	16 Hours
Wireless Connectivity	802.11ac, 802.11b, 802.11g, 802.11n (Dual-band 2.4GHz/5GHz Wi-Fi)
Bluetooth	Bluetooth 5.0
GPS	Yes
Rear Camera	13MP
Front Camera	5MP
Dimensions (LxWxH)	16 x 12 x 16 inches (Product Dimensions)
Item Weight	3.1 pounds
Color	Silver

14. WARRANTY AND SUPPORT

For warranty information and customer support, please refer to the documentation included with your purchase or contact QDDQ customer service directly. Details can typically be found on the manufacturer's official website or through your retailer.