

Laura Ashley LASMPSPPR84-ECOM

Laura Ashley Summer Palace Window Curtains

Instruction Manual

INTRODUCTION

The Laura Ashley Summer Palace Window Curtains are designed to enhance your living space with beauty and functionality. This 2-panel set features a sheer fabric with a beautiful floral and bird motif, allowing soft, natural light to illuminate your space while maintaining privacy. These curtains are suitable for various rooms and are made from easy-care polyester for minimal upkeep.

SAFETY INFORMATION

WARNING:

- Keep away from heat sources to prevent fire hazards.
- Keep cords (if any) out of reach of children and pets to prevent strangulation risks.

SETUP

These curtains feature a convenient rod pocket for simple and secure installation.

1. **Prepare Your Window:** Ensure your window area is clean and free of obstructions.
2. **Install Curtain Rod:** Install a curtain rod (not included) above your window. The rod pocket measures 1.5 inches in diameter, so ensure your rod is compatible.
3. **Thread Curtains:** Carefully slide the curtain rod through the rod pocket of each curtain panel.
4. **Position Curtains:** Once both panels are threaded, position them evenly on the rod. Adjust the gathers for your desired look.



Image: Close-up view of the rod pocket feature, demonstrating how to thread the curtain onto a rod. The rod pocket is designed for easy installation.



Image: The Laura Ashley Summer Palace curtains installed on a window, showcasing their light-filtering quality and elegant floral and bird pattern.

OPERATING

These sheer curtains are designed to provide a balance of natural light and privacy.

- **Light Filtering:** The sheer fabric allows soft, diffused natural light to enter your room, creating a bright and airy ambiance.
- **Privacy:** While allowing light, the curtains also offer a degree of privacy, making them suitable for various living spaces.
- **Adjusting Light and View:** You can adjust the curtains by sliding them along the rod to control the amount of light and view desired. For a more decorative look, the curtains can be tied back using a tie-back (not included).



Image: The curtains demonstrating their light-filtering capability, allowing soft light to brighten the room while maintaining a degree of privacy.



Image: A curtain panel elegantly tied back, showcasing how the curtains can be styled to allow more light or for decorative purposes.

MAINTENANCE

These curtains are made from easy-care polyester for convenient cleaning.

- **Machine Wash:** Machine wash cold on a gentle cycle.
- **Detergent:** Use a mild detergent. Do not bleach.
- **Drying:** Tumble dry low heat. Remove promptly to prevent wrinkles.
- **Ironing:** If necessary, iron on a low setting.

TROUBLESHOOTING

Problem	Possible Cause	Solution
---------	----------------	----------

Problem	Possible Cause	Solution
Curtains appear wrinkled.	Improper drying or storage.	Tumble dry on low heat and remove promptly. If wrinkles persist, iron on a low setting.
Curtains do not hang evenly.	Rod not level or panels not evenly distributed.	Ensure curtain rod is level. Adjust the gathers of the curtain panels evenly across the rod.
Fabric appears damaged after washing.	Harsh detergents, high heat, or improper wash cycle.	Always follow care instructions: machine wash cold, gentle cycle, mild detergent, tumble dry low.




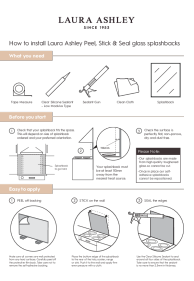


SPECIFICATIONS

Brand	Laura Ashley
Model Name	Summer Palace Window Curtains with Rod Pocket
Model Number	LASMPSPPR84-ECOM
Product Dimensions	84"L x 38"W (each panel)
Size (Pack)	38"W x 84"L (Pack of 2)
Material	100% Polyester
Color	Blue
Opacity	Sheer
Top Style	Rod Pocket (1.5 inches compatible rod size)
Included Components	2 Window Curtain Panels
Product Care Instructions	Machine Wash, Tumble Dry Low Heat
Indoor/Outdoor Usage	Indoor

WARRANTY AND SUPPORT

For information regarding product warranty or customer support, please refer to the product packaging or visit the official Laura Ashley website. You may also contact the manufacturer, Beatrice Home Fashions, for assistance.

- **Manufacturer:** Beatrice Home Fashions
- **Brand Store:** [Laura Ashley Store on Amazon](#)

	<p>Laura Ashley Hand Blender 4-in-1 Set VQ-SBHB219-LACR-US Safety and Instruction Manual</p> <p>Comprehensive safety and instruction manual for the Laura Ashley Hand Blender 4-in-1 Set (Model VQ-SBHB219-LACR-US). Learn about product specifications, usage, safety precautions, cleaning, maintenance, and troubleshooting.</p>
	<p>Laura Ashley Care Instructions and Flammability Warning</p> <p>Essential care instructions for Laura Ashley 100% Cotton products, detailing washing, drying, and important flammability safety information.</p>
	<p>Laura Ashley China Rose 3 Canister Set - Safety & Instruction Manual VQ</p> <p>Official safety and instruction manual for the Laura Ashley China Rose 3 Canister Set by VQ. Details include product specifications, care instructions, warranty information, and company contact details.</p>
	<p>How to Install Laura Ashley Peel, Stick & Seal Glass Splashbacks</p> <p>A comprehensive guide on installing Laura Ashley's Peel, Stick & Seal glass splashbacks, covering necessary tools, preparation steps, application techniques, and important safety and aftercare information.</p>
	<p>ecom EN3 Operation Manual: Intelligent Gas Analysis for Professionals</p> <p>This operation manual for the ecom EN3 gas analyzer provides comprehensive guidance for authorized professionals on its design, measurement procedures, diagnostics, maintenance, and technical specifications for accurate combustion and emissions analysis.</p>
	<p>ecom J2KNpro tech Bedienungsanleitung: Intelligente Abgasmessung</p> <p>Umfassende Bedienungsanleitung für das ecom J2KNpro tech Abgasmessgerät. Erfahren Sie mehr über Sicherheit, Geräteaufbau, Abgasanalysefunktionen und technische Spezifikationen für professionelle Emissionsmessungen.</p>