



[Manuals.plus](#) /

› [HEARTH DISPLAY](#) /

› Hearth Display 27" Digital Calendar User Manual

HEARTH DISPLAY HD-SALE-HDP-DSP-MB-27-FBA

Hearth Display 27" Digital Calendar User Manual

Model: HD-SALE-HDP-DSP-MB-27-FBA

INTRODUCTION

The Hearth Display is a centralized, interactive touchscreen designed to simplify family organization. It allows for the creation of unique profiles, management of shared calendars, custom lists, and routines, all accessible via the display and a companion mobile application. This manual provides essential information for setting up, operating, and maintaining your Hearth Display.

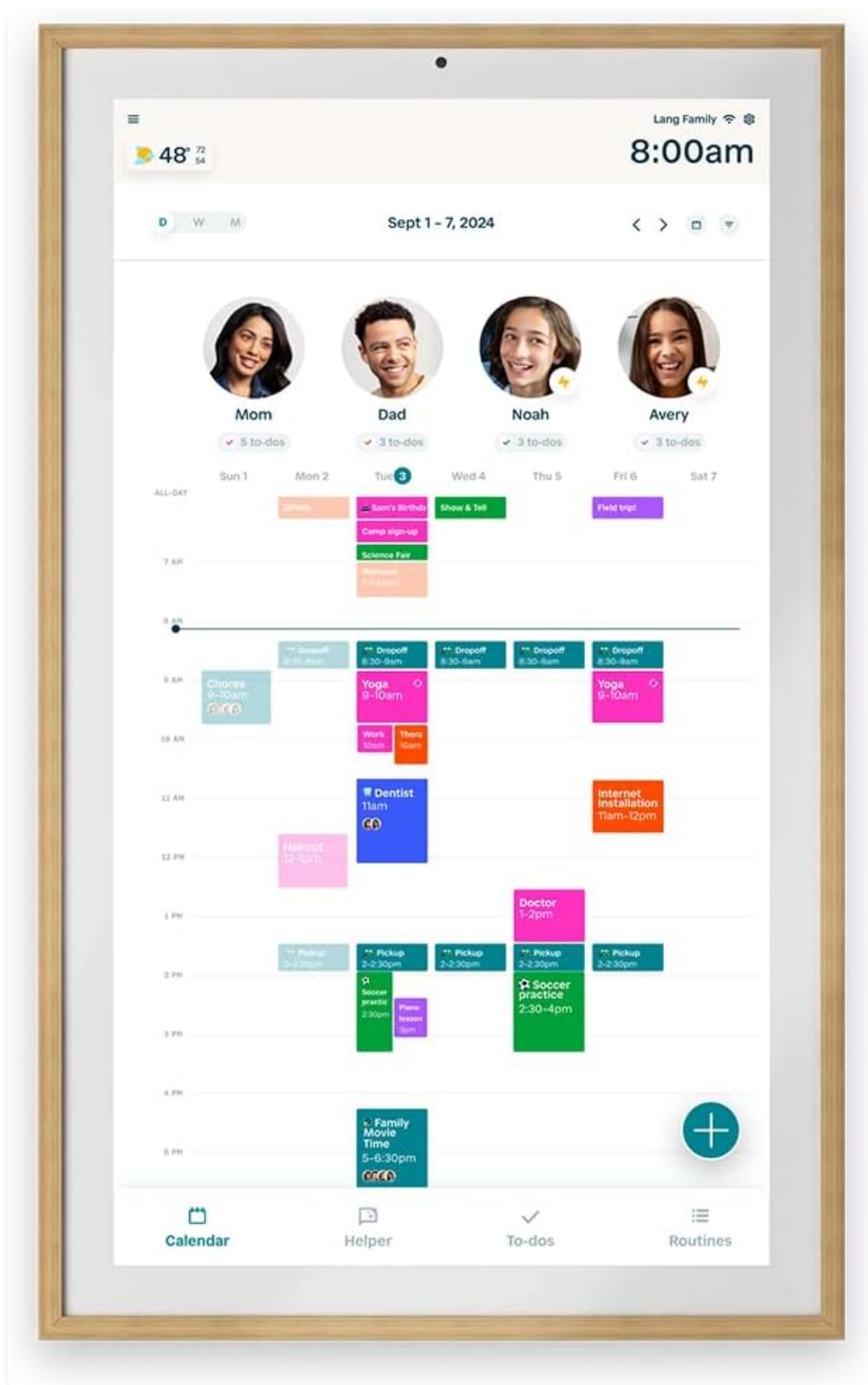


Figure 1: Hearth Display 27-inch Digital Calendar with Light Wood Frame, showing a family calendar interface.

SAFETY INFORMATION

Please read all safety instructions before using your Hearth Display. Failure to follow these instructions may result in fire, electric shock, or other injury or damage.

- Ensure the device is securely mounted to a wall using appropriate hardware to prevent falling.
- Only use the provided power adapter.
- Do not expose the device to water or excessive moisture.

- Avoid placing the device in direct sunlight or near heat sources.
- Keep out of reach of small children to prevent accidental damage or injury.

SETUP

Installation Steps

The Hearth Display is designed for simple wall mounting and quick setup.

1. Mount the display securely to your wall using the provided wall mount.
2. Plug in the device using the power adapter.
3. Connect the display to your home Wi-Fi network.
4. Scan the personalized QR code displayed on the screen to set up your account.
5. Follow the on-screen instructions to activate your Hearth Family Membership (if applicable).
6. Connect to the companion app on your iOS or Android device and customize your display settings.

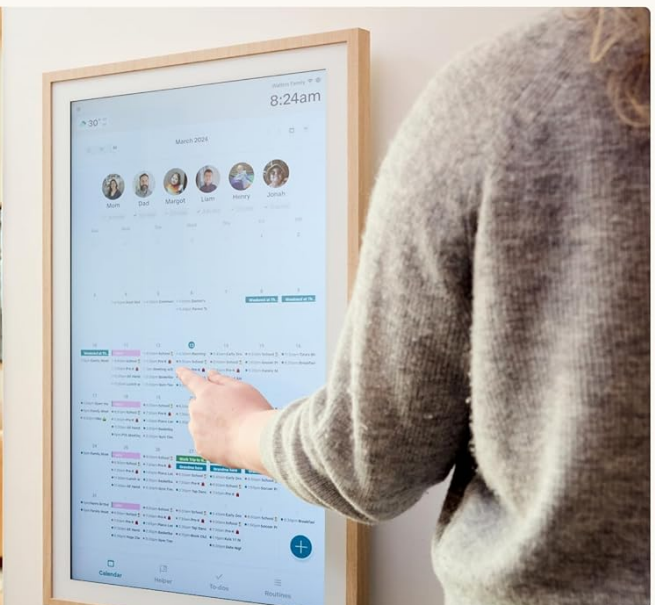




Figure 2: Visual guide illustrating the four simple steps for installing the Hearth Display, including mounting, connecting to Wi-Fi, scanning a QR code, and connecting to the companion app.

Product Dimensions

Understanding the dimensions of your Hearth Display is important for proper placement.

Measurement	Value
Width	16.5 inches (41.9 cm)
Height	26.7 inches (67.8 cm)
Depth	1.2 inches (3.0 cm)
Item Weight	20.4 pounds (9.25 kg)

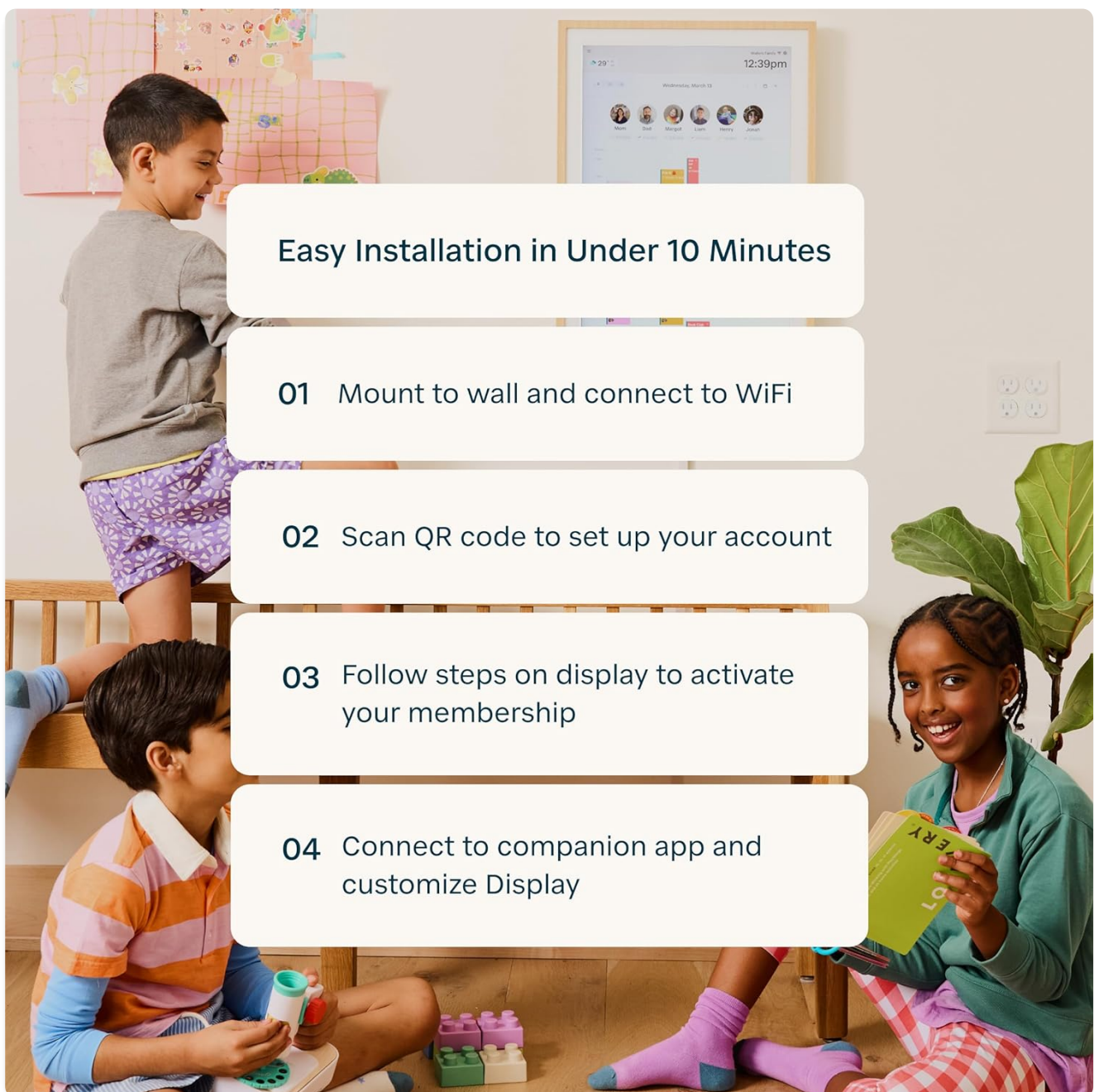


Figure 3: Diagram illustrating the width, height, and depth of the Hearth Display.

OPERATING THE HEARTH DISPLAY

Digital Display Features

The Hearth Display offers a range of features to enhance family organization:

- **Centralized Touchscreen:** An interactive interface for managing family schedules and tasks.
- **User Profiles:** Create unique profiles for each family member with customizable kid-friendly icons.
- **Routines & Streaks:** Establish and track daily routines and gamify tasks to build consistent habits.
- **Wipeable, Anti-Glare, Smudge-Resistant Screen:** Designed for durability and clear visibility.
- **Adjustable Brightness & Sleep Mode:** Control screen brightness and set dimming schedules.
- **Customizable Meal Plans:** Plan meals, cater to dietary needs, and manage snacks.



Simplify today, prepare your
kids for tomorrow

With Hearth Display's interactive touchscreen
for busy families

Figure 4: A family interacting with the Hearth Display, demonstrating its central role in family life.

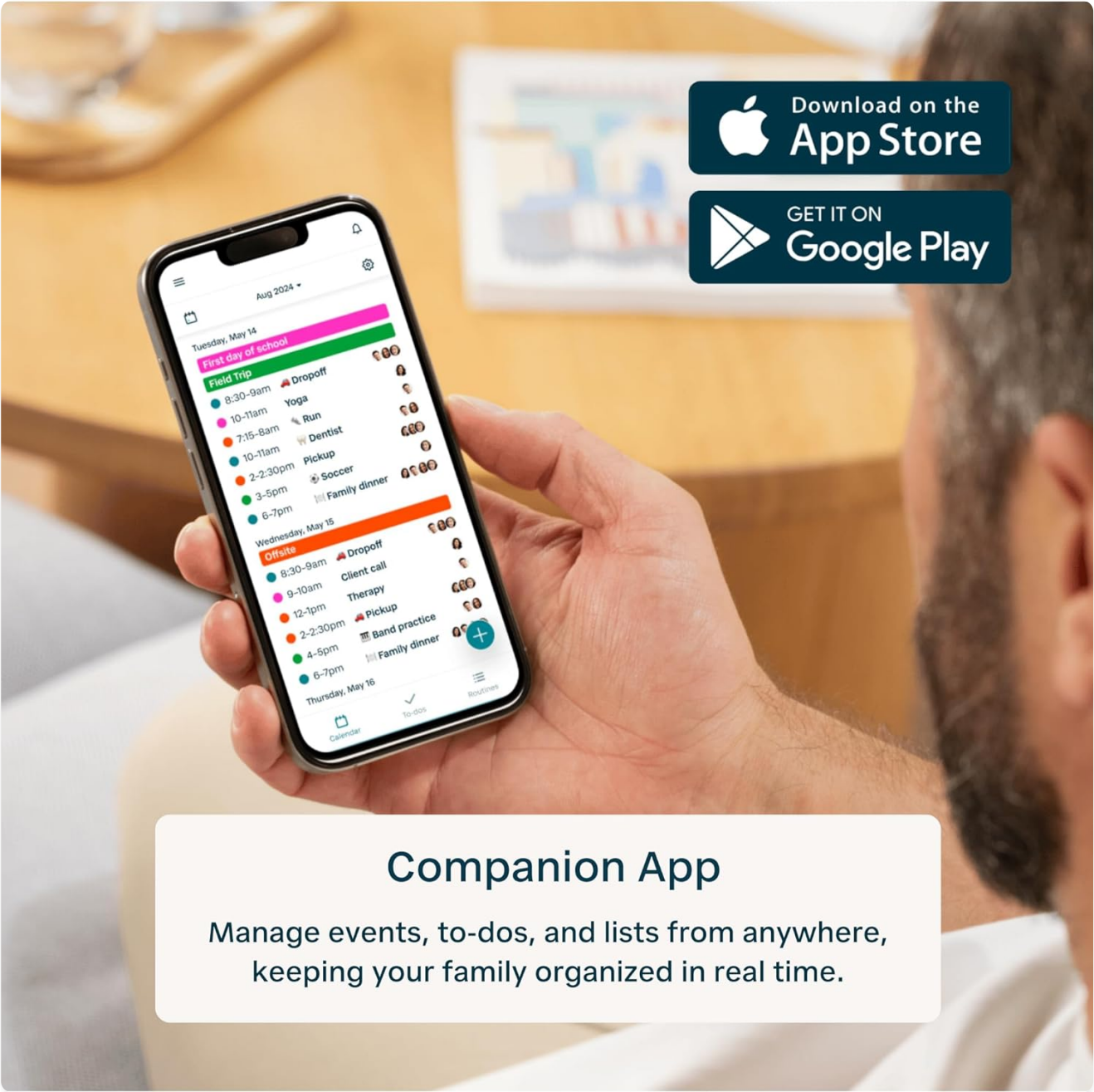


Figure 5: A child engaging with the Hearth Display, highlighting features like custom lists, routines, reward streaks, and customizable profiles.

Companion App

The Hearth Display is complemented by a powerful companion app, available for iOS and Android devices. This app allows you to manage your shared calendars, profiles, and custom lists remotely.

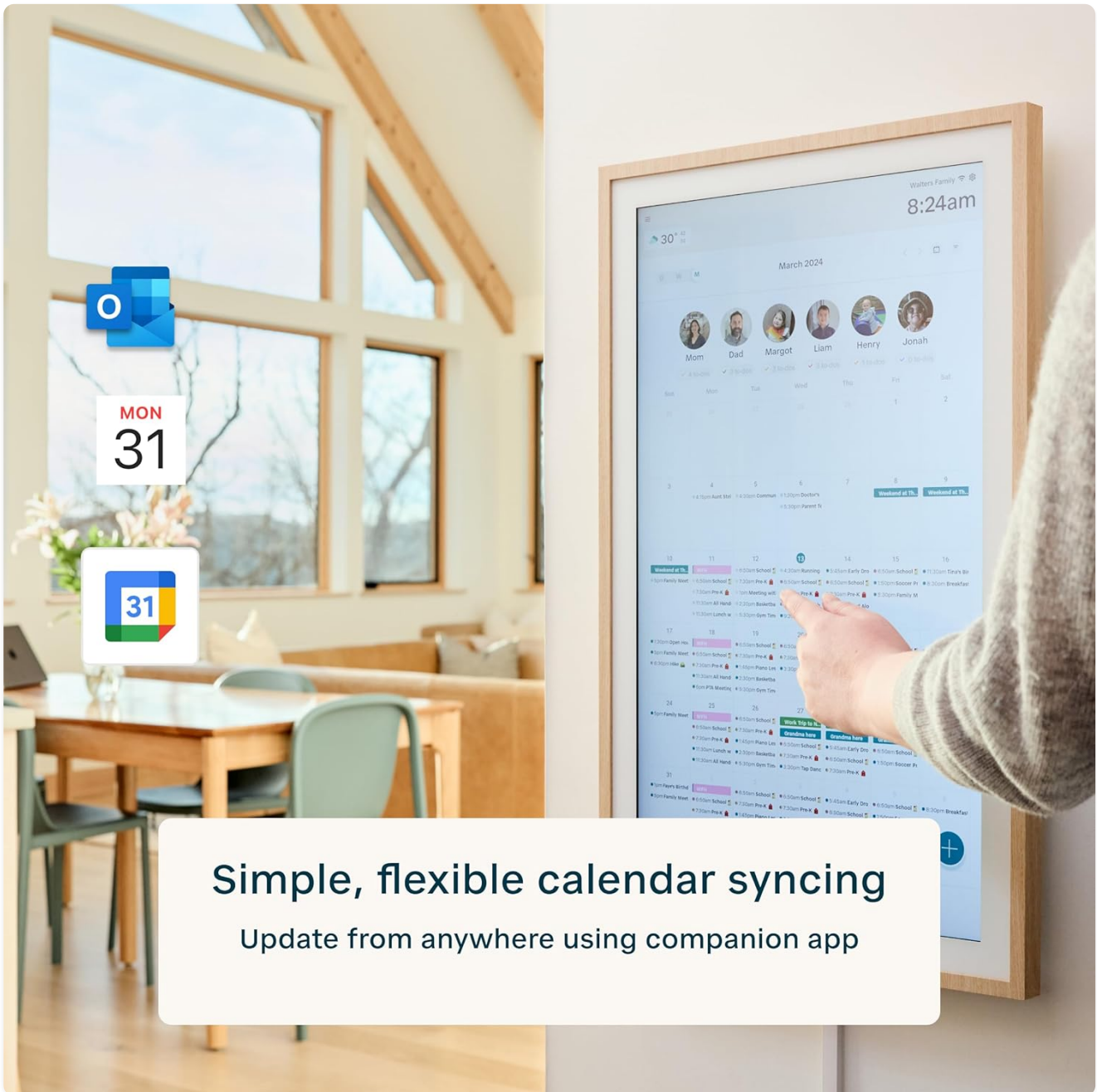
- **Remote Management:** Update events, to-dos, and lists from anywhere.
- **Calendar Syncing:** Connect existing Google, Apple iCal, or Outlook electronic calendars to seamlessly sync your family's schedules.
- **Hearth Helper:** An AI calendar companion that digitizes and uploads photos of paper calendars and invites to your display.



Companion App

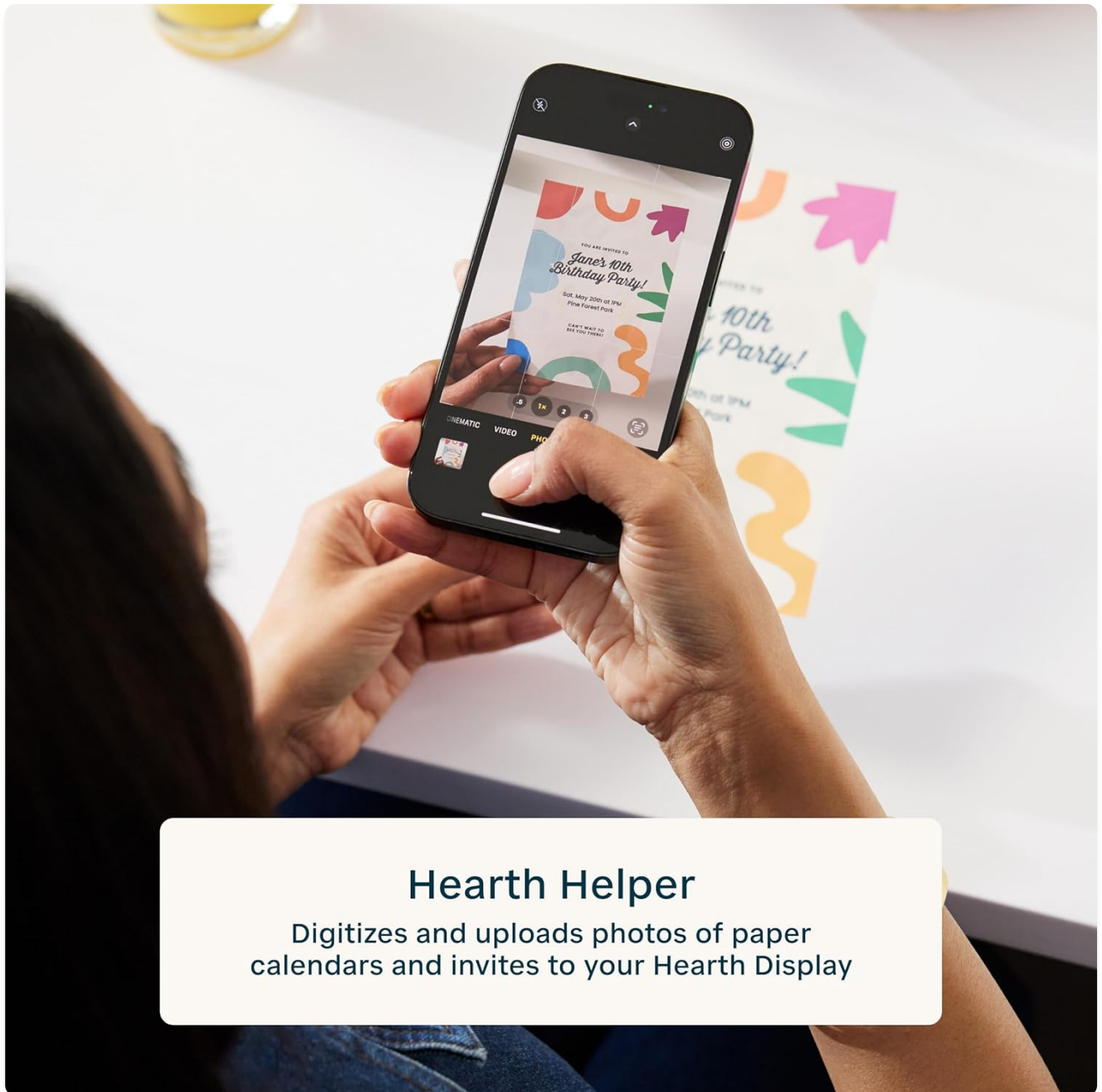
Manage events, to-dos, and lists from anywhere, keeping your family organized in real time.

Figure 6: The Hearth Display companion app interface on a smartphone, demonstrating remote management capabilities.



Simple, flexible calendar syncing
Update from anywhere using companion app

Figure 7: The Hearth Display showcasing its ability to sync with various electronic calendars like Google Calendar and Outlook.



Hearth Helper
Digitizes and uploads photos of paper calendars and invites to your Hearth Display

Figure 8: An individual utilizing the Hearth Helper feature on their smartphone to digitize a paper calendar, integrating it with the Hearth Display.

Transitioning from Physical Calendars

The Hearth Display offers a modern alternative to traditional paper calendars, providing a dynamic and easily updateable solution for family scheduling.

Dimensions

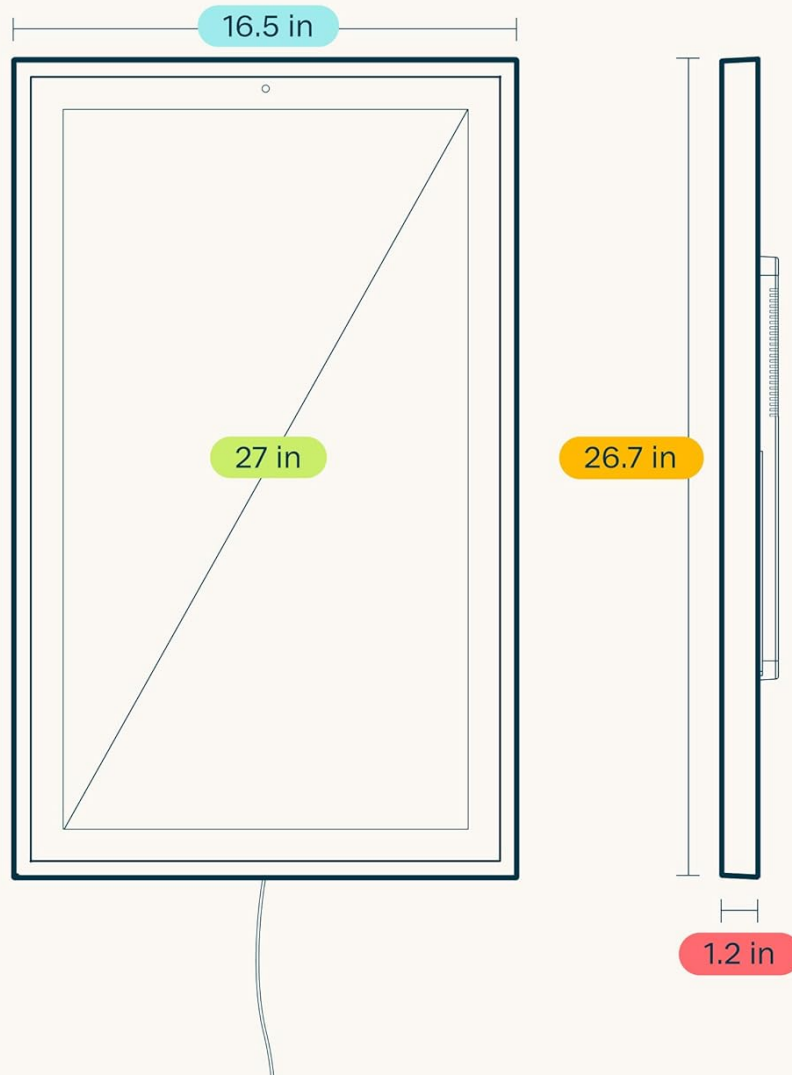


Figure 9: A visual comparison demonstrating the transition from a traditional, cluttered physical calendar to the streamlined and organized digital interface of the Hearth Display.

SUBSCRIPTION INFORMATION

To unlock the full potential of your Hearth Display, a Hearth Family Membership is available. Upon initial setup, a one-month trial is included.

- **Trial Period:** Enjoy a one-month trial of the Hearth Family Membership.
- **Premium Features:** Access advanced features such as Hearth Helper, customizable routines, task management lists, integrated companion app, weather widget, Privacy Mode, and all future software releases.
- **Membership Cost:** After the trial, continue premium access for \$9.00/month. You can cancel anytime.
- **Free Plan:** A free plan is available, offering basic calendar features without the premium functionalities.



30 days of Hearth Family Membership included



Hearth Helper, our
AI calendar companion



Customizable
routines



Lists for task
management



Integrated
companion app



Weather widget,
Privacy Mode and more
personalized features



All future
software releases

After 30 days, continue accessing these features
for \$9.00/month. Cancel anytime!

Figure 10: Details regarding the included 30-day trial of the Hearth Family Membership and its benefits.

MAINTENANCE

Proper maintenance ensures the longevity and optimal performance of your Hearth Display.

- **Cleaning the Screen:** Use a soft, lint-free cloth to gently wipe the screen. For stubborn smudges, slightly dampen the cloth with water. Avoid harsh chemicals or abrasive materials.
- **General Cleaning:** Dust the frame and back of the device regularly with a dry cloth.
- **Power Management:** Unplug the device during electrical storms or when unused for long periods.

TROUBLESHOOTING

If you encounter issues with your Hearth Display, try the following basic troubleshooting steps:

- **No Power:** Ensure the power adapter is securely plugged into both the display and a working electrical outlet.
- **No Wi-Fi Connection:** Check your home Wi-Fi router and ensure it is functioning correctly. Reconnect the Hearth Display to the Wi-Fi network through its settings.
- **Unresponsive Touchscreen:** Try restarting the device by unplugging it from the power source for 10 seconds, then plugging it back in.
- **App Sync Issues:** Ensure your companion app is updated to the latest version. Check your internet connection on your mobile device.
- **Display Content Not Updating:** Verify that your external calendars (Google, Apple iCal, Outlook) are correctly linked and that your device has an active internet connection.

If problems persist, please refer to the support section for further assistance.

SPECIFICATIONS

Detailed technical specifications for the Hearth Display 27" Digital Calendar.

Feature	Detail
Brand	HEARTH DISPLAY
Model Number	HD-SALE-HDP-DSP-MB-27-FBA
Screen Size	27 inches
Display Type	Interactive Touchscreen
Frame Color	Light Wood (other variants available)
Product Dimensions (W x H x D)	16.5 x 26.7 x 1.2 inches
Item Weight	20.4 pounds
Connectivity	Wi-Fi
UPC	860009281707
Date First Available	March 31, 2025

WARRANTY AND SUPPORT

For warranty information and technical support, please contact Hearth Display customer service. Details can typically be found on the official Hearth Display website or within the product packaging.

Online Resources: Visit the [HEARTH DISPLAY Store on Amazon](#) for additional product information and support.

