

222301FG5M1Q

Silicone Earbuds Neck Strap User Manual

Model: 222301FG5M1Q

INTRODUCTION

The Silicone Earbuds Neck Strap is designed to provide a secure and comfortable way to wear your wireless earbuds, preventing loss during activities. This flexible and durable accessory ensures your earbuds remain accessible around your neck when not in use, offering peace of mind during various physical activities or daily routines.



Image: Two white silicone earbuds neck straps, showcasing the product's simple design.

WHAT'S IN THE BOX

- 2 x Silicone Earbuds Neck Straps

SPECIFICATIONS

Feature	Detail
Product Dimensions	27.95 x 0.59 x 0.39 inches (71.00 x 1.50 x 1.00 cm)
Item Weight	0.48 ounces
Material	Silicone
Color	White
Compatible Devices	Various earbuds (check earbud stem compatibility)

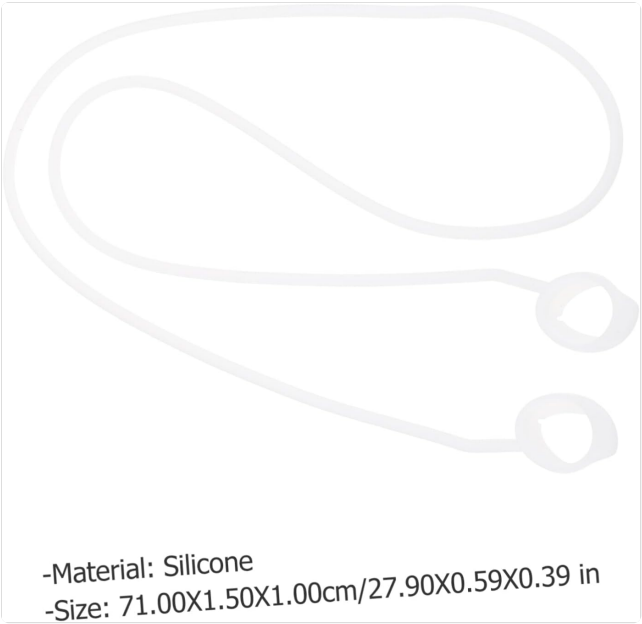


Image: A silicone earbuds neck strap with text overlays indicating its material (Silicone) and size (71.00X1.50X1.00cm / 27.90X0.59X0.39 in).

SETUP

Setting up your Silicone Earbuds Neck Strap is quick and easy. Follow these steps to attach it to your earbuds.

- 1. Identify Earbud Stem:** Locate the stem or base of your wireless earbuds where the strap will attach. The strap is designed to fit around the cylindrical part of most earbud stems.
- 2. Insert Earbud:** Gently push the stem of one earbud through one of the circular loops at the end of the silicone strap. Ensure the earbud is securely seated within the loop.
- 3. Repeat for Second Earbud:** Take the second earbud and repeat the process with the other circular loop on the strap.
- 4. Check Security:** Once both earbuds are attached, gently tug on them to ensure they are firmly held by the silicone loops. The flexible silicone material provides a snug fit.

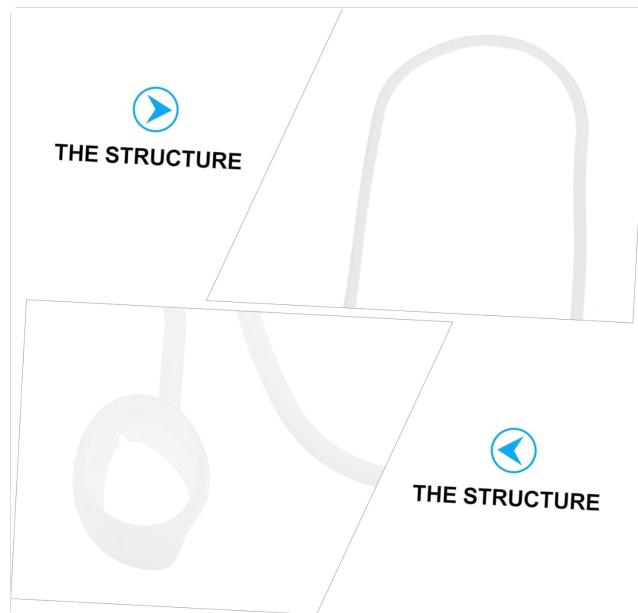


Image: A diagram illustrating the structure of the strap and how earbuds are intended to be attached to the loops.

OPERATING

The Silicone Earbuds Neck Strap is designed for ease of use during various activities.

1. **Wearing the Strap:** After attaching your earbuds, place the strap around your neck. The strap is designed to rest comfortably, similar to a necklace.
2. **Using Earbuds:** When you want to use your earbuds, simply place them in your ears as usual. The strap will hang loosely behind your neck.
3. **Securing Earbuds When Not in Use:** When you remove your earbuds from your ears, they will hang securely around your neck, preventing them from being dropped or lost. This is particularly useful during breaks in activity or when you need to temporarily remove your earbuds.
4. **Activities:** The strap is suitable for a wide range of activities including jogging, running, dancing, fitness, yoga, and other vigorous sports or exercises.



Image: A man and a woman running outdoors. The man is wearing earbuds connected by a neck strap, demonstrating its use during physical activity.



Image: A collage showing multiple individuals wearing the earbuds neck strap while engaging in different activities, highlighting its versatility.

MAINTENANCE

To ensure the longevity and hygiene of your Silicone Earbuds Neck Strap, follow these simple maintenance guidelines:

- **Cleaning:** The silicone material is easy to clean. Wipe the strap with a damp cloth and mild soap if necessary. Rinse thoroughly with water and allow it to air dry completely before reattaching earbuds.
- **Storage:** Store the strap in a clean, dry place away from direct sunlight and extreme temperatures when not in use.
- **Avoid Sharp Objects:** While durable, avoid contact with sharp objects that could cut or damage the silicone.
- **Flexibility:** The strap is designed to be flexible. Avoid excessive stretching beyond its natural elasticity to prevent deformation.

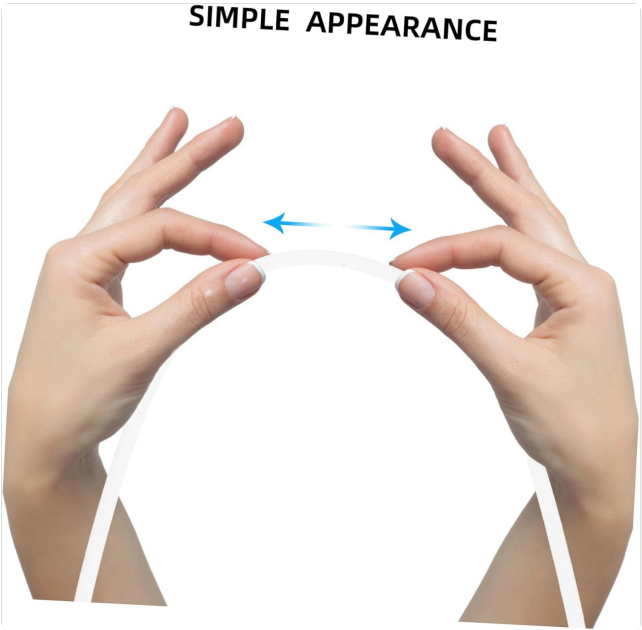


Image: A pair of hands gently stretching the silicone strap, demonstrating its flexibility and durability.

TROUBLESHOOTING

If you encounter any issues with your Silicone Earbuds Neck Strap, refer to the following common problems and solutions:

Problem	Possible Cause	Solution
Earbuds feel loose in the strap.	Earbud stem shape is not ideal for the loop, or not fully inserted.	Ensure the earbud stem is pushed completely through the loop. If still loose, the strap may not be compatible with your specific earbud model's stem design.
Strap feels uncomfortable around the neck.	Incorrect positioning or personal preference.	Adjust the strap's position on your neck. Ensure it's not twisted. The strap is lightweight and designed for comfort.
Strap appears stretched or deformed.	Excessive pulling or improper storage.	Avoid overstretching the strap. Store it flat or loosely coiled when not in use. If severely deformed, replacement may be necessary.

WARRANTY AND SUPPORT

This product is manufactured by Generic. For any inquiries regarding product defects or support, please contact the seller or manufacturer directly through your purchase platform.

Please retain your proof of purchase for any warranty claims.

