

## BESIGN LT08

# Besign LT08 Laptop Stand Instruction Manual



## 1. INTRODUCTION

Welcome to the instruction manual for your new Besign LT08 Laptop Stand. This portable lap desk is designed to enhance your comfort and productivity while using your laptop or tablet in various settings, including your bed, sofa, or desk. Please read this manual thoroughly to understand the features, proper usage, and maintenance of your device.

## 2. PRODUCT OVERVIEW

The Besign LT08 is a versatile lap desk featuring a comfortable pillow cushion and an anti-slip strip to secure your device. It is suitable for laptops and tablets ranging from 10 to 14 inches. Its lightweight and portable design makes it an ideal companion for work, study, or leisure.

- **Multifunctional Design:** Use it as a laptop stand, tablet holder, or a comfortable surface for reading and writing.
- **Comfortable and Stable:** Equipped with dual cushions for lap comfort and an anti-slip strip to prevent devices from sliding.
- **Wide Compatibility:** Accommodates laptops and tablets from 10 to 14 inches.
- **Portable and Lightweight:** Features a built-in handle for easy transport.



Image 2.1: The Design LT08 Laptop Stand in use with a laptop, showing its integrated wrist rest and mouse area.

## 3. KEY FEATURES

---

### 3.1. Design Elements


The LT08 incorporates several thoughtful design elements for enhanced usability:

- **Carrying Handle:** An integrated handle allows for easy portability.
- **Tablet Groove:** A dedicated groove holds your tablet or smartphone upright.
- **Laptop Stopper / Anti-Slip Strip:** A raised strip at the bottom edge prevents your laptop from sliding off.
- **Dual Bolster Cushions:** Two fabric-covered cushions on the underside provide comfort and stability on your lap.

## Unique Design



Carrying Handle



Tablet Groove



Laptop Stopper



Dual Bolster Cushions



Image 3.1: Detailed view highlighting the carrying handle, tablet groove, laptop stopper, and dual bolster cushions.

### 3.2. Portability

Weighing approximately 2.5 pounds, the LT08 is designed for easy transport. The built-in handle allows you to carry it effortlessly between rooms, to the office, or even in your car.

## Light Weight and Portable

Handle design and light weight, you could carry and use it any where and any time.



Image 3.2: A person demonstrating the portability of the lap desk by carrying it with its handle.


### 3.3. Compatibility

The desktop surface measures 16.7 inches wide by 12.6 inches deep, providing ample space for most devices. It is compatible with laptops and tablets ranging from 10 to 14 inches. For laptops larger than 14 inches, mouse space may be limited or unavailable.



## Wide Compatibility

Compatible with laptops from 10-14 inches, no mouse space for 15.6", not suggested for laptop over 14".



Mouse Available



Mouse Unavailable

Image 3.3: Visual guide to the dimensions and laptop compatibility of the LT08 lap desk.

## 4. SETUP

The Besign LT08 Laptop Stand requires no assembly. It is ready for immediate use.

1. Unpack the lap desk from its packaging.
2. Place the lap desk on your lap, ensuring the dual cushions are comfortably positioned.
3. Place your laptop or tablet on the desktop surface, aligning it with the anti-slip strip.
4. If using a tablet or smartphone, insert it into the dedicated groove for an upright viewing angle.

## 5. OPERATING INSTRUCTIONS

The Besign LT08 is designed for flexible use across various environments:

### 5.1. On a Sofa or Bed

Position the lap desk on your thighs while seated or reclined. The dual cushions will conform to your lap, providing a stable and comfortable base for your laptop. The anti-slip strip will keep your device securely in place.



Image 5.1: Using the lap desk on a sofa for relaxed computing.

## 5.2. On a Desk

While primarily a lap desk, the LT08 can also be placed on a flat desk surface to elevate your laptop, providing a more ergonomic typing and viewing angle. Ensure the cushions are facing down for stability.





Image 5.2: The lap desk positioned on a desk surface to elevate a laptop.

### 5.3. In a Vehicle

For travel, the compact size and stable design make it suitable for use in a car, providing a convenient surface for your laptop or tablet.



Image 5.3: The lap desk being used in a car for on-the-go productivity.

## 6. MAINTENANCE

---

To ensure the longevity and cleanliness of your Design LT08 Laptop Stand, follow these simple maintenance guidelines:

- **Cleaning the Surface:** Wipe the plastic desktop surface with a soft, damp cloth. For stubborn marks, a mild soap solution can be used, followed by wiping with a clean, damp cloth and drying thoroughly.
- **Cleaning the Cushions:** The fabric cushions can be spot cleaned with a mild fabric cleaner or a damp cloth. Avoid saturating the fabric. Allow to air dry completely before use.
- **Avoid Harsh Chemicals:** Do not use abrasive cleaners, solvents, or harsh chemicals, as these can damage the materials.
- **Storage:** Store the lap desk in a dry place away from direct sunlight and extreme temperatures.

## 7. TROUBLESHOOTING

---



Here are solutions to common issues you might encounter:

Issue	Possible Cause	Solution
Laptop slides off the desk.	Laptop not positioned correctly against the anti-slip strip.	Ensure the bottom edge of your laptop rests firmly against the anti-slip strip.
Discomfort on lap.	Incorrect positioning of the lap desk.	Adjust the lap desk to ensure the dual cushions are evenly distributed and comfortably support your thighs.
Tablet or phone does not fit in the groove.	Device is too thick or has a bulky case.	Remove thick cases from your device. The groove is designed for standard tablet/phone thickness.

## 8. SPECIFICATIONS





Feature	Detail
Brand	BESIGN
Model Number	LT08
Color	White and Gray
Material	Foam, Plastic, Silicone
Product Dimensions (D x W x H)	12.6" x 16.7" x 2.85" (32cm x 42.5cm x 7.2cm)
Item Weight	2.5 Pounds (1.13 kg)
Compatibility	Laptops and tablets 10-14 inches
Special Features	Lap Support, Lightweight, Portable, Anti-Slip Strip, Tablet Groove
Assembly Required	No

## 9. WARRANTY AND SUPPORT

For warranty information or technical support regarding your Besign LT08 Laptop Stand, please refer to the product packaging or contact BESIGN customer service directly. Contact details are typically available on the manufacturer's official website or through the retailer where the product was purchased. Please retain your proof of purchase for any warranty claims.



Related Documents - LT08

	<p><a href="#">BESIGN BE-RCA Pro Wireless Music Receiver User Manual</a></p> <p>User manual for the BESIGN BE-RCA Pro, a wireless Bluetooth music receiver designed to connect audio systems wirelessly. Includes setup, pairing, and troubleshooting instructions.</p>
	<p><a href="#">BESIGN BTH01 Wireless Headphones &amp; Transmitter Set: Quick User Guide</a></p> <p>Comprehensive guide to setting up and using the BESIGN BTH01 wireless headphones and transmitter set for TV and mobile devices. Includes pairing, troubleshooting, and care instructions.</p>
	<p><a href="#">LME-LT08 Digital Uhrenthermostat Bedienungsanleitung &amp; Spezifikationen</a></p> <p>Umfassende Bedienungsanleitung für den digitalen Uhrenthermostat LME-LT08 von LME GmbH. Enthält Installationshinweise, Bedienung, Programmeinstellungen, technische Spezifikationen und Hinweise zur Nutzung.</p>
	<p><a href="#">GPS Device Command List - GPS Gateway</a></p> <p>A comprehensive reference guide detailing command strings for various GPS tracking devices manufactured or supported by GPS Gateway, including popular models like GT06N, RP01, TK103, FMB920, and others.</p>