



[Manuals.plus](#) /

> [CHIQ](#) /

> CHIQ L32M9E Smart TV User Manual

## CHIQ L32M9E

# CHIQ L32M9E Smart TV User Manual

Model: L32M9E | Brand: CHIQ

## INTRODUCTION

---

This manual provides essential information for setting up, operating, and maintaining your CHIQ L32M9E 32-inch Smart TV. Please read this manual thoroughly before using the product to ensure proper and safe operation.



Figure 1: CHI Q L32M9E Smart TV

## WHAT'S IN THE BOX

---

Upon unpacking, please verify that all components listed below are included and in good condition:


- CHI Q L32M9E Smart TV Unit
- Remote Control
- Alkaline Batteries (for remote control)
- Stand Feet (2 pieces)
- User Manual (this document)
- Warranty Card

## SETUP

---

### 1. Attaching the Stand

1. Carefully place the TV screen-down on a soft, flat surface to prevent damage.
2. Align the stand feet with the corresponding screw holes on the bottom of the TV.
3. Securely fasten the stand feet using the provided screws.



<b>Modell: L32M9E</b>	<b>Brand: CHI Q</b>
<b>Größe: 32"</b>	<b>CPU: CA55*4</b>
<b>Auflösung: 1366*768</b>	<b>GPU: G31 *2</b>
<b>Kontrastverhältnis: 3000:1 (Typ.)</b>	<b>Speicher 1,5GB RAM / 8GB ROM</b>
<b>Aktualisierungsrate: 60Hz</b>	<b>Netto-Größe ohne Standfuß: 718*84,2*421,6mm</b>
<b>Betriebssystem Google: TV</b>	<b>Netto-Größe mit Standfuß: 718*180,1*467,5mm</b>

Figure 2: TV Dimensions and Remote Control Layout. The image illustrates the TV's dimensions with and without the stand, and provides a detailed view of the remote control buttons.

## 2. Connecting Power

Plug the power cord into the TV's power input, then connect the other end to a suitable wall outlet. Ensure the power supply matches the TV's voltage requirements.

## 3. Initial Setup

Upon first power-on, the TV will guide you through the initial setup process, including language selection, network connection (Wi-Fi), and Google account sign-in for Google TV features.

# Google TV

## Reicher Inhalt für Sie

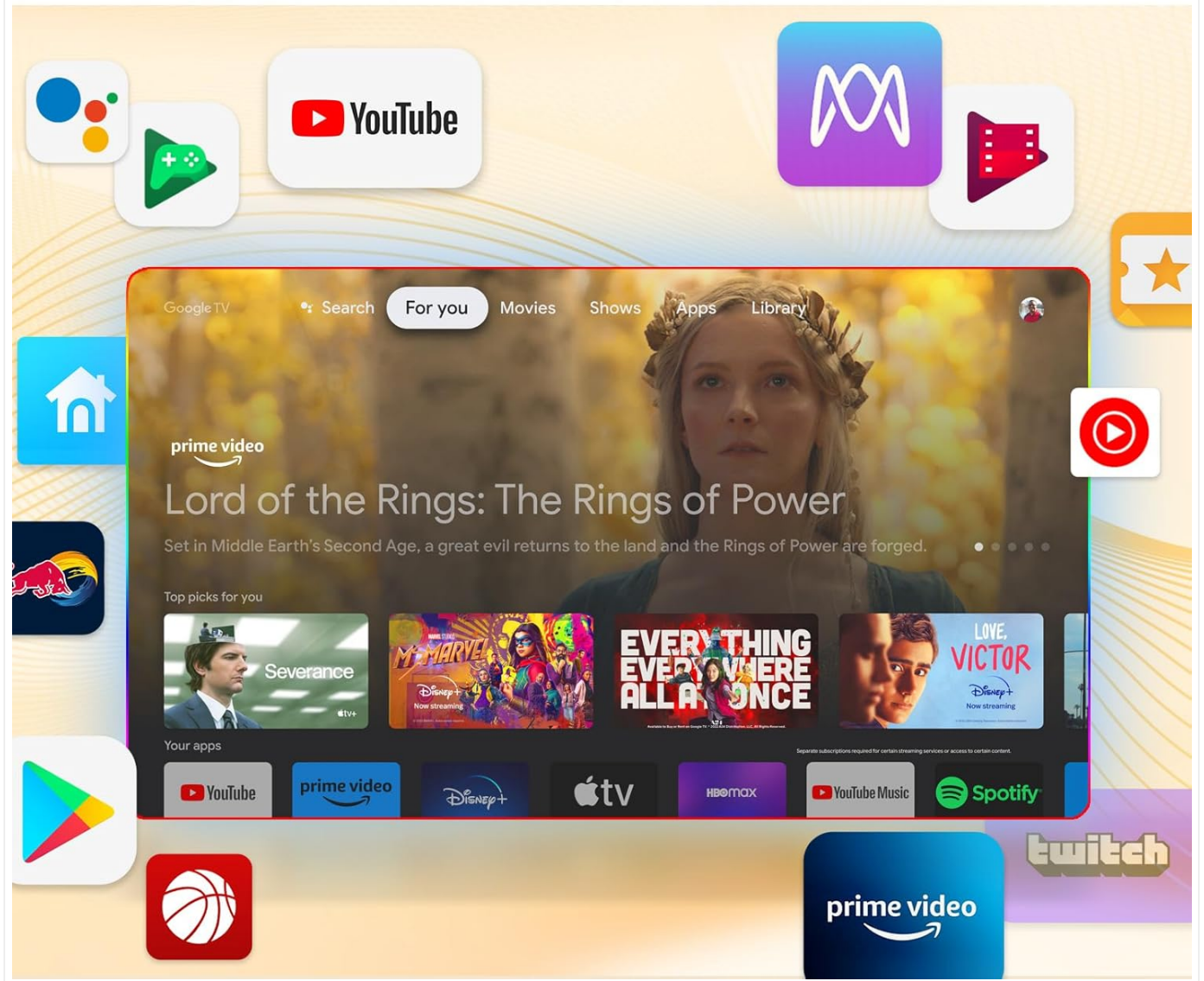


Figure 3: Google TV Home Screen. This image displays the user interface of Google TV, showing various streaming app icons and content recommendations.

#### 4. Wall Mounting (Optional)

The CHIQ L32M9E supports VESA mounting type MIS-F with a hole spacing of 20 x 20 cm. Use a compatible wall mount bracket (sold separately) and follow the instructions provided with the bracket for safe installation.



Figure 4: TV Wall Mounted. This image shows the CHIQ L32M9E TV elegantly mounted on a wall in a modern living room setting.

## OPERATING YOUR TV

---

### Remote Control

The included remote control allows full navigation and control of your Smart TV. Insert the provided Alkaline batteries into the remote, ensuring correct polarity. Refer to Figure 2 for the button layout.

The remote features dedicated buttons for popular streaming services like Netflix, Amazon Prime Video, and YouTube for quick access.

### Google TV Interface

Google TV organizes your favorite content from various streaming services into a single, personalized interface. Recommendations are tailored to your viewing habits. Navigate using the remote's directional pad and OK button.



Figure 5: Rich Content on Google TV. This image highlights the wide array of streaming applications and content available through the Google TV platform.

### **Google Assistant Voice Control**

Activate the built-in Google Assistant by pressing the dedicated button on your remote. Use voice commands to search for content, control playback, adjust volume, and manage smart home devices.

# Metallische Textur



Figure 6: Google Assistant in Use. A user is shown interacting with the TV using voice commands for tasks like checking the weather or finding movies.

## Chromecast Built-in

Easily cast movies, TV shows, photos, and more from your smartphone, tablet, or laptop directly to your TV screen for a larger, more immersive viewing experience.

## Input Sources and Connectivity

Your TV is equipped with multiple input ports for connecting external devices:

- **USB 2.0 x 2:** For media playback from USB drives.
- **HDMI 1.4 x 2:** For connecting devices like game consoles, Blu-ray players, or set-top boxes.
- **AV IN (mini AV) x 1:** For older devices using composite video.
- **RF x 2:** For antenna or cable connections (DVB-C/T/T2/S/S2).
- **WLAN (Wi-Fi):** For internet connectivity.
- **Bluetooth:** For connecting wireless accessories like headphones or speakers.



Figure 7: Connectivity Ports. This image illustrates the various input and output ports available on the CHIQ L32M9E TV, including USB, HDMI, AV, and RF.

### **Picture and Audio Features**

The TV features HDR10 technology for enhanced contrast and vibrant colors, providing rich color depth and fine details in both bright and dark scenes.

Experience crystal-clear audio with Dolby Audio and dbx-tv technologies, delivering exceptional sound quality for an immersive cinematic experience.

# Dynamische Rauschunterdrückung



Figure 8: Dynamic Noise Reduction (DNR). This image demonstrates the effect of DNR, showing a clearer picture with DNR enabled compared to without, reducing visual noise.

The TV also includes Dynamic Noise Reduction (DNR) to optimize the input signal source, resolving potential issues with input noise and ensuring a clear, flawless picture.

Choose from seven picture modes (Sports, Standard, Vivid, User, Game, Energy Saving, Film) to optimize your viewing experience based on content.

## MAINTENANCE

---

### Cleaning the Screen

Gently wipe the screen with a soft, lint-free cloth. For stubborn marks, lightly dampen the cloth with water or a specialized screen cleaner. Avoid using harsh chemicals or abrasive materials.

### Cleaning the Cabinet

Wipe the TV cabinet with a soft, dry cloth. Do not use liquid cleaners directly on the cabinet.

## TROUBLESHOOTING

---

If you encounter issues with your TV, refer to the following common problems and solutions:

- **No Power:**

Ensure the power cord is securely plugged into both the TV and the wall outlet. Check if the outlet is functional by plugging in another device. Try a different power outlet.

- **No Picture/Sound:**

Verify that the correct input source is selected. Check all cable connections (HDMI, AV, antenna) to external devices. If using an antenna, ensure it is properly connected and tuned.

- **Remote Control Not Working:**

Check and replace the batteries in the remote control. Ensure there are no obstructions between the remote and the TV's IR sensor. Point the remote directly at the TV.

- **Network Connection Issues:**

Restart your Wi-Fi router. Ensure the TV is within range of your Wi-Fi signal. Re-enter your Wi-Fi password in the TV's network settings. For persistent issues, try connecting via an Ethernet cable if available (though this model primarily uses Wi-Fi).

- **Picture Quality Issues (e.g., blurry, grainy):**

Check the resolution of the input source. Adjust picture settings (brightness, contrast, sharpness) in the TV menu. Ensure Dynamic Noise Reduction (DNR) is enabled if desired.

If the problem persists after attempting these solutions, please contact CHIQ customer support.

## SPECIFICATIONS

Feature	Detail
Model Name	L32M9E
Brand	CHIQ
Screen Size	32 inches (80 cm)
Display Technology	HD
Resolution	720p (1366 x 768 pixels)
Refresh Rate	60 Hz
Operating System	Google TV
Special Features	HDR10, Google Assistant, Chromecast built-in, Metal frameless design
Audio Technology	Dolby Audio, DBX-tv
Connectivity	Bluetooth, USB (x2), HDMI (x2), WLAN (Wi-Fi), AV In (mini AV), RF (x2)
Dimensions (with stand)	718 x 180 x 1467.5 mm
Dimensions (without stand)	718 x 84.2 x 421.6 mm
Weight	3.7 Kilograms
VESA Mounting	MIS-F, 20 x 20 cm
Energy Efficiency Class	F (27 kWh/1000h)

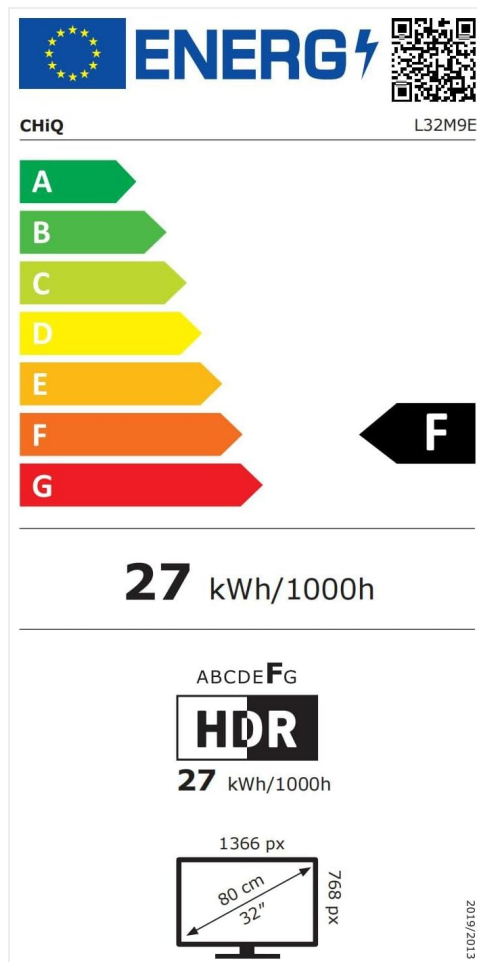


Figure 9: Energy Efficiency Label. This label indicates the energy consumption and efficiency class of the CHIQ L32M9E TV. For more details, visit the [EPREL database](#).

Produktdatenblatt			
DELEGIERTE VERORDNUNG (EU) 2019/2013 DER KOMMISSION zur Energieverbrauchskennzeichnung von elektronischen Displays			
	Parameter	Parameter oder Wert und Genauigkeit	Einheit
1.	Name oder Warenzeichen des Lieferanten	CHIQ	
	Anschrift des Lieferanten	Changhong Europe Electric s.r.o., Dělnická 213/12, 17000 Holešovice Praha 7, CZ	
2.	Modellkennung	L32M9E	
3.	Energieeffizienzklasse bei Standard-Dynamikumfang (SDR)	F	
4.	Leistungsaufnahme im Ein-Zustand bei SDR	27,0	W
5.	Energieeffizienzklasse bei hohem Dynamikumfang (HDR)	F	
6.	Leistungsaufnahme im Ein-Zustand bei hohem Dynamikumfang (HDR), falls vorhanden	27,0	W
7.	Leistungsaufnahme im Aus-Zustand, falls zutreffend	Nicht zutreffend	W
8.	Leistungsaufnahme im Bereitschaftszustand, falls zutreffend	0,5	W
9.	Leistungsaufnahme im vernetzten Bereitschaftsbetrieb, falls zutreffend	0,8	W
10.	Art des elektronischen Displays	Fernsehgerät	
11.	Seitenverhältnis	16 : 9	
12.	Bildschirmauflösung	1 366 x 768	pixels
13.	Bildschirmdiagonale	80,0	cm
14.	Bildschirmdiagonale	32	Zoll
15.	Sichtbare Bildschirmfläche	27,0	dm <sup>2</sup>
16.	Verwendete Panel-Technologie	LED LCD	
17.	Automatische Helligkeitsregelung (ABC) vorhanden	Nein	
18.	Spracherkennungssensor vorhanden	Nein	
19.	Anwesenheitssensor vorhanden	Nein	
20.	Bildwiederholfrequenz (Standard)	60	Hz
21.	Mindestens garantierte Software- und Firmware-Aktualisierungen (ab dem Datum der Beendigung des Inverkehrbringens)	8	Jahre
22.	Mindestens garantierte Verfügbarkeit von Ersatzteilen (ab dem Datum der Beendigung des Inverkehrbringens)	7	Jahre

23.	Mindestens garantierte Produktunterstützung	7	Jahre
	Mindestlaufzeit der vom Lieferanten angebotenen allgemeinen Garantie	2	Jahre
24.	Art der Stromversorgung (Netzteil)	Intern	
25.	Externes Netzteil (nicht genormt, in der Verkaufsverpackung enthalten)		

Seite 1 / 2

<i>i</i>	-		
<i>ii</i>	Eingangsspannung	-	V
<i>iii</i>	Ausgangsspannung	-	V
26.	Genormtes externes Netzteil (oder geeignetes Netzteil, falls nicht in der Verkaufsverpackung enthalten)		
<i>i</i>	-		
<i>ii</i>	Benötigte Ausgangsspannung	-	V
<i>iii</i>	Benötigte (Mindest-)Stromstärke	-	A
<i>iv</i>	Benötigte Stromfrequenz	-	Hz

Das Modell wurde auf dem Unionsmarkt in Verkehr gebracht , und zwar ab dem 3. 

EPREL-Eintragungsnummer 2104721 <https://eprel.ec.europa.eu/qr/2104721>

Lieferant: Changhong Europe Electric s.r.o. (Hersteller) Website: <https://www.chiq.com/>

Kundenbetreuung:  
Name: Changhong Europe Electric s.r.o. Website: <https://www.chiq.com/>  
E-Mail-Adresse: [info@changhong.cz](mailto:info@changhong.cz) Telefonnummer: +420322321411

Anschrift:  
Dělnická 213/12  
17000 Praha 7  
Tschechische Republik

Seite 2 / 2

Figure 10: Product Data Sheet. This sheet provides detailed technical specifications and regulatory information for the CHIQ L32M9E TV.

## WARRANTY AND SUPPORT

### Warranty Information

Your CHIQ L32M9E Smart TV comes with a **2-year warranty** on all products. Please retain your proof of purchase for warranty claims.

### Return Policy

Products purchased from Amazon are eligible for a **30-day return period** without specific reason, with returns handled by Amazon.

### Customer Support

For technical assistance or support, an online hotline is available and staffed by professional personnel on weekdays. For manufacturer contact, refer to the Product Data Sheet (Figure 10) or visit the official CHIQ website.

Manufacturer: Changhong Europe Electric S.r.o.

Website: <https://www.chiq.com/>



© 2025 CHIQ. All rights reserved.