

MECHEN M30

MECHEN M30 HiFi MP3 Player User Manual

Comprehensive instructions for setup, operation, and maintenance of your MECHEN M30 HiFi MP3 Player.

1. PRODUCT OVERVIEW

The MECHEN M30 is a portable HiFi MP3 player designed for high-resolution digital audio. It features professional DSP audio IC and dual DAC decoding (WM8965 and Ti TPA6530) to deliver lossless sound quality. The device is equipped with a 2.0-inch LCD display (320*240 resolution) for a clear and intuitive user interface. Its robust design includes a high-precision CNC aluminum alloy shell, making it durable and portable.



Figure 1: Front view of the MECHEN M30 HiFi MP3 Player, showcasing its display and control buttons.



Figure 2: Overview of MECHEN M30 key features including DAC, Line out, CUE, Equalizer, and storage capacity.

The M30 player is compact, measuring 2.2*0.6*3.5 inches and weighing approximately 176g, making it easy to carry. It includes a unique scroll wheel for navigation and independent menu and return keys for simplified operation. A one-key lock screen function prevents accidental presses.

Your browser does not support the video tag.

Video 1: An overview of the MECHEN M30 HiFi Lossless Music Player's design and core functionalities.

2. WHAT'S IN THE BOX

Upon unboxing your MECHEN M30 HiFi MP3 Player, you should find the following items:

- 1 x MECHEN M30 HiFi Music Player
- 1 x USB Cable (for charging and data transfer)
- 1 x 64GB Memory Card (pre-inserted)
- 1 x User Manual (this document)

Please inspect all contents for any damage or missing items. If anything is amiss, contact customer support immediately.

3. SETUP

3.1 Charging the Device

Before first use, fully charge your MECHEN M30. The device can be fully charged in approximately 2 hours. Use the provided USB cable to connect the player to a computer's USB port or a compatible USB wall adapter (not included).

The charging port is a Micro USB 5-pin located on the side of the device.

3.2 Memory Card Installation

The M30 player does not have built-in memory but comes with a 64GB SD card pre-inserted. The device supports Micro SD cards up to 256GB, allowing for extensive music storage. To insert or remove the memory card, gently push it into the TF Card slot until it clicks into place or ejects.

3.3 Transferring Music Files

To transfer music to your MECHEN M30, connect the player to your computer using the supplied USB cable. The player will appear as a removable disk drive. You can then drag and drop your desired music files directly onto the memory card.

Your browser does not support the video tag.

Video 2: Demonstration of connecting the MECHEN M30 to a computer via USB and transferring music files.

For optimal organization, especially for large music libraries, consider using a file sorting tool like FAT Sorter to arrange your music files alphabetically on the memory card. This can improve navigation within the player's interface.

Quick Return to the Main Menu



Figure 3: Diagram illustrating how music files are sorted on the device, typically by title.

When connecting speaker devices, please set the line level!
Or, the sound of the speaker will be too low!



※Recommend to set the line level in 0db, so it gives you the loudest on the amplifier.

Figure 4: Example of using FAT Sorter to achieve alphabetical sorting of music files.

4. OPERATING INSTRUCTIONS

4.1 Power On/Off and Lock Screen

To power on the device, press and hold the power button located on the top right side. To power off, press and hold the same button. The M30 features a one-key lock screen function to prevent accidental operations during playback. Press the power button briefly to lock or unlock the screen.

4.2 Navigation and Controls

The M30 offers intuitive navigation through its unique scroll wheel and dedicated buttons:

- **Scroll Wheel:** Rotate clockwise or counter-clockwise to browse music tracks or adjust the volume.
- **Menu Button:** Access the main menu or specific settings within a mode.
- **Back Button:** Return to the previous screen or menu.
- **Play/Pause Button:** Start or pause playback.
- **Next/Previous Track Buttons:** Skip to the next or previous song.
- **Volume Buttons (+/-):** Adjust the playback volume.



Figure 5: The 360-degree rotatable scroll wheel for easy browsing and volume control.

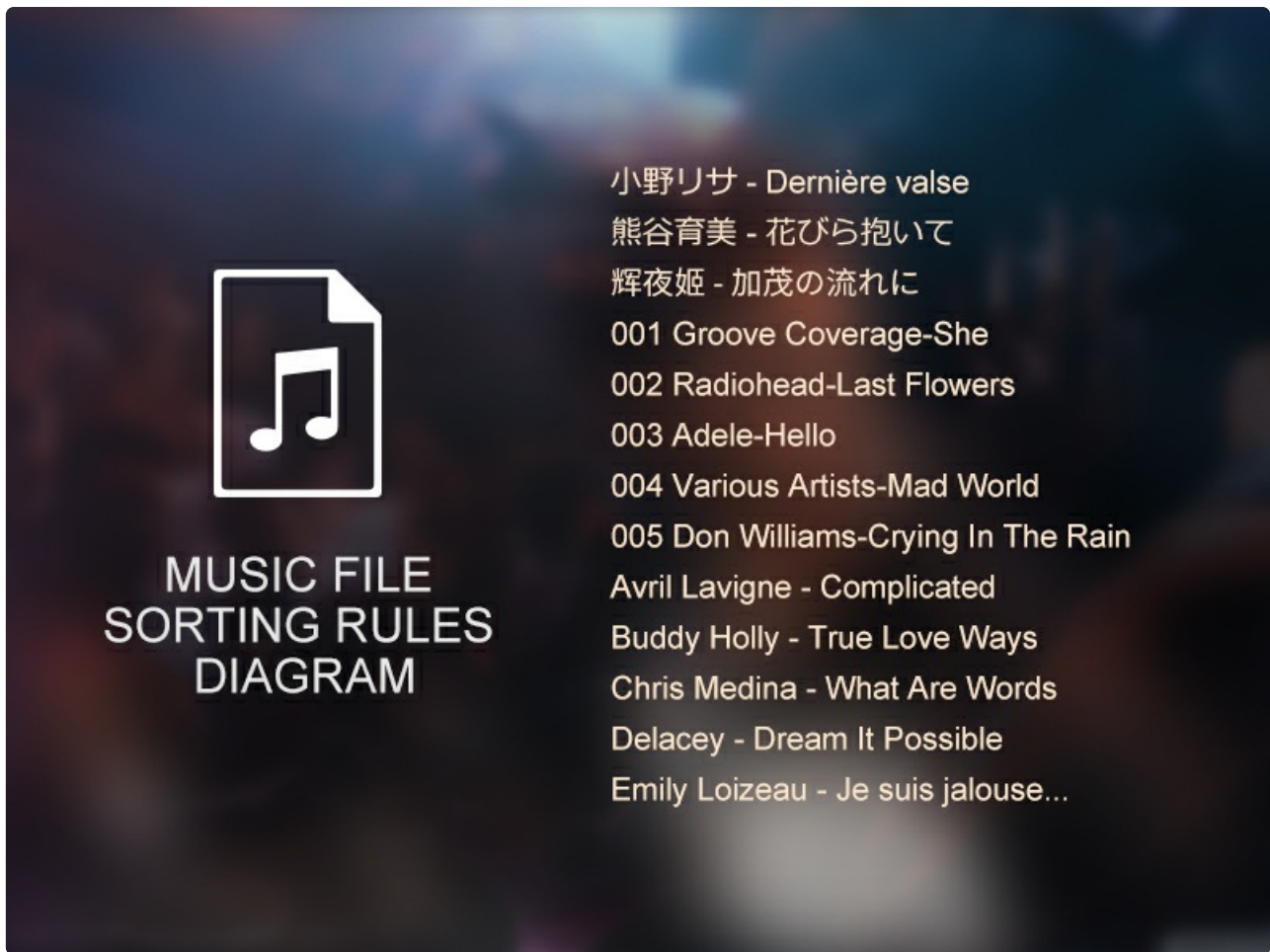


Figure 6: Pressing and holding the back button allows for a quick return to the main menu.

The intuitive UI interface ensures user-friendly software operation, making it clear at a glance.

5. AUDIO FORMATS AND QUALITY

The MECHEN M30 is engineered for HiFi lossless sound quality, utilizing professional DSP audio IC and imported DAC double decoding (WM8965 and Ti TPA6530) to restore the original sound scene effectively.

5.1 Supported Audio Formats

The player supports a wide range of audio formats, ensuring compatibility with your high-resolution music library:

- **MP3:** 8-48kHz, 8-320kbps
- **WMA:** 8-48kHz, 5-384kbps (STD 8-96kHz)
- **WAV:** 8-192kHz
- **APE:** 8-96kHz (high); 8-192kHz (fast)
- **FLAC:** 8-192kHz (LO-L10)
- **AAC:** 8-48kHz, 8-320kbps (LC) - *Note: AAC files play in mono, not stereo.*
- **OGG:** 8-48kHz
- **DSD 128:** 5.6MHz
- **AIFF:** 8-192kHz, 16,24,32bits
- **ALAC:** 8-192kHz, 16,24bits

- **IMA/MS-ADPCM:** 8-48kHz, 8,16bits
- **DSF:** 2822.4kHz, 1bit
- **DFF:** 3072kHz, 1bit

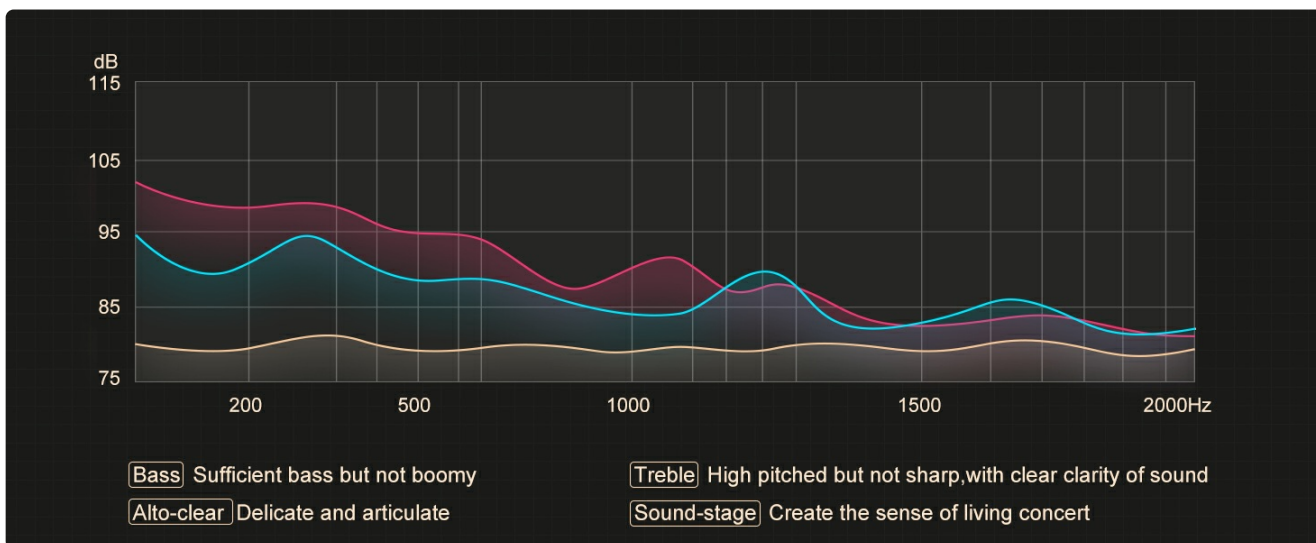


Figure 7: A detailed table of supported audio formats and their specifications.


5.2 Customizable Equalizers


The M30 offers a 7-segment professional adjustment equalizer, allowing you to fine-tune the sound to your preference. You can select from various presets like Rock, Pop, Techno, Jazz, Classical, Soft, or create your own custom equalizer settings.



Figure 8: Visual representation of the customizable equalizer settings with various genre presets.


Image Format





JPG	✔
PNG	✘
BMP	✘

Image Size



≤ 640*640	✔
> 640*640	✘

※The album cover will be displayed only when the format is JPG and within 640*640.

Figure 9: Illustrates the frequency response characteristics, highlighting bass, treble, alto-clear, and sound-stage qualities.

6. BATTERY LIFE

The MECHEN M30 is equipped with a large capacity 1500 mAh battery. A full charge takes approximately 2 hours and provides up to 25 hours of continuous playback, ensuring long listening sessions without frequent recharging.

CUSTOMIZABLE EQUALIZERS



7-segment Professional Adjustment




Figure 10: Visual representation of the M30's battery capacity and continuous play time.

7. CONNECTIVITY

The MECHEN M30 offers versatile connectivity options for various audio setups.

7.1 Headphone and Line Out

Both headphone and line out functions are supported. The headphone jack allows for direct connection to headphones for personal listening. The line out function enables connection to external amplifiers, home audio systems, or vehicle audio systems for a broader sound experience.

30HRS BATTERY

Long battery life can meet your daily needs
without worrying about power issues

2.5h
Full Charge

1500mAh
Large Capacity

30h
Continuous Play

Figure 11: Diagram showing the headphone and line out ports, and examples of connecting to home audio systems or car audio.



Figure 12: Illustrates connecting the M30 to external amplifiers for enhanced audio output.

Important: When connecting to speaker devices via line-out, ensure you set the line level correctly within the player's settings. It is recommended to set the line level to 0dB for the loudest output on the amplifier.



Figure 13: Screenshot showing the line level setting option in the player's menu.

8. MAINTENANCE

To ensure the longevity and optimal performance of your MECHEN M30, follow these maintenance guidelines:

- **Cleaning:** Use a soft, dry cloth to clean the device's exterior. Avoid using harsh chemicals or abrasive materials.
- **Storage:** Store the player in a cool, dry place away from direct sunlight, extreme temperatures, and high humidity.
- **Handling:** While the aluminum alloy shell provides durability, avoid dropping the device or subjecting it to strong impacts.
- **Reset Function:** In case of system unresponsiveness, locate the small reset pinhole on the side of the device. Use a thin tool (like a paperclip) to gently press the reset button.

9. TROUBLESHOOTING

This section addresses common issues you might encounter with your MECHEN M30 player.

9.1 Song Sorting Issues

If music files are not appearing in the desired sequence, it may be due to the player's default sorting rules. A firmware update is available from the MECHEN website that can correct this by changing song sorting rules to follow music file title instead of ID3 information. Refer to the official MECHEN support page for the latest firmware and update instructions.

9.2 No Gapless Playback

The MECHEN M30, like many single-core players, does not support true gapless playback. There may be a brief silence between tracks. A workaround for continuous listening, especially for albums, is to combine individual audio files into a single file using audio editing software. Note that this will prevent individual track selection within that combined file.

9.3 "System Volume Information" Folder

An empty folder named "System Volume Information" may appear on the player when connected to a computer. This is a system-generated file and cannot be deleted by the user. It does not affect the player's functionality or storage capacity for music files.

9.4 Low Sound Output via Line-Out

If the sound output is too low when connecting to external speaker devices via the line-out port, ensure the "Line Level" setting in the player's menu is correctly configured. It is recommended to set the line level to 0dB for maximum output to your amplifier.

10. SPECIFICATIONS

Feature	Specification
Product Dimensions	2.76 x 0.43 x 1.97 inches
Item Weight	5.4 ounces
Manufacturer	MECHEN
ASIN	B0DMDRXLFN
Country of Origin	China
Item Model Number	M30
Batteries	1 Lithium Ion battery required (included)

Feature	Specification
Brand	MECHEN
Model Name	M30
Special Feature	Hi-Res Audio
Connectivity Technology	USB
Memory Storage Capacity	64 GB (expandable up to 256GB via Micro SD card)
Color	Gray
Screen Size	2 Inches
Compatible Devices	Headphone
Media Type	SD Card

11. WARRANTY AND SUPPORT

MECHEN stands behind the quality of its products. The MECHEN M30 HiFi MP3 Player comes with a 30-day no-questions-asked return policy and a 1-year exchange service.

For any inquiries, technical assistance, or warranty claims, please feel free to contact MECHEN customer support via email. We aim to reply to all queries within 24 hours.

Please refer to your purchase documentation or the official MECHEN website for the most current contact information and detailed warranty terms.