

## Fastrack Discovery

# Fastrack Discovery Smart Watch User Manual

Model: Discovery (38146AP02)

## INTRODUCTION

---

Welcome to the Fastrack Discovery Smart Watch user manual. This guide provides essential information for setting up, operating, maintaining, and troubleshooting your new smartwatch. The Fastrack Discovery Smart Watch features a vibrant AMOLED display, built-in GPS, Bluetooth calling, and comprehensive health tracking capabilities designed to support your active lifestyle.

## PACKAGE CONTENTS

---

Ensure all items are present in the package:

- Fastrack Discovery Smart Watch
- Magnetic Charging Cable
- Quick Start Guide
- Warranty Card

## SETUP

---

### 1. Charging the Device

Before first use, fully charge your Fastrack Discovery Smart Watch. Connect the magnetic charging cable to the charging pins on the back of the watch and plug the USB end into a power adapter (not included) or a computer's USB port. A full charge takes approximately 50 minutes and provides up to 7 days of battery life, depending on usage.

### 2. Powering On/Off

- **To Power On:** Press and hold the side button until the Fastrack logo appears.
- **To Power Off:** Press and hold the side button, then select 'Power Off' on the screen.

### 3. Pairing with Your Smartphone

To unlock all features, pair your watch with the Fastrack Reflex World app (available on Android and iOS). Follow these steps:

1. Download and install the Fastrack Reflex World app from your smartphone's app store.
2. Open the app and create an account or log in.
3. Ensure Bluetooth is enabled on your smartphone.
4. In the app, follow the on-screen instructions to 'Add Device' and select your Fastrack Discovery Smart Watch from the list of nearby devices.
5. Confirm the pairing request on both your watch and smartphone.

### 4. Initial Configuration

After successful pairing, the app will guide you through setting up personal information such as age, gender, height, and weight for accurate health and fitness tracking. You can also customize watch faces and notification preferences.

## OPERATING THE SMART WATCH

---

### 1. Navigation

- **Touchscreen:** Swipe left, right, up, or down to navigate through menus and widgets. Tap to select an option.
- **Side Button:** Press to return to the home screen or wake the display. Long press for power options or to access the AI Voice Assistant.

### 2. Display Features

The 4.9 CM (1.95-inch) AMOLED display offers vibrant visuals with 410x502 resolution. It supports Always-On Display (AOD) and 'Raise to Wake' functionality for convenience.

# Sharper, Brighter, **AMOLED** Power

 4.9 CM  
AMOLED Display

 Always On


 Raise to Wake



Image: The Fastrack Discovery Smart Watch displaying its vibrant AMOLED screen with time and date. The image highlights the 'Sharper, Brighter, AMOLED Power' features, including 4.9 CM AMOLED Display, Always On, and Raise to Wake.

### **3. Bluetooth Calling (SingleSync)**

With SingleSync Bluetooth Calling, you can answer and manage calls directly from your wrist. Ensure your watch is connected to your smartphone via Bluetooth 5.3. You can also access recent calls and control music playback.

# Connectivity at its Best



Image: A person wearing the Fastrack Discovery Smart Watch, which displays a phone dial pad, illustrating the Bluetooth calling feature. The image emphasizes 'Connectivity at its Best' with SingleSync BT Calling, Bluetooth 5.3, and AI Voice Assistant.

## 4. Built-in GPS Tracking

The integrated GPS (with GLONASS support) provides precise tracking of your outdoor activities, including route, pace, and distance, without needing your phone. This is ideal for running, cycling, and walking.

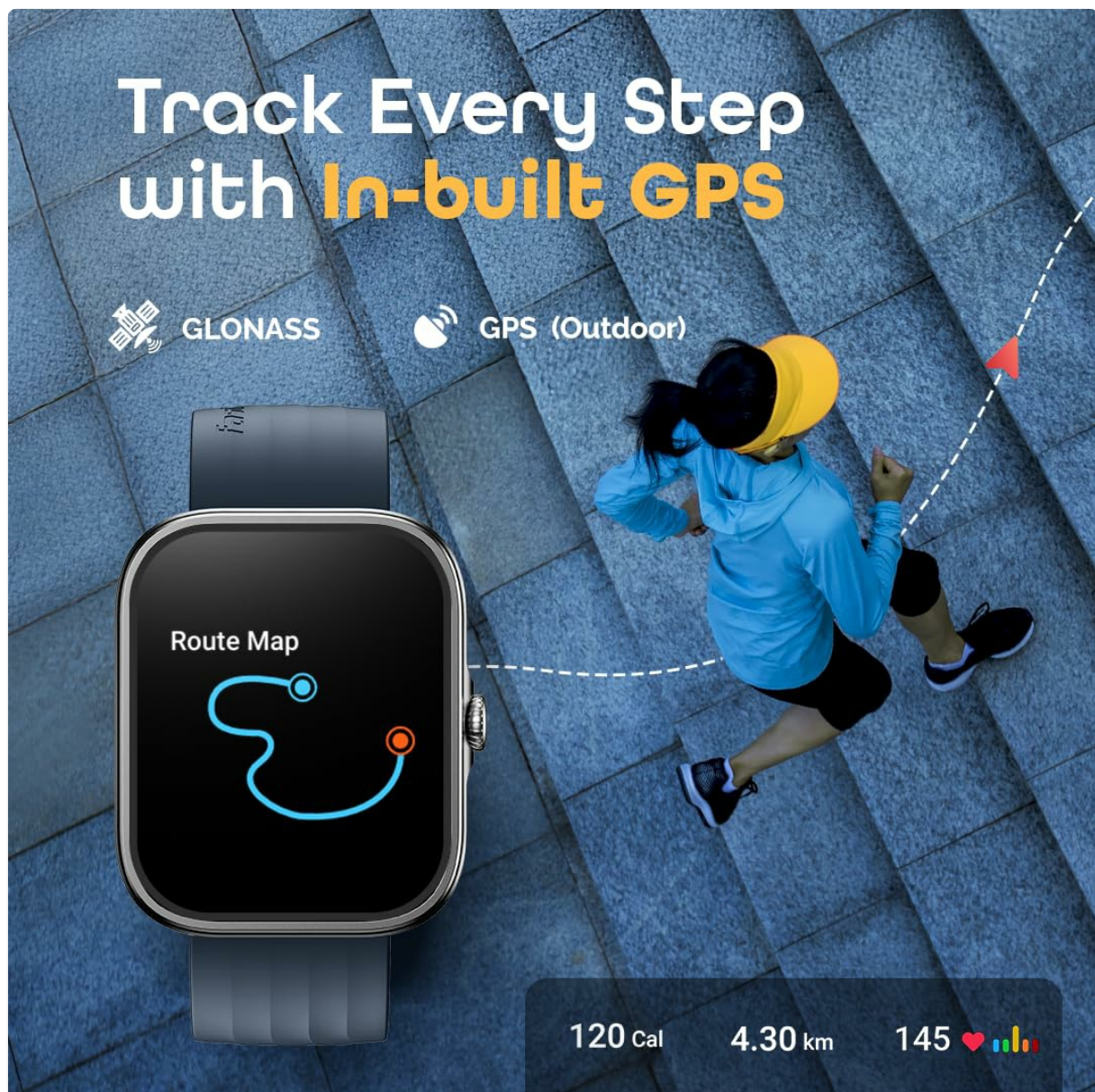


Image: A person running outdoors with the Fastrack Discovery Smart Watch on their wrist, which shows a route map. The image highlights the 'Track Every Step with In-built GPS' feature, including GLONASS and GPS (Outdoor) capabilities, along with calorie, distance, and heart rate data.

## 5. Health and Fitness Tracking

The watch offers comprehensive 24/7 health monitoring:

- **Heart Rate Monitor:** Tracks your heart rate throughout the day.
- **SpO2 Monitor:** Measures blood oxygen levels.
- **Stress Tracking:** Monitors stress levels and provides guided breathing exercises.
- **Sleep Tracking:** Analyzes sleep patterns and quality.
- **VO2 Max:** Estimates your cardiovascular fitness level.
- **One-Click Measurement:** Quickly checks multiple health metrics.
- **Activity Tracking:** Counts steps, distance, and calories burned.
- **Reminders:** Includes hydration alerts and sedentary reminders.

# Health & Fitness Tracking

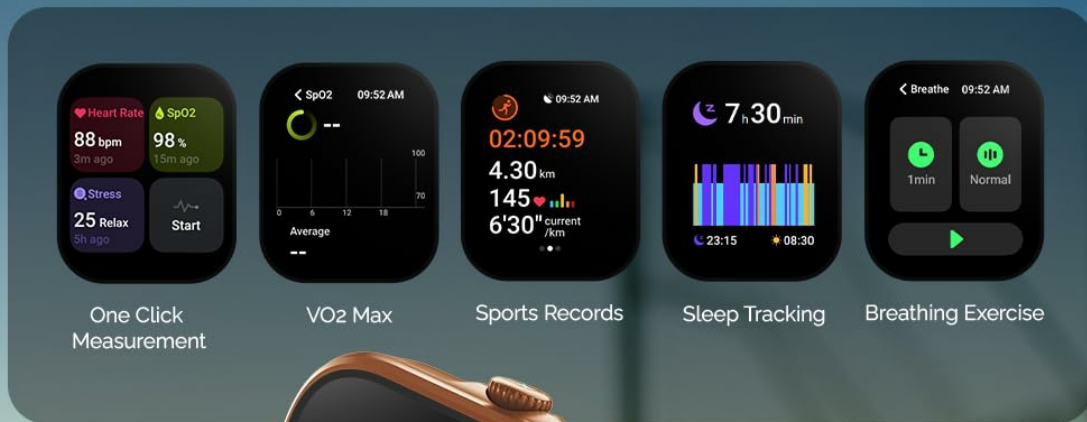


Image: The Fastrack Discovery Smart Watch displaying various health metrics like Heart Rate, SpO2, Stress, VO2 Max, Sports Records, Sleep Tracking, and Breathing Exercise. The image highlights the 'Health & Fitness Tracking' capabilities.

## 6. Multisport Modes and Running Coach

Choose from over 100 multisport modes, with auto-recognition for common activities. The watch also features built-in running courses and training plans, such as 'Couch to 3K' and 'Couch to 5K', to help you achieve your fitness goals.



Image: The Fastrack Discovery Smart Watch displaying a 'Running C' menu with options like 'Easy Run - Primary', 'Easy Run - Medium', and 'Easy Run - Advanced'. The image emphasizes 'Your New Running Coach' with features like In-built Training Plans, Pre & Post Run Workouts, 5K, and Couch to 3K.

## 7. Smart Features

The Fastrack Discovery Smart Watch includes several smart functionalities:

- **AI Voice Assistant:** Control your watch or phone with voice commands.
- **Camera & Music Control:** Remotely control your smartphone's camera and music playback.
- **DND Mode:** Silence notifications during specific times.
- **Find Phone:** Locate your paired smartphone.
- **Weather Display:** Get real-time weather updates.
- **Alarm, Stopwatch, Timer:** Essential utility functions.
- **Watch Faces:** Customize your watch with over 100 available watch faces.

## MAINTENANCE

---

### 1. Cleaning Your Watch

Regularly clean your watch and strap to prevent skin irritation and maintain functionality. Use a soft, damp cloth to

wipe the watch body and strap. Avoid harsh chemicals or abrasive materials.

## 2. Water Resistance

The Fastrack Discovery Smart Watch is IP68 water-resistant, allowing it to withstand immersion in water up to 1.5 meters. It is suitable for daily use, hand washing, and light rain. Avoid prolonged exposure to hot water, steam, or high-velocity water, as this may compromise the water resistance.

## 3. Battery Care

To prolong battery life, avoid fully discharging the watch frequently. Charge it when the battery level is low. Store the watch in a cool, dry place if not used for extended periods.

## 4. Software Updates

Periodically check the Fastrack Reflex World app for available software updates. Updates often include performance improvements, new features, and bug fixes. Ensure your watch is sufficiently charged before starting an update.

## TROUBLESHOOTING

---

If you encounter issues with your Fastrack Discovery Smart Watch, refer to the following common solutions:

- **Watch Not Powering On:** Ensure the watch is fully charged. Connect it to the magnetic charging cable and a power source.
- **Pairing Issues:** Make sure Bluetooth is enabled on your phone and the watch is within range. Restart both the watch and your phone, then try pairing again through the Fastrack Reflex World app.
- **Inaccurate Health Data:** Ensure the watch is worn snugly on your wrist, about one finger's width above the wrist bone. Clean the sensor area regularly.
- **Notifications Not Received:** Check notification settings in the Fastrack Reflex World app and your phone's system settings to ensure permissions are granted.
- **Short Battery Life:** Reduce screen brightness, disable Always-On Display, limit frequent heart rate monitoring, and turn off unnecessary notifications.

## Resetting the Device

If problems persist, you may need to perform a factory reset. This will erase all data on the watch and restore it to its original settings. Navigate to 'Settings' on your watch, then find the 'System' or 'Reset' option and confirm the factory reset.

## SPECIFICATIONS

---

<b>Model Name</b>	Fastrack Discovery
<b>Model Number</b>	38146AP02
<b>Display</b>	1.95-inch AMOLED, 410x502 Resolution
<b>Connectivity</b>	Bluetooth 5.3, Built-in GPS (GLONASS)
<b>Battery Life</b>	Up to 7 Days (typical usage)
<b>Charging Time</b>	Approx. 50 Minutes

<b>Water Resistance</b>	IP68, up to 1.5 meters
<b>Case Material</b>	Aluminium
<b>Band Material</b>	Silicone
<b>Dimensions (D x W x H)</b>	11D x 49W x 40H Millimeters
<b>Weight</b>	45 Grams
<b>Compatible Devices</b>	Android, iOS Smartphones

## WARRANTY INFORMATION

---

Your Fastrack Discovery Smart Watch comes with a **1 Year Manufacturer Warranty** from the date of purchase. This warranty covers manufacturing defects. Please retain your purchase receipt and the warranty card for any warranty claims. The warranty does not cover damage caused by misuse, accidents, unauthorized repairs, or normal wear and tear.

## CUSTOMER SUPPORT

---

For further assistance, technical support, or warranty claims, please contact Fastrack customer care:

- **Customer Care Number:** 1800-266-0123
- **Email:** [customercare@titan.co.in](mailto:customercare@titan.co.in)
- **Manufacturer/Importer:** Titan Company Limited, 3 Sipcot Industries complex, Hosur- 635126