

RCA WAVE-70 Black

# RCA Wave-70 True Wireless Earbuds User Manual

Model: WAVE-70 Black

## 1. PRODUCT OVERVIEW

The RCA Wave-70 True Wireless Earbuds are designed to provide a high-quality audio experience with convenience and comfort. Featuring Hi-Res Audio and TWS Touch Spot Beats technology, these earbuds deliver clear sound with powerful bass. They offer up to 20 hours of playtime and include a Transparency Mode for environmental awareness. The ergonomic design ensures a secure and comfortable fit for extended wear.



Image: RCA Wave-70 True Wireless Earbuds in their charging case, displaying battery levels.

## 2. PACKAGE CONTENTS

---

Please check the package for the following items:

- RCA Wave-70 True Wireless Earbuds (Left and Right)
- Charging Case
- USB Charging Cable
- Multiple Sizes of Ear Tips (S, M, L)

- User Manual (this document)



Image: An RCA Wave-70 earbud shown separately from its charging case.

### 3. SETUP

---

### 3.1 Charging the Earbuds and Case

Before first use, fully charge the earbuds and the charging case. Place the earbuds into the charging case. Connect the USB charging cable to the charging port on the case and to a USB power source. The LED indicator on the case will show charging status. A full charge provides up to 20 hours of total playtime with the charging case.

#### Faster Charge

Power up quickly with fast charging and get back to your music without missing a beat.




Image: Visual representation of the earbuds charging quickly in their case.

### 3.2 Pairing with Your Device

1. Ensure the earbuds are charged.
2. Open the charging case. The earbuds will automatically enter pairing mode, indicated by a flashing LED light on the earbuds.
3. On your device (smartphone, tablet, etc.), enable Bluetooth.
4. Search for "RCA Wave-70" in the list of available Bluetooth devices and select it to connect.
5. Once connected, a voice prompt will confirm successful pairing, and the LED lights on the earbuds will turn off or show a steady light.

The earbuds feature Smart Instant Pairing, meaning they will automatically reconnect to your device when you open the case after the initial pairing.



#### Smart Instant Pairing

Pair just once, and your earbuds will instantly and automatically reconnect to your device every time you open the case.

**Open**  
Auto power on and connect



**Close**  
Auto disconnect and power off



Image: Smart Instant Pairing process, showing automatic connection and disconnection.

### 3.3 Wearing the Earbuds

Select the ear tips that provide the best seal and comfort for your ears. Gently insert each earbud into your ear canal and rotate it slightly to ensure a snug and secure fit. The ergonomic design with ear hooks helps keep the earbuds in place during physical activity.

## 4. OPERATING INSTRUCTIONS

### 4.1 Touch Controls

The RCA Wave-70 earbuds feature intuitive touch controls on each earbud. Refer to the diagram below for specific functions:



Image: Smart Touch Button diagram illustrating various touch commands.

- **Single Touch:** Play/Pause music, Answer/End calls.
- **Double Touch (Left Earbud):** Previous track.
- **Double Touch (Right Earbud):** Next track.

- **Triple Touch (Left Earbud):** Volume Down.
- **Triple Touch (Right Earbud):** Volume Up.
- **Long Press (2 seconds):** Activate Voice Assistant (Siri, Google Assistant).
- **Long Press (5 seconds):** Power On/Off.



Image: Overview of earbud features including touch control, built-in mics, and volume control.

## 4.2 Transparency Mode

Transparency Mode allows you to hear your surroundings while still enjoying your audio. This feature is useful for maintaining awareness in busy environments or during outdoor activities.

- **To activate/deactivate Transparency Mode:** Refer to the specific touch control sequence in your quick start guide



or experiment with a long press on one of the earbuds (if not assigned to voice assistant).



### Transparency Mode

Blend ambient sounds with your audio to stay aware of your surroundings without removing your earbuds.

Image: Transparency Mode in use, allowing awareness of surroundings.

## 5. MAINTENANCE

### 5.1 Cleaning

Regular cleaning helps maintain sound quality and hygiene. Use a soft, dry, lint-free cloth to wipe the earbuds and charging case. For ear tips, remove them from the earbuds and clean with a mild soap solution if necessary, then rinse and dry thoroughly before reattaching.

### 5.2 Storage

When not in use, store the earbuds in their charging case to protect them from dust and damage. Store the case in a cool, dry place away from extreme temperatures and direct sunlight.

## 6. TROUBLESHOOTING

Problem	Possible Solution
Earbuds not pairing	Ensure earbuds are charged. Place earbuds back in the case, close, then open again to re-enter pairing mode. Turn off and on Bluetooth on your device. Forget "RCA Wave-70" from your device's Bluetooth list and try pairing again.
No sound or low volume	Check volume levels on both earbuds and your connected device. Ensure earbuds are properly seated in your ears. Clean ear tips and earbud nozzles for any debris. Reconnect the earbuds to your device.
Earbuds not charging	Ensure the charging cable is securely connected. Try a different USB port or power adapter. Clean the charging contacts on both earbuds and the case.

Problem	Possible Solution
Intermittent connection	Ensure your device is within the Bluetooth range (typically 10 meters/33 feet). Avoid obstacles between the earbuds and your device. Minimize interference from other wireless devices.

## 7. SPECIFICATIONS

---

Feature	Detail
Model Name	Wave
Connectivity Technology	Wireless
Wireless Communication Technology	Bluetooth
Bluetooth Version	5.3
Battery Life	Up to 20 Hours (with charging case)
Control Method	Touch
Audio Driver Type	Dynamic Driver
Frequency Range	20 Hz - 20,000 Hz
Compatible Devices	Smartphones, Laptops, Tablets, Smart Speakers
Item Weight	10.5 ounces (299 Grams)
Product Dimensions	3.78 x 2.56 x 1.18 inches
Ear Placement	In Ear
Form Factor	In Ear
Color	Black
Manufacturer	RCA
Item Model Number	WAVE-70 Black
UPC	850068964741






Image: Key features of the RCA Wave-70 earbuds including design, sound, and connectivity.

## 8. WARRANTY AND SUPPORT

For warranty information and technical support, please refer to the warranty card included in your product packaging or visit the official RCA support website. Keep your proof of purchase for warranty claims.

## 9. OFFICIAL PRODUCT VIDEOS



No official product videos from the seller were found for this model in the provided data.



© 2024 RCA. All rights reserved.

## Related Documents

	<p><a href="#">RCA 70" Android TV User Manual</a></p> <p>User manual for the RCA 70" Android TV, model RTAU7004. This guide provides important safety instructions, setup procedures, operating instructions, and troubleshooting tips for the television.</p>
	<p><a href="#">RCA RFRF454-BLACK Chest Freezer User Manual</a></p> <p>Comprehensive user manual for the RCA RFRF454-BLACK chest freezer, covering safety instructions, installation, operation, maintenance, and troubleshooting.</p>

 <p>132x192mm</p>	<p><a href="#">RCA RFR1085/RFR1085-BLACK Refrigerator/Freezer User Manual</a></p> <p>User manual for the RCA RFR1085/RFR1085-BLACK 10.0 cu ft refrigerator/freezer, covering safety instructions, operation, cleaning, maintenance, and troubleshooting.</p>
	<p><a href="#">RCA RFR741 Refrigerator User Manual</a></p> <p>User manual for the RCA RFR741 refrigerator, providing operating instructions, safety precautions, and maintenance information for both black and white models.</p>