

Monster E62

Monster Wireless Earbuds User Manual

Model: E62 / Monster Open AC601

1. IMPORTANT SAFETY INFORMATION

Please read all safety warnings and instructions carefully before using this product. Keep this manual for future reference.

- Do not expose the earbuds or charging case to extreme temperatures, humidity, or liquids.
- Avoid dropping, impacting, or disassembling the device.
- Use only the provided charging cable or a certified equivalent.
- Clean the earbuds with a soft, dry cloth. Do not use harsh chemicals or abrasive materials.
- Prolonged exposure to loud volume may cause hearing damage. Adjust volume to a safe level.

2. PACKAGE CONTENTS

- Monster Wireless Earbuds (Left and Right)
- Charging Case
- USB Charging Cable
- User Manual

3. PRODUCT OVERVIEW

The Monster Wireless Earbuds (Model E62 / Monster Open AC601) are designed to provide a high-fidelity audio experience with advanced features for daily use, sports, and communication.



Figure 3.1: Monster Wireless Earbuds and Charging Case

Key Features:

Pure Monster Sound

Experience rich, Hi-Fi audio with cutting-edge 13mm PVK composite sound film technology, delivering powerful bass and crystal-clear highs.



13mm Speaker Dynamic Audio



Acoustic Cavity Structure

Upgraded Hi-Fi Level Sound Quality

Figure 3.2: 13mm Speaker Dynamic Audio

Call Noise Reduction

Advanced Environmental Noise Cancellation (ENC) technology ensures clear, uninterrupted communication by reducing background distractions.



ENC Call Noise Reduction

Clear calls with intelligent noise reduction technology



Figure 3.3: ENC Call Noise Reduction in action

Upgraded Bluetooth 5.4 Technology

Enjoy an exceptional, stable connection with low latency, synchronized audio-video playback, and a 90% increase in transmission speed for lossless audio quality.

Bluetooth 5.4

Low Latency, Stable Connection, Synchronized Sound with Image

Bluetooth 5.0

Bluetooth 5.4

90% Increase
in Transmission Rate

Figure 3.4: Bluetooth 5.4 Technology

IPX5 Waterproof & Ultra Long Battery Life

Designed with an IPX5 waterproof rating for protection against rain and sweat. Enjoy up to 32 hours of total battery life with the charging case.

Over All-Day Playtime



Figure 3.5: 32 Hours Total Playtime



IPX5 Waterproof, Silicone Material

Effectively blocks sweat and light rain from flowing into the earphones

Figure 3.6: IPX5 Waterproof Design

Smart Touch Design & Comfortable Wearing

Intuitive touch controls allow for easy management of calls and music. The secure clip-on design ensures comfortable and stable wear, even during vigorous activities.



Figure 3.7: Comfortable Wearing Design

4. SETUP

4.1 Charging the Earbuds and Case

Before first use, fully charge the earbuds and the charging case. Connect the provided USB charging cable to the charging port on the case and a power source. The indicator lights on the case will show the charging status.

4.2 How to Wear

The Monster Wireless Earbuds feature a unique clip-on design for secure and comfortable fit.

1. Identify the small and big parts of the earbud. The small part goes into your ear canal, and the big part (clip) goes behind your ear.
2. Clip the earbud gently onto your ear, ensuring the speaker is positioned correctly in your ear canal.
3. Adjust the earbud to a comfortable and secure position. The high elasticity of the clip ensures a suitable fit for various ear shapes.




Figure 4.1: Proper Wearing Technique



Figure 4.2: Ear Clip Design Advantage

4.3 Bluetooth Pairing

1. Open the charging case. The earbuds will automatically enter pairing mode (indicator lights will flash).
2. On your device (smartphone, laptop, etc.), enable Bluetooth.
3. Search for available Bluetooth devices and select "Monster E62" (or similar name) from the list.
4. Once connected, the earbud indicator lights will stop flashing, and you will hear a confirmation tone.
5. The earbuds will automatically reconnect to the last paired device when taken out of the case, if Bluetooth is enabled on the device.

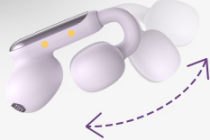
5. OPERATING INSTRUCTIONS

5.1 Touch Controls

The earbuds feature smart touch controls for easy operation. Refer to the diagram below for specific functions:

Ear Clip Design

Upgraded Material, Lightweight and Comfortable

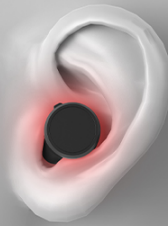


High Elasticity, Suitable for All Ears

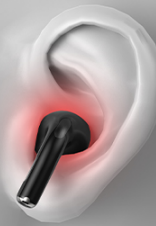
Vs

Other Earbuds

Ear Pain



Ear Discomfort



Fall off Easily



Figure 5.1: Earbud Touch Control Functions

Action	Function
Tap x1 (L/R)	Answer/End Call
Tap x2 (L/R)	Play/Pause Music
Tap x3 (L)	Previous Song
Tap x3 (R)	Next Song
Long Press 2s (L/R)	Decline Phone Call
Long Press 2s (L/R)	Activate Voice Assistant
Tap x1 (R)	Increase Volume
Tap x1 (L)	Reduce Volume

5.2 Usage Scenarios

The Monster Wireless Earbuds are versatile and suitable for various activities:



Figure 5.2: Versatile Usage Scenarios

6. MAINTENANCE

- **Cleaning:** Regularly clean the earbuds and charging case with a soft, lint-free cloth. For stubborn dirt, slightly dampen the cloth with water. Do not use alcohol or other chemical cleaners.
- **Storage:** When not in use, store the earbuds in their charging case to protect them from dust and damage. Store in a cool, dry place away from direct sunlight.
- **Battery Care:** To prolong battery life, avoid fully discharging the earbuds and case frequently. Charge them regularly, even if not in constant use.

7. TROUBLESHOOTING

Common Issues and Solutions:

Problem	Possible Cause	Solution
Earbuds not pairing	Low battery, out of range, pairing mode not active, previously paired device interfering.	Charge earbuds and case. Ensure device Bluetooth is on and within 10m. Place earbuds in case, close, then open to re-enter pairing mode. Forget device on your phone and re-pair.
No sound from one earbud	Low battery, earbud not properly connected, individual earbud issue.	Ensure both earbuds are charged. Place both earbuds back in the case, close, then open. Try re-pairing.
Poor sound quality	Earbuds not properly seated, interference, low battery.	Adjust earbuds for a secure fit. Move away from sources of interference (e.g., Wi-Fi routers). Charge earbuds.
Earbuds not charging	Charging cable issue, dirty charging contacts, case low on battery.	Try a different USB cable and power adapter. Clean charging contacts on earbuds and case with a dry cotton swab. Ensure charging case is charged.
Microphone quality is poor during calls	Environmental noise, earbud positioning, software issue.	Ensure earbuds are positioned correctly. Try to make calls in a quieter environment. Restart your connected device.

8. SPECIFICATIONS

Feature	Detail
Model Name	E62
Style	Monster Open AC601
Connectivity Technology	Wireless (Bluetooth)
Bluetooth Version	5.4
Ear Placement	Open Ear
Audio Driver Size	13 Millimeters
Battery Life (Total with Case)	32 Hours

Feature	Detail
Water Resistance Level	IPX5 Water Resistant
Control Type	Touch Control
Frequency Range	20Hz - 20,000Hz
Item Weight	5.3 ounces
Manufacturer	Monster

9. WARRANTY AND SUPPORT

9.1 Warranty Information

Monster products are covered by a limited warranty. Please refer to the warranty card included in your product packaging or visit the official Monster website for detailed warranty terms and conditions.


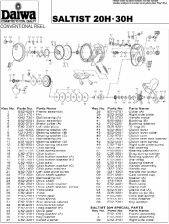
9.2 Customer Support





For technical assistance, troubleshooting, or product inquiries, please contact Monster customer support through their official website or the contact information provided in your product packaging. You can also visit the [Monster Store on Amazon](#) for more information.




© 2024 Monster. All rights reserved.

Related Documents - E62

	<p>Open AC601 Quick Start Guide</p> <p>A quick start guide for the Open AC601 wireless earphones, detailing product components, charging instructions, wearing tips, multi-function button operations, LED indicator meanings, and connection procedures.</p>
	<p>Daiwa SALTIST 20H-30H Conventional Reel Parts Diagram</p> <p>Detailed parts diagram and list for the Daiwa SALTIST 20H-30H conventional fishing reel, including part numbers and names for assembly and service. Features an exploded view of components.</p>

	<p>Monster MH22210 Bluetooth Headphones FCC ID Label Location and Compliance Information</p> <p>Details on the FCC ID label location for Monster MH22210 Air Conduction Bluetooth Headphones, including user manual and package information, compliance statements, and manufacturer details.</p>
	<p>Monster Open Ear AC601 Bluetooth Headphones Quick Start Guide</p> <p>A concise guide to setting up and using the Monster Open Ear AC601 Bluetooth Headphones, including pairing, wearing, controls, and LED indicators.</p>
	<p>Corning Everon 6200 A3-E3-N3 Specification Sheet</p> <p>Detailed specification sheet for the Corning Everon 6200 system, including the A3 Access Unit Chassis, E3 Expansion Unit, and N3RU Low Power Remote Unit. Covers features, interfaces, electrical, environmental, and mechanical specifications, as well as system topology and regulatory information.</p>
	<p>Monster Airmars XKT26 True Wireless Bluetooth Headphones - User Manual</p> <p>Official user manual for Monster Airmars XKT26 true wireless Bluetooth headphones. This guide provides detailed information on product features, specifications, operation, charging, pairing, mode switching, precautions, warnings, hazardous substance information, FCC compliance, and warranty service.</p>

Documents - Monster – E62



[pdf] User Manual Guide

The Best Apple II Public Domain Software Edition 1987 Words that are DOS commands have been capitalized For further information consult the User s Manual or Guide All of our disks vintageapple org apple ii

Cfhe Best of cAPPLEII PUBLIC DOMAI . SOFTWARE Editioq II The Best Of Apple Public Domain Sof ... E57 MANXOME FOE E58 LAND OF DEATH E59 THE JUNGLES OF VIETNAM E60 SEWERS OF CHICAGO E61 HARPY CLOUD **E62** CAVERNS OF DOOM E63 VALKENBURG CASTLE E64 MODERN PROBLEMS E65 THE SC HOOL OF DEATH E66 XENON DUN...

lang:en score:22 filesize: 53.87 M page_count: 341 document date: 2018-05-20



[pdf] Guide

World Radio History Music Technology Buyer s Guide 2001 worldradiohistory Archive All BUYER S GUIDE |||

OVER 4,000 PRODUCT OVER 3M MANUFAiURS .i 0- - -olio IN JJ I TM BUYER S GUIDE FROM THE PUBL ... izers cont d MODEL Rolls/Bellari/RFX REQ232 Rolls/Bellari/RFX RPQ160 Samson E30 Samson E31 Samson **E62** Speck Electronics EQ16-16 Speck Electronics EQ16-32 SPL Electronics Qure Studiomaster SEQ-152 St...

lang:en score:20 filesize: 13.68 M page_count: 228 document date: 2023-09-03



[pdf] Guide

INTRODUCTION A CLINICAL GUIDE TO DENTAL TRAUMATOLOGY 2007 1 11 Louis H Berman

Clinical Guide to Dental Traumatology L et al Mosby WW the eye eu public Books BioMed

1 chapter INTRODUCTION LOUIS H. BERMAN, LUCIA BLANCO, AND STEPHEN COHEN CHAPTER OUTLINE DEFINITION ... s E, Tanz RR: Incidence and description of stroller-related injuries to children, Pediatrics 110 5 :e62, 2002. 38. Ranalli DN, Demas PN: Orofacial injuries from sport: preventive measures for sports m...

lang:en score:17 filesize: 25.87 M page_count: 221 document date: 2011-03-06



[pdf] Test Report SAR Rating

Measurement Report Kent RF Exposure Shenzhen Monster Creative Technology Co Ltd MH22210

BLUETOOTH HEADPHONE 2AVD2 2AVD2MH22210 mh22210

Radio Test Report Report No.: STS2411009H01 Issued for Shenzhen Monster Creative Technology Co., Ltd ... g, China Product Name: BLUETOOTH HEADPHONE Brand Name: MONSTER Model Name: MH22210 Series Model s : **E62** FCC ID: 2AVD2-MH22210 Test Standards: FCC 47CFR 2.1093 The test results presented in this report...

lang:en score:17 filesize: 468.89 K page_count: 9 document date: 2024-11-14



[pdf] Decleration of Conformity

Family declaration Shenzhen Monster Creative Technology Co Ltd MH22210 BLUETOOTH

HEADPHONE 2AVD2 2AVD2MH22210 mh22210

Shenzhen Monster Creative Technology Co., Ltd Product Similarity Declaration


Product name: BLUETOOTH HEADPHONE Model name: MH22210, **E62** FCC ID: 2AVD2-MH22210 We Shenzhen Monster Creative Technology Co., Ltd hereby state that all the models are electrical identical including the same software param...

lang:tl score:16 filesize: 58.44 K page_count: 1 document date: 2024-11-14



[pdf]

Adria Galin Pons Letter Authorization Shenzhen Monster Creative Technology Co Ltd MH22210
BLUETOOTH HEADPHONE 2AVD2 2AVD2MH22210 mh22210
C5266091_X8_Ed.1 Shenzhen Monster Creative Technology Co., Ltd. Letter of Authorization Company ... o an District, Shenzhen, Guangdong, China Product Name: BLUETOOTH HEADPHONE Model Number: MH22210, **E62** FCC Identifier: 2AVD2-MH22210 We authorize LGAI Technological Center S.A., Ronda de la Font del ...
lang:en score:15 filesize: 63.47 K page_count: 1 document date: 2024-11-14



[pdf] Guide

World Radio History Music Technology Buyer s Guide 1999 worldradiohistory Archive All Untitled |||
Hit record seas 08 Delft Pseeteing Stede vg . rar re 7-41 The D8 Digital Recording Studi ... alog parametric EQ. Samson E30 Graphic Equalizer Graphic EQ. Samson E31 Graphic Equalizer Samson **E62** Graphic Equalizer Sound Performance Labs Qure Speck EQ16-16 Graphic EQ. Graphic EQ. All-tube pa...
lang:en score:15 filesize: 15.9 M page_count: 212 document date: 2022-12-07



[NTK Lambda Sensor and Exhaust Gas Temperature Sensor Catalog 2015-2016](#)

Explore the comprehensive NTK Lambda Sensor and Exhaust Gas Temperature Sensor catalog for 2015-2016, featuring extensive vehicle application listings for major automotive brands and detailed technical specifications.
lang:en score:13 filesize: 8.04 M page_count: 477 document date: 2015-12-07



[pdf] Test Report

Measurement Report Kent Test report 1 Shenzhen Monster Creative Technology Co Ltd MH22210
BLUETOOTH HEADPHONE 2AVD2 2AVD2MH22210 mh22210
ABTSL Radio Test Report Report No.:STS2411009W01 Issued for Shenzhen
Monster Creative Technology Co ... , China Product Name: BLUETOOTH
HEADPHONE Brand Name: MONSTER Model Name: MH22210 Series Model s :
E62 FCC ID: 2AVD2-MH22210 Test Standards: FCC Part15.247 The test results
presented in this report r...
lang:en **score:13** filesize: 3.25 M page_count: 79 document date: 2024-11-19



[pdf]

Microsoft Word EXTERIOR 2 Ramon Alchimia exterior alchimiaweb blog 2010 04 |||
LLOC 1 2 3 4 5 6 7 8 9 10 11 12 13 14 15 16 17 18 19 20 21 22 23 24 25 26 27 28 29
30 31 MOSTRA E1 E7 E6 E55 E4 E15 E39 E18 E31 E54 E22 E8 E27 E14 E42 E57
E17 E20 E23 E60 E33 **E62** E35 E53 E48 E63 E24 E50 E12 E49 E11 PUNTUACI
CULTIVADOR 254 NACHO 244,5 PITIPIERRE 243,5 CHELIS 240,5 NIUSKA 238,5
ANG...
lang:i-kl Klingon **score:10** filesize: 166.2 K page_count: 3 document date: 2010-04-26