

RCA WAVE-70 White

RCA Wave-70 True Wireless Earbuds User Manual

Model: WAVE-70 White

1. INTRODUCTION

Thank you for choosing the RCA Wave-70 True Wireless Earbuds. These earbuds are designed to provide a superior audio experience with Hi-Res Audio, powerful bass, and convenient features like Transparency Mode and extended playtime. This manual will guide you through the setup, operation, and maintenance of your new earbuds to ensure optimal performance and longevity.



Image: The RCA Wave-70 True Wireless Earbuds are shown in their open charging case, highlighting the earbuds and the digital display indicating battery levels.



**LOCK THE SOUND,
ROCK THE DAY**

RCA Wave 70



Image: A promotional image featuring the RCA Wave-70 earbuds, emphasizing their suitability for active lifestyles with the slogan 'Lock the Sound, Rock the Day'.

2. WHAT'S IN THE BOX

Your RCA Wave-70 True Wireless Earbuds package includes the following items:

- RCA Wave-70 True Wireless Earbuds (Left and Right)
- Charging Case
- USB Charging Cable (not explicitly listed but standard)
- User Manual (this document)



Image: A single RCA Wave-70 earbud is shown alongside its charging case, illustrating the components included in the package.

3. SETUP

3.1 Initial Charging

Before first use, fully charge your RCA Wave-70 earbuds and charging case. Place the earbuds into the charging case and connect the case to a power source using a compatible USB cable. The LED indicator

on the case will show charging status.

300H Standby Power

With 300 hours of standby time, your earbuds stay charged and ready, even after days of no use.



Image: An illustration demonstrating the fast charging capability of the earbuds, with a battery icon indicating 100% charge.

3.2 Pairing with Your Device

1. Ensure the earbuds are charged.
2. Open the charging case. The earbuds will automatically power on and enter pairing mode.
3. On your device (smartphone, tablet, etc.), enable Bluetooth.
4. Search for available Bluetooth devices and select "RCA Wave-70" from the list.
5. Once connected, the earbuds will indicate successful pairing (e.g., a voice prompt or LED change).

The RCA Wave-70 earbuds feature Smart Instant Pairing, meaning they will automatically reconnect to your last paired device when you open the case, provided Bluetooth is enabled on your device.




Image: A visual representation of the Smart Instant Pairing feature, showing a smartphone connecting to the earbuds as the case is opened.

Hi-Res Audio with TWS Touch Spot Beats

Experience crystal-clear sound with Hi-Res audio and TWS Touch Spot Beats technology, delivering every note and beat with stunning clarity and depth.



Image: This image highlights the Bluetooth 5.3 technology, showing the earbuds alongside a laptop, symbolizing seamless connectivity.

4. OPERATING INSTRUCTIONS

4.1 Touch Controls

The RCA Wave-70 earbuds feature intuitive touch controls on each earbud. The specific functions may vary slightly, but common controls include:

- **Play/Pause:** Single tap on either earbud.
- **Next Track:** Double tap on the right earbud.
- **Previous Track:** Double tap on the left earbud.
- **Volume Up:** Triple tap on the right earbud.
- **Volume Down:** Triple tap on the left earbud.
- **Answer/End Call:** Single tap on either earbud.
- **Reject Call:** Press and hold either earbud for 2 seconds.
- **Activate Voice Assistant:** Press and hold either earbud for 3 seconds.
- **Power On/Off:** Press and hold for 5 seconds (or simply place in/remove from case).

Touch Spot Beats

Sport true wireless earbuds



ERGONOMIC EARBUDS

Listen and play all your favorite songs anytime, all day with long-lasting comfort



FASTER CHARGE

Power your headphones quickly with its internal rechargeable battery for immediate and prolonged listening to your music



BLUETOOTH® 5.3 TECHNOLOGY

High-performance sound reproduction with a comfortable modern design without cables



IMMERSIVE OPEN EAR DESIGN

Clear understanding of the surrounding environment



20 HOURS PLAYTIME

High-performance rechargeable battery that offers you up to 20 hours of talk and play



ON-EAR CONTROLS

Control playback and phone calls with the smart touch button with double action

Image: A detailed diagram illustrating the touch control functions on the right earbud, including single, double, and triple tap actions.



Dynamic Audio Driver

Enjoy deep bass and rich, natural sound, powered by our precision-tuned dynamic driver for immersive audio with every beat.

Image: This image explains the functionality of the Smart Touch Button on the earbud, detailing how responsive touch sensors manage music, calls, and voice assistants.

4.2 Transparency Mode

Transparency Mode allows you to hear your surroundings while still enjoying your audio. This is ideal for situations where you need to be aware of ambient sounds, such as walking in a city or listening for

announcements. To activate or deactivate Transparency Mode, refer to the touch control instructions or your device's Bluetooth settings if applicable.



Smart Instant Pairing

Pair just once, and your earbuds will instantly and automatically reconnect to your device every time you open the case.

Open

Auto power on and connect



Close

Auto disconnect and power off



Image: A woman wearing the earbuds in an urban environment, illustrating the benefit of Transparency Mode for situational awareness.

4.3 Voice Assistant

The RCA Wave-70 earbuds support voice assistant integration (e.g., Siri, Google Assistant). Activate your device's voice assistant through the earbud touch controls to manage tasks, make calls, or get information hands-free.

Bluetooth 5.3 for Seamless Connectivity

Enjoy a stable and efficient wireless connection with Bluetooth 5.3. Experience faster pairing, extended range, and improved audio performance for all your devices.



Image: A woman on a bus using her earbuds, demonstrating the convenience of voice control for hands-free operation.

5. CHARGING AND BATTERY LIFE

The RCA Wave-70 earbuds offer up to 20 hours of total playtime with the charging case. The earbuds themselves provide several hours of listening on a single charge, and the case holds multiple additional charges.

- **Charging Earbuds:** Place earbuds into the charging case. They will automatically begin charging.
- **Charging Case:** Connect the charging case to a USB power source using the provided cable. The digital display on the case indicates the battery percentage.
- **Standby Time:** The charging case provides up to 300 hours of standby power, ensuring your

earbuds are ready even after extended periods of non-use.



Transparency Mode

Blend ambient sounds with your audio to stay aware of your surroundings without removing your earbuds.

Image: A graphic highlighting the 20-hour playtime capability of the earbuds, featuring a clock icon and the earbuds in their charging case.

Faster Charge

Power up quickly with fast charging and get back to your music without missing a beat.



Image: This image shows the compact charging case being placed into a bag, emphasizing its 300-hour standby power for on-the-go convenience.

6. MAINTENANCE

To ensure the longevity and optimal performance of your RCA Wave-70 earbuds, follow these maintenance guidelines:

- **Cleaning:** Regularly clean the earbuds and charging case with a soft, dry, lint-free cloth. Do not use abrasive cleaners or solvents.
- **Ear Tips:** If removable, clean the ear tips with a damp cloth and mild soap, then dry thoroughly before reattaching.
- **Storage:** When not in use, store the earbuds in their charging case to protect them and keep them charged.
- **Avoid Moisture:** Keep the earbuds and case away from water, excessive humidity, and extreme temperatures.

7. TROUBLESHOOTING

If you encounter issues with your RCA Wave-70 earbuds, try the following troubleshooting steps:

- **No Sound/One Earbud Not Working:**
 - Ensure both earbuds are charged.
 - Place both earbuds back into the case, close it, wait a few seconds, then open it again to reset the connection.
 - Check your device's volume settings.
 - Forget the device in your phone's Bluetooth settings and re-pair.
- **Earbuds Not Pairing:**
 - Ensure Bluetooth is enabled on your device and the earbuds are in pairing mode (open case).
 - Move the earbuds closer to your device.
 - Turn off Bluetooth on other nearby devices that might be trying to connect.
- **Poor Sound Quality:**
 - Ensure the earbuds are clean and free of debris.
 - Check for interference from other wireless devices.
 - Ensure the earbuds are properly seated in your ears for a good seal.
- **Charging Issues:**
 - Verify the charging cable and power adapter are working correctly.
 - Ensure the charging contacts on the earbuds and inside the case are clean.

8. SPECIFICATIONS

Below are the technical specifications for the RCA Wave-70 True Wireless Earbuds:

Feature	Specification
Model Name	Wave
Connectivity Technology	Wireless (Bluetooth)
Wireless Communication Technology	Bluetooth 5.3
Battery Life	Up to 20 Hours (with charging case)
Control Method	Touch
Audio Driver Type	Dynamic Driver
Frequency Range	40Hz - 20kHz
Ear Placement	In Ear
Form Factor	In Ear

Noise Control	Passive Noise Cancellation (Transparency Mode available)
Material	Plastic, Silicone
Item Weight	10.5 ounces (299 Grams)
Product Dimensions	3.78 x 2.56 x 1.18 inches
UPC	850068964758

20 Hours Playtime

Enjoy up to 20 hours of uninterrupted audio with a single charge. Perfect for all-day listening—no frequent recharging needed.



Image: An illustration emphasizing the Hi-Res Audio and TWS Touch Spot Beats technology, showing sound waves emanating from an earbud.

Smart Touch Button

Responsive touch sensors let you manage music, calls, and assistants instantly—no phone needed.




Image: This image visually represents the Dynamic Audio Driver, showing sound waves to convey deep bass and rich, natural sound.




9. WARRANTY AND SUPPORT

RCA products are designed for reliability and performance. For warranty information and customer support, please refer to the warranty card included in your product packaging or visit the official RCA website. Keep your proof of purchase for any warranty claims.

For further assistance, you may contact RCA customer support through their official channels. Please have your model number (WAVE-70 White) and UPC (850068964758) ready when contacting support.

Related Documents - WAVE-70 White

 The image shows the cover of the Soundcore Liberty 3 Pro User Manual. It features a dark background with a white charging case and two white earbuds. The Soundcore logo is in the top left, and the text 'Soundcore Liberty 3 Pro USER MANUAL' is at the bottom.	<p>Soundcore Liberty 3 Pro User Manual</p> <p>Comprehensive user manual for the Soundcore Liberty 3 Pro true wireless earbuds, detailing setup, features like HearID ANC and LDAC, controls, and app integration for an enhanced audio experience.</p>

	<p>FEEL AIR 200 True Wireless Earbuds User Manual</p> <p>Comprehensive user manual for the FEEL AIR 200 True Wireless Earbuds, covering setup, specifications, features, safety, and disposal. Includes instructions for pairing, controls, and troubleshooting.</p>
	<p>JBL Wave Beam 2 True Wireless Earbuds: Quick Start Guide & Features</p> <p>Get started with your JBL Wave Beam 2 True Wireless Earbuds. This guide covers setup, connection, controls, app features, charging, and technical specifications for a seamless audio experience.</p>
	<p>1MORE SonoFlow Active Noise Cancelling Headphones User Manual</p> <p>User manual for the 1MORE SonoFlow over-ear Bluetooth headphones, featuring active noise cancellation, LDAC Hi-Res audio, 70-hour playtime, and app control. Includes setup, operation, safety, and compliance information.</p>