

## Pyle PPHP26HD

# Pyle 160W Dual 5-Inch Bluetooth Boombox Speaker User Manual

Model: PPHP26HD

## INTRODUCTION

This manual provides detailed instructions for the operation and maintenance of your Pyle 160W Dual 5-Inch Bluetooth Boombox Speaker. Please read this manual thoroughly before using the device to ensure proper function and to maximize your listening experience. This portable speaker is designed to deliver powerful audio with versatile connectivity options, including Bluetooth, USB, Micro SD, Auxiliary, and FM radio.

## SAFETY INFORMATION

- Do not expose the speaker to extreme temperatures, humidity, or direct sunlight.
- Avoid dropping or subjecting the speaker to strong impacts.
- Do not disassemble or attempt to repair the unit yourself. Refer all servicing to qualified personnel.
- Keep the speaker away from water or other liquids to prevent electric shock.
- Use only the provided charging cable and power adapter.
- Do not block ventilation openings.

## WHAT'S IN THE BOX

# SET INCLUDES



TYPE-C CHARGING  
CABLE



AUX CABLE



REMOTE CONTROL



Image: The Pyle Boombox speaker, remote control, USB-C charging cable, and AUX cable, illustrating the complete package contents.

- Portable Boombox Speaker
- Remote Control
- TYPE-C Charging Cable
- Auxiliary Cable

## PRODUCT OVERVIEW



*Image: Front view of the Pyle Boombox Speaker, showcasing its dual 5-inch speakers with colorful LED lights, along with the included remote control and cables.*

## Controls and Ports

Familiarize yourself with the various controls and ports on your Pyle Boombox Speaker:

- **Power Button:** Turns the speaker on/off.
- **Mode Button:** Switches between Bluetooth, USB, Micro SD, AUX, and FM radio modes.
- **Volume Control:** Adjusts the master volume.
- **Play/Pause Button:** Controls media playback.
- **Previous/Next Track Buttons:** Navigates through tracks or FM radio stations.
- **USB Port:** For USB drive playback.
- **Micro SD Card Slot:** For Micro SD card playback.
- **AUX Input:** 3.5mm jack for connecting external audio devices.
- **Microphone Inputs (6.5mm):** For connecting wired microphones.
- **TYPE-C Charging Port:** For charging the built-in battery.
- **LED Display:** Shows current mode, track number, or FM frequency.
- **LED Light Control:** Button to change or turn off the LED light patterns.



# PORTABLE

Powerhouse!  
Sturdy Handle



*Image: Close-up view of the sturdy built-in handle and the top-mounted control buttons of the Pyle Boombox, highlighting its portable design.*

## SETUP

### Charging the Speaker

Before first use, fully charge the speaker. Connect the provided TYPE-C charging cable to the speaker's charging port and the other end to a USB power adapter (not included) or a computer's USB port. The LED indicator will show charging status. A full charge typically takes 2-8 hours.

# The Party **NEVER ENDS**



*Image: The Pyle Boombox illustrating its charging time (2-8 hours) and playing time (6-8 hours) on a single charge, emphasizing its built-in rechargeable battery.*

## Powering On/Off

Press and hold the Power button on the speaker's control panel to turn the unit on or off.

## OPERATING INSTRUCTIONS

### Bluetooth Pairing

1. Turn on the speaker. It will automatically enter Bluetooth pairing mode, indicated by a flashing Bluetooth icon on the LED display.
2. Enable Bluetooth on your mobile device (smartphone, tablet, etc.).
3. Search for "Pyle PPHP26HD" (or similar name) in your device's Bluetooth list and select it to connect.
4. Once connected, the speaker will emit a confirmation tone, and the Bluetooth icon will stop flashing. You can now play audio from your device.

## USB/Micro SD Playback

Insert a USB flash drive or Micro SD card (with MP3 files) into the respective port/slot. The speaker will automatically switch to USB/SD mode and begin playing music. Use the Play/Pause and Previous/Next Track buttons to control playback.

## Auxiliary Input (AUX)

Connect an external audio device (e.g., MP3 player, laptop) to the speaker's AUX input using the provided 3.5mm audio cable. Press the Mode button to switch to AUX mode. Audio will now play through the speaker.

## FM Radio

Press the Mode button to switch to FM radio mode. The LED display will show the FM frequency.

- **Automatic Scan:** Press and hold the Play/Pause button to automatically scan and save available FM stations.
- **Manual Tuning:** Use the Previous/Next Track buttons to manually tune to specific frequencies or navigate through saved stations.

## Microphone Usage

Connect a 6.5mm wired microphone (not included) to either of the microphone input jacks. Adjust the microphone volume using the dedicated controls on the speaker or remote. The speaker supports microphone priority and recording functions.



# Belt Out Your **FAVORITE TUNES!**



Mic  
Priority



Mic Recording  
Function



Echo, Mic, Bass  
and Treble Controls



Bluetooth for Wireless  
Streaming



Supports Multiple Music  
Streaming Apps

All You Need in **One** System



*Image: The Pyle Boombox highlighting its key features: Microphone Priority, Mic Recording Function, Echo/Mic/Bass/Treble Controls, Bluetooth for Wireless Streaming, and support for multiple music streaming apps.*

## True Wireless Stereo (TWS) Function

The TWS function allows you to connect two Pyle PPHP26HD speakers wirelessly for a true stereo sound experience.

1. Ensure both speakers are powered on and in Bluetooth mode, but not connected to any device.
2. On one speaker (this will be the master), press and hold the TWS button (if available, or a designated pairing button).
3. The speakers will attempt to pair with each other. Once connected, you will hear a confirmation tone.
4. Now, connect your mobile device to the master speaker via Bluetooth as described above. Audio will play through both speakers in stereo.

## LED Light Modes

The speaker features dynamic LED lights. Press the dedicated LED light button (or a button on the remote) to cycle through different light patterns or turn them off.

# Lights Dance **TO THE BEAT!**



**See the Music, Feel the Beat!**



*Image: The Pyle Boombox displaying its vibrant LED lights, which can dance to the beat of the music, illustrating various color patterns.*

## MAINTENANCE

- **Cleaning:** Use a soft, dry cloth to clean the exterior of the speaker. Do not use abrasive cleaners or solvents.
- **Storage:** When not in use for extended periods, store the speaker in a cool, dry place, away from direct sunlight and extreme temperatures.
- **Battery Care:** To prolong battery life, avoid fully discharging the battery frequently. Charge the speaker regularly, even if not in use.

## TROUBLESHOOTING



Problem	Possible Solution
Speaker does not turn on.	Ensure the battery is charged. Connect the charging cable and try again.
No sound.	Check the volume level on both the speaker and your connected device. Ensure the correct input mode is selected (Bluetooth, AUX, USB, SD).
Bluetooth pairing fails.	Ensure the speaker is in Bluetooth pairing mode. Turn off and on Bluetooth on your device. Move the device closer to the speaker. Disconnect from other Bluetooth devices.
Poor FM radio reception.	Adjust the speaker's position. Extend the antenna if available. Perform an automatic station scan.
Microphone not working.	Ensure the microphone is properly connected and turned on (if it has a switch). Check microphone volume levels.
LED lights not working.	Press the LED light control button to cycle through modes or turn them on.

## SPECIFICATIONS

- **Product Dimensions:** 18.7 x 7.3 x 9.8 inches
- **Item Weight:** 9.2 pounds
- **Model Number:** PPHP26HD
- **Connectivity Technology:** Auxiliary, Bluetooth, USB
- **Speaker Type:** Portable Speaker
- **Color:** Black
- **Manufacturer:** Pyle
- **Power Output:** 160W (Peak)
- **Woofer Size:** Dual 5-inch
- **Tweeter Size:** 2+2"
- **Battery Life:** 6-8 hours (Playing Time)
- **Charging Time:** 2-8 hours
- **Input Options:** Bluetooth, USB, Micro SD, AUX, 6.5mm Microphone
- **Special Features:** Portable, LED Display, True Wireless Stereo (TWS), LED Lights, Built-in Rechargeable Battery, FM Radio

# HIGH-POWER

## Sound System

### Take Your Music ANYWHERE



5" Woofer



2+2" Tweeter





*Image: The Pyle Boombox emphasizing its high-power sound system, featuring a 5-inch woofer and 2+2 inch tweeter for enhanced audio performance.*

## WARRANTY AND SUPPORT


For warranty information and technical support, please refer to the official Pyle website or contact Pyle customer service directly. Keep your purchase receipt for warranty claims.

**Pyle Official Website:** [www.pyleusa.com](http://www.pyleusa.com)

© 2024 Pyle. All rights reserved.

	<p><a href="#">Pyle PPHP42B Wireless BT BoomBox Stereo Speaker System User Manual</a></p> <p>User manual for the Pyle PPHP42B Wireless BT BoomBox Stereo Speaker System, detailing its features like full-panel LED lights, FM radio, USB/Micro SD playback, and microphone input. Includes setup, control functions, troubleshooting, and technical specifications.</p>
	<p><a href="#">Pyle PLMRCB3 Universal Marine Stereo Housing: User Manual &amp; Features</a></p> <p>User manual for the Pyle PLMRCB3 Universal Marine Stereo Housing. Features include a flip-up door, UV-resistant housing, dual shaft and DIN compatibility, and durable construction for marine environments.</p>
	<p><a href="#">Pyle PDV156BK 15.6" Portable CD/DVD Player User Guide</a></p> <p>User guide for the Pyle PDV156BK, a 15.6" portable CD/DVD player with a Hi-Res HD Widescreen Display and Dual Full Range Stereo Speakers. Includes safety instructions, features, setup, playback, specifications, and troubleshooting.</p>
	<p><a href="#">Pyle PDV177BK 15.6-Inch Portable CD/DVD Player User Guide</a></p> <p>Comprehensive user guide for the Pyle PDV177BK portable CD/DVD player, detailing features, setup, operation, troubleshooting, and safety instructions for its 15.6-inch Hi-Res HD widescreen display and dual stereo speakers.</p>
	<p><a href="#">Pyle PLDNAND465 Android Stereo Receiver &amp; Dual Camera System User Manual</a></p> <p>Comprehensive user manual for the Pyle PLDNAND465 Android Stereo Receiver and Dual Camera System. This guide covers installation, operation of features like GPS, Bluetooth, DVR, and phone linking, along with troubleshooting tips and wiring information.</p>
	<p><a href="#">Pyle PPHP652B Wireless BT BoomBox Stereo Speaker System User Manual</a></p> <p>User manual for the Pyle PPHP652B Wireless BT BoomBox Stereo Speaker System, detailing its features, technical specifications, control functions, troubleshooting guide, and safety compliance information.</p>





Page: 1 of 39Report No.: AIT24052411FW1

TEST REPORT

Client Information:

Applicant: HANSEN ELECTRONICS CO., LTD.

Applicant add: Qulhe Industrial Zone, Sandong Road, Hsiky District, Guangzhou City, Guangdong Province, China

Manufacturer: HANSEN ELECTRONICS CO., LTD.

Manufacturer add: Qulhe Industrial Zone, Sandong Road, Hsiky District, Guangzhou City, Guangdong Province, China

Product Information:

Product Name: Portable Speaker

Model No: PPHP8496, PPHP8496BG, PPHP868ST, PPHP868STBG, PPHP26JBL, PPHP26JBLBG, PPHP1979, PPHP1979BG, PPHP26HD, PPHP1028

Brand Name: PYLE

FCC ID: 2AQ8H-PYHS24NS

Applicable standards: FCC CFR Title 47 Part 15 Subpart C Section 15.247

Prepared By:

Dongguan Yuesi (AIT) Technology Limited

No.22, Jinping 3rd Street, Jilong, Huanggang,Dongguan, Guangdong, China

Tel: +86-769-8202 0469 Fax: +86-769-8202 0465


Date of Receipt: May 24, 2024 Date of Test: May 24, 2024-June 10, 2024

Date of Issue: June 11, 2024 Test Result: Pass

This device described above has been tested by Dongguan Yuesi (AIT) Technology Limited and the test results show that the equipment under test (EUT) is in compliance with the FCC requirements. And it is applicable only to the tested sample identified in the report.

Note: This report shall not be reproduced except in full, without the written approval of Dongguan Yuesi (AIT) Technology Limited. the document may be altered or revised by Dongguan Yuesi (AIT) Technology Limited, personal only, and shall be noted in the revision of the document. This test report must not be used by the client to claim product endorsement.

Reviewed by: Emily Lin

Approved by: 

Dongguan Yuesi (AIT) Technology Limited

No.22, Jinping 3rd Street, Jilong, Huanggang, Dongguan, Guangdong, China.

[pdf] Test Report

1 Cherry Li Test Report BT HANSEN ELECTRONICS CO LTD PYHS24NS Portable Speaker 2AQ8H 2AQ8HPYHS24NS pyhs24ns

Page 1 of 39 Report No.: AIT24052411FW1 TEST REPORT Client Information: Applicant: HANSEN ELECTR ... I No.: PPHP8496, PPHP8496BG, PPHP868ST, PPHP868STBG, PPHP26JBL, PPHP26JBLBG, PPHP1979, PPHP1979BG, **PPHP26HD**, PPHP1028 Brand Name: PYLE FCC ID: 2AQ8H-PYHS24NS Applicable standards: FCC CFR Title 47...

lang:en score:11 filesize: 1014.13 K page\_count: 39 document date: 2024-06-20