

- › [Best Choice Products](#) /
- › [Best Choice Products Licensed Ford F-150 Lightning Truck Kids 24V 2-Seater Electric Ride On Car Toy User Manual](#)

Best Choice Products SKY8678

Best Choice Products Licensed Ford F-150 Lightning Truck Kids 24V 2-Seater Electric Ride On Car Toy User Manual

Brand: Best Choice Products | **Model:** SKY8678

INTRODUCTION

This manual provides essential information for the safe operation, assembly, maintenance, and troubleshooting of your Best Choice Products Licensed Ford F-150 Lightning Truck Kids 24V 2-Seater Electric Ride On Car Toy. Please read this manual thoroughly before use and retain it for future reference.

SAFETY INFORMATION

WARNING:

To reduce the risk of injury, adult supervision is required. Never use on roadways, near motor vehicles, on or near steep inclines or steps, swimming pools or other bodies of water; always wear shoes, and never allow more than one rider.

This product contains chemicals known to the State of California to cause cancer and birth defects or other reproductive harm. For more information, go to www.P65Warnings.ca.gov.

PRODUCT OVERVIEW

The Best Choice Products Licensed Ford F-150 Lightning Truck is a 24V 2-seater electric ride-on toy designed for children aged 3 years and up, with a maximum weight capacity of 132 lbs. It features realistic design elements and interactive functions for an engaging play experience.



Figure 1: The Ford F-150 Lightning 2-Seater Electric Ride-On Truck.



Figure 2: Officially Licensed Ford F-150 Lightning Design.



Figure 3: Spacious 2-Seater Design.

SETUP

1. Assembly

The product is shipped in two separate boxes. Please ensure both boxes are received before beginning assembly. An assembly guide is included in the packaging. Follow the instructions carefully for proper setup.

2. Initial Charging

Before the first use, the 24V battery must be charged for at least 24 hours. Refer to the charging instructions in the assembly guide for detailed steps.

OPERATING INSTRUCTIONS

1. Driving Modes

The Ford F-150 Lightning offers two driving modes:

- **Manual Operation:** The child can operate the vehicle using the steering wheel and foot pedal.
- **Remote Control:** An adult can control the vehicle using the included remote control. This is particularly useful for younger children who are not yet able to operate the vehicle independently. The remote allows for forward, backward, left, and right steering.



Figure 4: Manual and Remote Control Options.

2. Safety Features

- **Seat Harness:** The vehicle includes adjustable 3-point seat harnesses for both seating positions to secure children while in motion.
- **Door Opening:** Doors open easily via a red button for convenient entry and exit.
- **4-Wheel Suspension:** Provides a smoother ride.
- **Treaded Plastic Wheels:** Designed for traction.



Figure 5: Child-Friendly Design with Safety Harness.

3. Interactive Features

- **LED Headlights:** Functional headlights for enhanced realism.
- **Horn:** A functional horn is located on the steering wheel.
- **Dashboard Console:** Features an FM radio, USB port, MP3 input, and Bluetooth connectivity for playing music.



Figure 6: Bluetooth Music Pairing on the Dashboard.

4. Battery Life

A fully charged 24V battery provides approximately 90 minutes of run time, allowing for extended play sessions. The maximum speed is 3.7 mph.

24V 90 Minute Run Time



Rechargeable
Battery



Figure 7: 24V Battery and Run Time.

5. Storage

The front hood of the truck opens to reveal a storage compartment, suitable for small toys or accessories.



Figure 8: Front Storage Compartment.

MAINTENANCE

- Regularly inspect the vehicle for any loose parts, damaged wiring, or worn components.
- Clean the vehicle with a damp cloth. Avoid using harsh chemicals or abrasive cleaners.
- Store the vehicle in a dry, protected area when not in use, away from direct sunlight and moisture.
- Ensure the battery is fully charged before long-term storage to prolong its lifespan.

TROUBLESHOOTING

If you encounter any issues with your ride-on truck, please refer to the following common troubleshooting tips:

- **Vehicle not moving:** Check if the battery is charged and properly connected. Ensure the power switch is in the "ON" position. If using the remote, ensure it is paired correctly.

- **Reduced speed or short run time:** The battery may need a full charge, or its capacity might be diminishing over time. Ensure the charging process is followed as per the manual.
- **No sound from dashboard:** Check volume settings. Ensure Bluetooth device is paired or USB/MP3 is properly connected.

For persistent issues, please contact customer support.

SPECIFICATIONS

Feature	Detail
Product Dimensions	39.3" (L) x 27.2" (W) x 23.6" (H)
Item Weight	62.5 pounds
Weight Capacity	132 lbs (combined)
Recommended Age	3 years and up
Battery	24V
Max Speed	3.7 mph
Run Time	Approx. 90 minutes (on full charge)
Motors	Two 90W electric motors (2-wheel drive)
Model Number	SKY8678
Manufacturer	Best Choice Products



Figure 9: Product Dimensions.


WARRANTY AND SUPPORT






For any questions, concerns, or support needs regarding your Best Choice Products Licensed Ford F-150 Lightning Truck, please contact Best Choice Products customer support. Information regarding returns and support can often be found on the retailer's website or through the provided contact details in your product packaging.

This product is designed to meet U.S. Federal Safety Standards (ASTM F963, CPSIA).

For more information, visit the [Best Choice Products Store](#).

Related Documents - SKY8678

	<p>24V Licensed Ford F150 Lightning Truck Ride On Instruction Manual</p> <p>This is the official instruction manual for the 24V Licensed Ford F150 Lightning Truck Ride On by Best Choice Products. It provides comprehensive details on assembly, operation, safety precautions, charging instructions, troubleshooting, and product specifications for this officially licensed Ford ride-on vehicle.</p>
---	---

	<p>Secure Park K and Part L with Screws</p> <p>Instructions for securing park K and part L using self-tapping screws.</p>
	<p>Best Choice Products 24V 2-Seater Electric Ride-On Car Truck Assembly Instructions</p> <p>Assembly instructions for the Best Choice Products 24V 2-Seater Electric Ride-On Car Truck, detailing how to secure components K and L using specific screws.</p>
	<p>Instruction Manual: Land Rover 2-Seater Ride-On Toy Vehicle with Remote Control</p> <p>Comprehensive instruction manual for the Best Choice Products Land Rover 2-Seater Ride-On Toy Vehicle with Remote Control (Models SKY5271, SKY5272, SKY5273). Includes safety warnings, specifications, assembly instructions, charging, operation, troubleshooting, and warranty information.</p>
	<p>Best Choice Products 2-Speed Quad Ride-On Instruction Manual</p> <p>Comprehensive instruction manual for the Best Choice Products 2-Speed Quad Ride-On (models SKY5606, SKY5607, SKY5608, SKY5609). Covers safety guidelines, product specifications, assembly steps, charging instructions, operation, troubleshooting, and warranty information.</p>
	<p>Best Choice Products 6V Kids Ride-On Truck Instruction Manual</p> <p>Comprehensive instruction manual for the Best Choice Products 6V Kids Ride-On Truck, covering assembly, safety, specifications, charging, and troubleshooting. Includes model numbers SKY6794 through SKY6805.</p>