

Manuals+

[Q & A](#) | [Deep Search](#) | [Upload](#)

manuals.plus /

- › [Gaswei](#) /
- › [Gaswei G2pro+ Walkie Talkies User Manual](#)

Gaswei G2pro

Gaswei G2pro+ Walkie Talkies User Manual

Model: G2pro

INTRODUCTION

This user manual provides detailed instructions for the operation and maintenance of your Gaswei G2pro+ IP67 Waterproof Floating Heavy Duty Walkie Talkies. Please read this manual thoroughly before using the product to ensure proper function and safety.



Figure 1: Gaswei G2pro+ Walkie Talkies with Charging Base.

WHAT'S IN THE BOX

Upon unpacking, please verify that all items listed below are present and in good condition:

- 2x Walkie Talkies
- 2x Belt clips
- 1x Dual Port Charger with 2 Dock Adapters
- 1x AC Adapter
- 1x USB-C power line
- Lanyard
- User Manual (this document)

PRODUCT FEATURES OVERVIEW

The Gaswei G2pro+ walkie-talkies are designed for robust performance in various environments, featuring:

- **IP67 Waterproof & Buoyant:** Designed to float and withstand submersion.
- **Shock Resistant:** Durable construction to endure drops.
- **Dual PTT Key:** For convenient communication.
- **2CH Dual Watch:** Monitor two channels simultaneously.
- **VOX Hands-free Operation:** Voice-activated transmission with 9 sensitivity levels.
- **NOAA Weather Channel & Alerts:** Stay informed about weather conditions.
- **FM Radio:** For entertainment and local broadcasts.
- **Emergency Warning (SOS):** Audible alert for emergencies.
- **FRS Radios - License Free:** Access 22 standard FRS channels and 121 privacy codes.
- **USB Type-C Charge Jack:** Versatile charging options.
- **Hi/Lo Power:** Adjustable transmission power (2 watts / 0.5 watts).
- **Channel Scanning:** Automatically scan active channels.
- **Whisper Pattern:** Transmit clearly even when speaking softly.
- **Quiet Charging:** Designed for silent charging operation.



Figure 2: Key Features of Gaswei G2pro+.

SETUP

1. Battery Installation

The G2pro+ walkie-talkies come with pre-installed Lithium Polymer batteries. Ensure the battery compartment is securely closed before use, especially in wet environments.

2. Charging the Batteries

Before first use, fully charge the walkie-talkies. Use the provided dual port charger, AC adapter, and USB-C power line.

1. Connect the AC adapter to a power outlet.
2. Connect the USB-C power line to the dual port charger.
3. Place the walkie-talkies into the charging docks.
4. The charging indicator on the walkie-talkie display will show charging status.

Charging time is approximately 4-6 hours for a full charge. A full charge provides 7-24 hours of use and 48-72 hours of standby time.

SUPER LONG STANDBY



USB-C

Type-C
charge jack



1800mAh
battery



Low battery
indicator

Charge Time
4-6 Hours

Use Time
7-24 Hours

Standby Time
48-72 Hours





Laptop



Power Bank



Car Charger



Figure 3: Charging the G2pro+ Walkie Talkies.

3. Attaching the Belt Clip and Lanyard

Secure the belt clip to the back of the walkie-talkie for easy carrying. Attach the lanyard to the designated hole for added security, especially in active environments.

SPECIFICATION



Two Way Radio*2



Charging Base*1



Adapter*1
Type-C Cable*1



Wrist Strap*2

USER
MANUAL

User manual · 1

Figure 4: G2pro+ Walkie Talkie Components.

OPERATING INSTRUCTIONS

1. Power On/Off and Volume Control

To power on or off the device, press and hold the power button. Adjust the volume using the dedicated volume buttons.

2. Channel Selection

The G2pro+ supports 22 standard FRS channels. Use the channel selection buttons to navigate through available channels. You can also set 121 privacy code combinations to ensure private conversations.

3. Push-to-Talk (PTT) Function

The walkie-talkie features a dual PTT design for convenient communication. Press and hold the PTT button on the side of the unit to transmit your voice. Release the button to listen.

Make operation more convenient.

Make operation more convenient.



Figure 5: Dual PTT Button Design.

4. Dual Watch Mode

The 2CH Dual Watch Mode allows the radio to simultaneously scan activities on two selected channels. This feature is useful for monitoring multiple groups or channels at once.

DUAL WATCH CHANNEL WAITING

Dual channel waiting makes communication easier.



Figure 6: Dual Watch Channel Waiting.

5. VOX Function (Voice-Activated Transmission)

The VOX function enables hands-free operation. When activated, the radio will transmit automatically when it detects your voice. It offers nine sensitivity levels, allowing you to adjust how easily the radio picks up your voice.

6. FM Radio

Access the built-in FM radio to listen to your favorite FM bands (87.5Hz-108.0Hz). The radio can automatically scan and tune to broadcast channels with the strongest signal in your area.



Figure 7: NOAA Weather Alert and FM Radio Broadcasting.

7. NOAA Weather Channel

Stay prepared for changing weather conditions by accessing the NOAA Weather Channel and receiving weather alerts around the clock. This feature helps you stay connected and safe during outdoor activities.

8. SOS Transmission Alert

In an emergency, activate the SOS function to transmit an alert. Refer to the full user manual (PDF) for specific instructions on activating and customizing the SOS alert.

9. Keypad Lock

To prevent accidental button presses, activate the keypad lock feature. This is particularly useful when carrying the walkie-talkie in a pocket or bag.

10. High and Low Power Settings

Adjust the transmission power between high (2 watts) and low (0.5 watts) settings. Low power conserves battery life, while

high power provides maximum range.

MAINTENANCE

1. Cleaning

Wipe the walkie-talkie with a soft, damp cloth. Do not use harsh chemicals or abrasive cleaners. Ensure the USB-C port cover is securely closed before cleaning or exposing to water.

2. Waterproof and Shock Resistance

The G2pro+ is IP67 rated, meaning it is protected from dust and can withstand immersion in water up to 1 meter for 30 minutes. Its robust design also provides shock resistance against drops up to 2 meters.

Your browser does not support the video tag.

Video 1: Demonstration of Gaswei G2pro+ IP67 Waterproof and Shock Resistant features. The video shows the walkie-talkie floating in water and surviving a 2-meter drop, highlighting its durability.



Figure 8: Buoyant Waterproof IP67 Feature.



Figure 9: Anti-Shock ABS Material.

3. Storage

Store the walkie-talkies in a cool, dry place away from direct sunlight and extreme temperatures. If storing for extended periods, ensure batteries are partially charged (around 50%) to prolong their lifespan.

TROUBLESHOOTING

Problem	Possible Cause	Solution
No Power	Battery depleted or not properly installed.	Charge the battery fully. Ensure battery is correctly inserted.
Cannot Transmit/Receive	Incorrect channel/privacy code, out of range, or low battery.	Verify channel and privacy code settings. Move closer to the other radio. Charge battery.

Problem	Possible Cause	Solution
Poor Audio Quality	Interference, water in microphone/speaker, or out of range.	Move away from sources of interference. Allow radio to dry if wet. Adjust volume.
Radio Fogging Inside Screen	Condensation due to temperature changes.	Turn off the radio and allow it to dry completely in a well-ventilated area.
VOX Not Activating	VOX sensitivity too low or feature is off.	Increase VOX sensitivity level in settings. Ensure VOX is enabled.

SPECIFICATIONS


- Brand:** Gaswei
- Model Number:** G2pro
- Item Weight:** 6.9 ounces
- Product Dimensions:** 1.5 x 2.36 x 7 inches
- Batteries:** 2 Lithium Polymer batteries (included)
- Color:** Black/Yellow
- Number of Channels:** 22 FRS Channels
- Special Features:** FM radio, Dual Watch, NOAA Weather, SOS, Dual PTT, VOX, Whisper mode, Keypad lock, Power-saving settings, Vibration reminders
- Frequency Range:** 462 - 467 MHz
- Talking Range Maximum:** Up to 6 Miles (terrain dependent)
- Tuner Technology:** UHF
- Voltage:** 3.7 Volts (DC)
- Water Resistance Level:** IP67 Waterproof (Submersible up to 1 meter for 30 minutes)

WARRANTY AND SUPPORT

The Gaswei G2pro+ walkie-talkies come with a **2-Year Warranty**. For detailed warranty information, technical support, or further assistance, please refer to the official user manual PDF or contact Gaswei customer service.






Official User Manual (PDF): [Download PDF](#)

Related Documents - G2pro

The image shows the cover of the Gaswei G2pro+ Two-Way Radio User Manual. It features a black and yellow walkie-talkie on the left. The text 'Gaswei' is at the top right, and 'IP67' is prominently displayed in the center. At the bottom, it says 'TWO-WAY RADIO G2pro+ User manual' and 'Please read this manual carefully and keep it in a safe place.'

[Gaswei G2pro+ Two-Way Radio User Manual: Operation, Features, and Safety](#)

A comprehensive user manual for the Gaswei G2pro+ two-way radio, detailing its features, operational instructions, safety precautions, charging methods, communication setup, and technical specifications. Covers IP67 waterproofing, VOX hands-free operation, NOAA weather alerts, and more.

	<p>Gaswei G2pro+ Two-Way Radio User Manual</p> <p>Comprehensive user manual for the Gaswei G2pro+ two-way radio. Covers features, operation, safety guidelines, charging, communication, NOAA weather, FM radio, and technical specifications. Includes IP67 waterproof rating and Dual Watch functionality.</p>
	<p>Gaswei G1PRO+ Two-Way Radio User Manual</p> <p>User manual for the Gaswei G1PRO+ two-way radio, detailing features, operation, safety guidelines, specifications, and troubleshooting. Includes NOAA weather alerts, FM radio, and IP67 waterproofing.</p>
	<p>Gaswei G1PRO+ Two-Way Radio User Manual: Features, Safety, and Operation</p> <p>Comprehensive user manual for the Gaswei G1PRO+ two-way radio, detailing safety instructions, operational guides, features, specifications, and troubleshooting. Available in English, French, German, Italian, and Spanish.</p>
	<p>Gaswei G2PRO+ Two-Way Radio User Manual</p> <p>Comprehensive user manual for the Gaswei G2PRO+ two-way radio, detailing features, operation, safety instructions, warranty, and technical specifications.</p>
	<p>Gaswei G2PRO+ Two-Way Radio User Manual</p> <p>This user manual provides comprehensive guidance for the Gaswei G2PRO+ two-way radio, a reliable communication device compliant with PMR 446 standards. Learn about its features, operation, safety precautions, and troubleshooting tips to maximize your communication experience. For further details, visit www.gaswei.com.</p>

Documents - Gaswei – G2pro



[Gaswei G2pro+ Two-Way Radio User Manual](#)

Comprehensive user manual for the Gaswei G2pro+ two-way radio. Covers features, operation, safety guidelines, charging, communication, NOAA weather, FM radio, and technical specifications. Includes IP67 waterproof rating and Dual Watch functionality.

lang:en score:49 filesize: 1.01 M page_count: 28 document date: 2024-11-27



[Gaswei G2PRO+ Two-Way Radio User Manual](#)

Comprehensive user manual for the Gaswei G2PRO+ two-way radio, detailing features, operation, safety instructions, warranty, and technical specifications.
lang:en score:37 filesize: 703.06 K page_count: 46 document date: 2025-08-21



[Gaswei G2PRO+ Two-Way Radio User Manual](#)

This user manual provides comprehensive guidance for the Gaswei G2PRO+ two-way radio, a reliable communication device compliant with PMR 446 standards. Learn about its features, operation, safety precautions, and troubleshooting tips to maximize your communication experience. For further details, visit www.gaswei.com.
lang:en score:36 filesize: 992.52 K page_count: 64 document date: 2025-08-21

[\[pdf\]](#)

G1 GASWEI FunkgerätB1AEe2NSV2Lm media amazon images I B1AEe2NSV2L ref dp product quick view |||

YNNNN Funkgert Wasserdicht Staubfest Fallbestndig G1pro/G2pro

Bedienungsanleitung Wenn Sie Fragen haben, knnen Sie uns jederzeit kontaktieren. Webwww.gaswei.com Emailsupport gaswei.com DRAHTLOSE Lesen Sie vor der Inbetriebnahme des Radios alle Sicherheitshinweise und Bedienungsanweisungen. Be...

lang:de score:30 filesize: 3.43 M page_count: 1 document date: 2024-12-12



[\[pdf\]](#) Instructions Warranty Accessories

G1 GASWEI TWO WAY RADIO A1VbHk6V7ZL m media amazon images I |||

TWO-WAY RADIO Waterproof Dustproof Drop proof G1pro/G2pro Operation instructions If you have any questions, please feel free to contact us.

Webwww.gaswei.com Emailsupport gaswei.com WIRELESS Before operating the radio, please read all safety and operating instructions. Save all instructions in a...

lang:en score:30 filesize: 1.7 M page_count: 24 document date: 2024-05-21



[Gaswei G2pro+ Two-Way Radio User Manual: Operation, Features, and Safety](#)

A comprehensive user manual for the Gaswei G2pro+ two-way radio, detailing its features, operational instructions, safety precautions, charging methods, communication setup, and technical specifications. Covers IP67 waterproofing, VOX hands-free operation, NOAA weather alerts, and more.

lang:en score:28 filesize: 935.9 K page_count: 28 document date: 2024-12-23