



Manuals.plus /

› EAST OAK /

› East Oak Signature 7-Piece Patio Dining Set Instruction Manual

EAST OAK PDS23002

East Oak Signature 7-Piece Patio Dining Set Instruction Manual

Model: PDS23002

1. INTRODUCTION

This manual provides essential information for the assembly, operation, maintenance, and care of your East Oak Signature 7-Piece Patio Dining Set. Please read these instructions thoroughly before assembly and use to ensure proper function and longevity of your furniture.

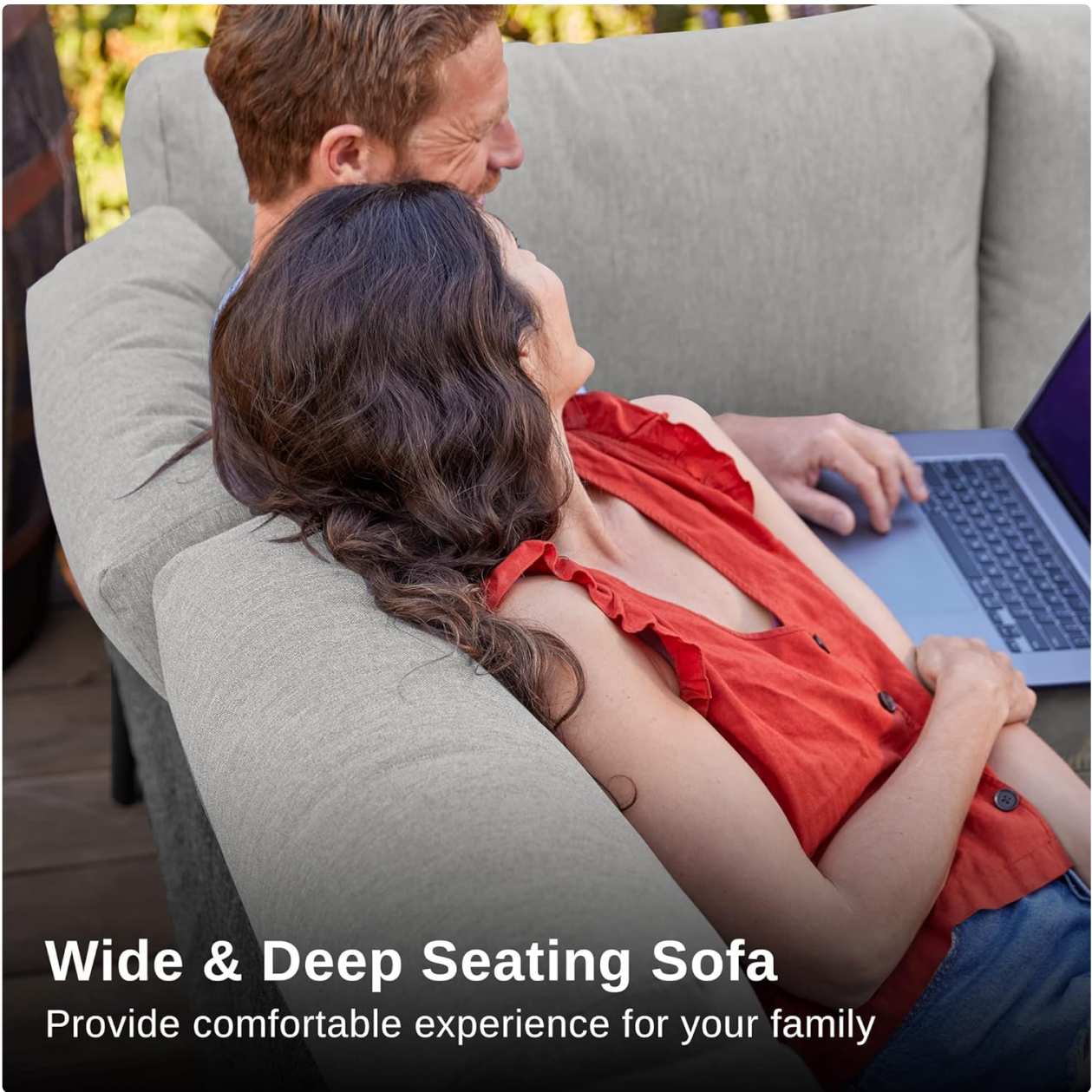


Image 1: The complete East Oak Signature 7-Piece Patio Dining Set.

2. PRODUCT OVERVIEW

The East Oak Signature 7-Piece Patio Dining Set combines durable materials with an ergonomic design for outdoor comfort and functionality. Key features include:

- **Durable Construction:** Crafted with a powder-coated aluminum frame and finest teak wood accents, designed for weather resistance and long-lasting use. The chairs support up to 400 lbs.
- **Comfort-Focused Design:** Chairs feature a gentle backrest angle, S-curve contour, and rounded armrests for optimal support.
- **Weather-Resistant Fabric:** Cushions are made from breathable, waterproof Teslin fabric, suitable for various outdoor conditions.
- **Adjustable Table Legs:** Ensures stability on uneven surfaces.
- **Integrated Umbrella Hole:** The dining table includes a central hole for an umbrella (not included), providing shade options.



Wide & Deep Seating Sofa

Provide comfortable experience for your family

Image 2: Wide and deep seating design for enhanced comfort.

Thick Seat & Back Cushions

6.7 Inches "sandwich" design of High elastic 24D sponge provides upgraded comfort



Image 3: Thick seat and back cushions for upgraded comfort.


3. ASSEMBLY INSTRUCTIONS

Assembly of the patio dining set is designed to be straightforward. Follow these general guidelines:

1. Unpack all components and verify against the parts list provided in your packaging.
2. Do not fully tighten screws until all holes are aligned and all components are loosely assembled. This allows for easier adjustment.
3. Once all parts are in place, gradually tighten all screws using the provided hex wrench.
4. Ensure all connections are secure before using the furniture.
5. For the dining table, attach the legs to the table top, ensuring proper alignment.
6. For chairs, attach the seat and back components, then secure the cushions.

Sturdy Stable Construction

Strong Weight Capacity



Extra Thick
Olefin Braid



Waterproof
Olefin Fabric



Sturdy Steel Frame
Not Easy To Rust



Adjustable Sofa Feet
To Keep Balance
On Uneven Surface

Image 4: Illustration of sturdy and stable construction elements.

4. CARE AND MAINTENANCE

Proper care and maintenance will extend the life and appearance of your patio dining set:

- **General Cleaning:** Clean the aluminum frame and Teslin fabric chairs with mild soap and water. Allow them to dry completely.
- **Teak Wood Care:** Teak wood will naturally weather to a silvery-grey patina over time. To maintain its original honey shade, regular applications of hard wax oil are necessary. Avoid using abrasive cleaning tools or cloths on teak surfaces.
- **Cushion Care:** The removable water-resistant cushion covers allow for easy cleaning. Refer to the care label on the cushions for specific washing instructions.
- **Storage:** During prolonged periods of non-use or harsh weather, consider covering the furniture or storing it indoors to protect it from elements.



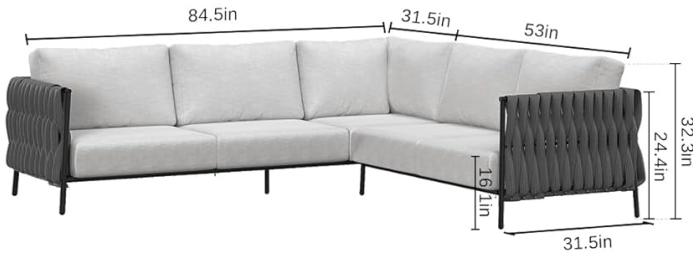


Image 5: Easy maintenance features of the patio set.

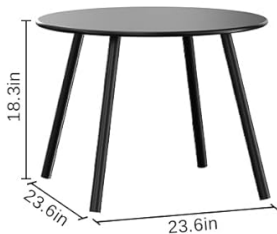
5. SPECIFICATIONS

Feature	Detail
Model Number	PDS23002
Dining Table Dimensions (L x W x H)	78.7" x 39.3" x 29.5"
Chair Dimensions (L x W x H)	22.8" x 26.5" x 35"
Chair Weight Capacity	400 lbs
Material	Powder-coated Aluminum, Finest Teak Wood, Waterproof Teslin Fabric
Color	Dark Grey
Product Care Instructions	Wipe with Dry Cloth (for frame), Mild soap and water (for fabric)
Assembly	Includes assembly instructions; easy to assemble

● **3-seat Sofa**



● **Round Table**



Product Size	
3-seat Sofa	84.5 x 31.5 x 24.4inches
Loveseat	53.0 x 31.5 x 24.4inches
Round Table	23.6 x 23.6 x 18.3 inches

Image 6: Product dimensions for various components.

6. TROUBLESHOOTING

If you encounter any issues during assembly or use, please review the assembly steps and ensure all parts are correctly installed and tightened. For persistent problems, refer to the Warranty and Support section for assistance.

7. WARRANTY AND SUPPORT

For any questions, problems, or assistance with your East Oak Signature 7-Piece Patio Dining Set, please contact our customer service team:

Phone (USA): 1-833-EAST-OAK (1-833-327-8625)

Email: Support@eastoak.com

Operating Hours: Monday - Friday, 9:00 am - 5:00 pm PST/PDT

Please have your model number (PDS23002) and purchase information ready when contacting support.