

RCA Wave-54

RCA Wave-54 Wireless Over-Ear Bluetooth Headphones

USER MANUAL

1. Introduction

Thank you for choosing the RCA Wave-54 Wireless Over-Ear Bluetooth Headphones. This manual provides detailed instructions to help you set up, operate, and maintain your headphones for optimal performance. Please read this manual thoroughly before use and retain it for future reference.

2. What's in the Box

- RCA Wave-54 Wireless Over-Ear Bluetooth Headphones
- USB Charging Cable
- User Manual

3. Product Overview

The RCA Wave-54 headphones are designed for a comfortable and immersive audio experience, featuring Hi-Res Audio, deep bass, and noise-cancelling capabilities. They connect wirelessly via Bluetooth 5.3 and offer a foldable design for portability.



Image: RCA Wave-54 Wireless Over-Ear Bluetooth Headphones, showing the overall design and earcups.

3.1 Headphone Components

- **Adjustable Headband:** For a secure and comfortable fit.
- **Padded Earcups:** Soft cushioning for extended wear.
- **Control Buttons:** Located on the earcup for power, volume, track control, and mode switching.
- **Microphone:** Integrated for hands-free calls.
- **USB Charging Port:** For recharging the internal battery.

ENJOY YOUR MUSIC AS IF NO ONE IS NEAR YOU



PREVIOUS SONG
VOLUME —

PLAY
PAUSE

NEXT SONG
VOLUME +

Noise
Isolating

180 Degrees
Rotation

Hi-def
Sound

Extra
Padding

Image: Close-up view of the control buttons located on the earcup, including power, volume, and playback controls.

4. Setup

4.1 Charging the Headphones

1. Connect the small end of the USB charging cable to the charging port on your headphones.
2. Connect the larger end of the USB charging cable to a USB power adapter (not included) or a computer's USB port.
3. The LED indicator on the headphones will illuminate to show charging status. It will change color or turn off when fully charged.

A full charge provides approximately 12 hours of playtime.

4.2 Bluetooth Pairing

1. Ensure your headphones are fully charged.
2. Press and hold the Power button on the headphones until the LED indicator flashes, indicating pairing mode.
3. On your device (smartphone, tablet, laptop), enable Bluetooth and search for available devices.
4. Select "RCA Wave-54" from the list of found devices.

5. Once connected, the LED indicator will stop flashing and remain solid, or turn off, depending on the model.



Image: The RCA Wave-54 headphones positioned near a smartphone, demonstrating the process of Bluetooth pairing.

5. Operating Instructions

5.1 Power On/Off

- **Power On:** Press and hold the Power button for approximately 3 seconds.
- **Power Off:** Press and hold the Power button for approximately 5 seconds.

5.2 Music Playback

PRO DYNAMIC WIRELESS HEADPHONES

WITH BASS BOOST



PADDING ERGONOMIC EARCUPS

Listen and Play all your favorite songs anytime, all day with long-lasting comfort



FASTER CHARGE

Power your headphones quickly with its internal rechargeable battery for immediate and prolonged listening to your music



20 HOURS PLAYTIME

High-performance rechargeable battery that offers you up to 20 hours of talk and play



BLUETOOTH® 5.3 TECHNOLOGY

High-performance sound reproduction with a comfortable modern design without cables



NOISE ISOLATING + BASS BOOST

High fidelity sound with boosted bass creates the ultimate listening experience with immersive audio that brings every beat to life



ON-EAR CONTROLS

Control playback with the press of a button

Image: A visual representation of the music control buttons on the headphones, indicating functions for previous song/volume down, play/pause, and next song/volume up.

- **Play/Pause:** Press the Play/Pause button once.
- **Next Track:** Press the 'Next Song' button once.
- **Previous Track:** Press the 'Previous Song' button once.
- **Volume Up:** Press and hold the 'Next Song' button.
- **Volume Down:** Press and hold the 'Previous Song' button.

5.3 Call Management

- **Answer/End Call:** Press the Play/Pause button once.
- **Reject Call:** Press and hold the Play/Pause button for 2 seconds.

5.4 Noise Cancelling / Transparency Mode

The RCA Wave-54 headphones feature both Noise Cancelling and Transparency modes. Refer to the specific button on your headphones (often labeled 'ANC' or a dedicated mode button) to switch between these modes.

- **Noise Cancelling:** Reduces ambient noise for an immersive listening experience.
- **Transparency Mode:** Allows you to hear your surroundings while still enjoying your audio, useful for

awareness.

6. Maintenance

- Clean the headphones regularly with a soft, dry cloth. Do not use harsh chemicals or abrasive materials.
- Avoid exposing the headphones to extreme temperatures, humidity, or direct sunlight.
- Store the headphones in a cool, dry place when not in use. The foldable design allows for compact storage.
- Do not attempt to disassemble or repair the headphones yourself, as this will void the warranty.



Image: The RCA Wave-54 headphones shown in their folded configuration, highlighting their portable design.

7. Troubleshooting

Problem	Possible Cause	Solution
---------	----------------	----------

Problem	Possible Cause	Solution
Headphones do not power on	Low battery	Charge the headphones fully.
Cannot pair with device	Bluetooth not enabled on device; headphones not in pairing mode; device too far	Ensure Bluetooth is on, headphones are in pairing mode, and within range (approx. 10 meters). Try restarting both devices.
No sound	Volume too low; headphones not connected; incorrect audio output selected	Increase volume on both headphones and device. Verify Bluetooth connection. Check device's audio output settings.
Poor sound quality	Interference; low battery; device too far	Move closer to the connected device. Charge headphones. Avoid environments with strong Wi-Fi or other Bluetooth signals.







8. Specifications

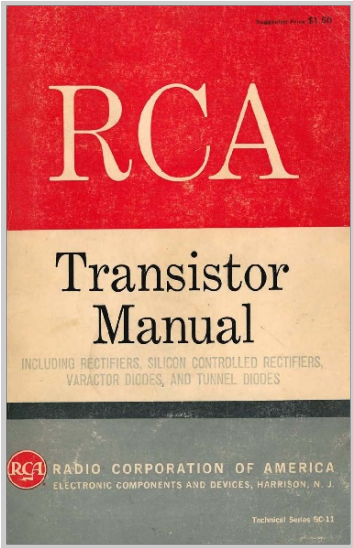
Feature	Specification
Model Name	Wave-54
Connectivity Technology	Wireless (Bluetooth)
Bluetooth Version	5.3
Audio Driver Type	Dynamic Driver (40mm)
Frequency Range	20 Hz - 40,000 Hz
Battery Life	Up to 12 Hours (Playtime)
Noise Control	Sound Isolation (Noise Cancelling + Transparency Mode)
Special Features	180 Degree Rotation, Extra Padding, Faster Charge
Dimensions	7.32 x 2.17 x 7.68 inches
UPC	850068964307

9. Warranty and Support

RCA products are manufactured to high-quality standards. For warranty information and customer support, please refer to the warranty card included with your product or visit the official RCA website. Keep your proof of purchase for warranty claims.

Related Documents - Wave-54

	<p>Troubleshooting JBL Earbuds: Restoring Volume and Balance</p> <p>Learn how to fix common volume and balance issues with JBL TWS earbuds by following simple cleaning instructions to remove dust and earwax for optimal audio performance.</p>
	<p>JBL Wave 200TWS Wireless In-Ear Headphones Reset Guide</p> <p>Learn how to reset your JBL Wave 200TWS wireless in-ear headphones. This guide provides simple steps for troubleshooting connection issues.</p>
	<p>PUSAT WAVE ANC Bluetooth Headset User Manual</p> <p>Comprehensive user manual for the PUSAT WAVE ANC Bluetooth Headset, detailing product specifications, setup, Bluetooth pairing, button functions, ANC mode, wired mode, and LED indicator status.</p>
	<p>Sandberg 3in1 Office Headset Pro ENC - Versatile Connectivity for Modern Work</p> <p>Discover the Sandberg 3in1 Office Headset Pro ENC, offering flexible 3.5mm minijack, USB-A, and USB-C connectivity. Features ENC noise cancelling, inline controls, and comfortable earcups for clear communication in any work environment. Compatible with Microsoft Teams.</p>
	<p>Maono Wave T5 AI Wireless Lavalier Microphone User Manual</p> <p>Comprehensive user manual for the Maono Wave T5 AI Wireless Lavalier Microphone, covering product overview, setup, operation, safety, and specifications. Features AI noise reduction for clear audio.</p>
	<p>Soundliving Wave Headphones User Manual</p> <p>Comprehensive user manual for the Soundliving Wave headphones, detailing features, specifications, pairing, charging, button functions, and safety warnings.</p>




[pdf] User Manual

Transistor Manual RCA 1964 cieri net Documenti Application Notes Semiconductors manuals Short Forms Equivalents |||

Suggested Price 1.50 RCA Transistor Manual INCLUDING RECTIFIERS, SILICON CONTROLLED RECTIFIERS, VARACTOR DIODES, AND TUNNEL DIODES RADIO CORPORATION OF AMERICA ELECTRONIC COMPONENTS AND DEVICES, HARRISON, N. J. Technical Series SC-11 CONTENTS MATERIALS, JUNCTIONS, AND DEVICE...

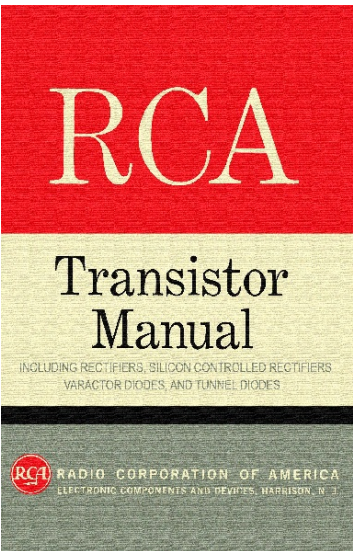
lang:en score:21 filesize: 52.73 M page_count: 389 document date: 2024-02-23



[pdf] Quick Start Guide Documentation Guide Diagram

PCM3168AEVM User's Guide SBAU150 Texas Instruments Incorporated *1 sbau150 ti lit ug DEM-DAI3168A EVM PCM3168A Evaluation Module User's Guide Literature Number: SBAU150 April 2009 2 SBAU150 April 2009 Submit Documentation Feedback Contents Preface

..... 9...
lang:en score:19 filesize: 15.52 M page_count: 82 document date: 2009-04-22



[pdf] User Manual

Transistor Manual World Radio History RCA input or emitter base circuit has a low impedance resistance plus reactance in the order of 0.5 to 60 ohms 1964 worldradiohistory BOOKSHELF ARH Books Transistor Manual INCLUDING RECTIFIERS, SILICON CONTROLLED RECTIFIERS VARACTOR DIODES, AND TUNNEL DIODES RCA Transistor Manual This manual, like its preceding edition, has been prepared to assist those who work or experiment with semiconductor devices and circuits. It will be useful to engineers, ...

lang:en score:16 filesize: 13.73 M page_count: 387 document date: 2020-01-02



CHI00
フルHD ポータブルLED プロジェクター
取扱説明書




[\[pdf\]](#) User Manual

Projector um User Manual 20160518 173326CH100 JP esupportbenq blob core windows net esupport
UserManual |||

CH100 HD LED 3 8 8 9 10 11
..... 15 15 16 17 17 17
..... 18 19 HDMI .. 21 MHL ...

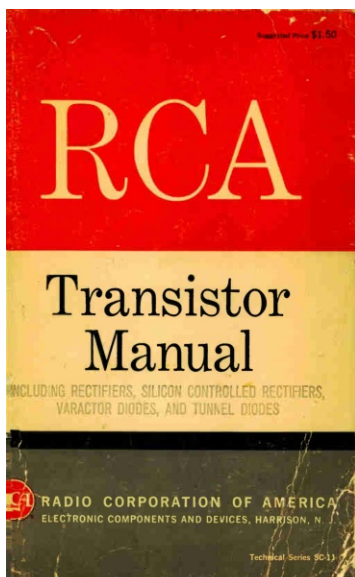
lang:de **score:15** filesize: 13.27 M page_count: 75 document date: 2016-03-02



[Admiral Television and Radio Chassis Service Manuals: 22F2, 22M2, 22P2, 23B1AZ, 20A2, 20L2 & More](#)

Comprehensive service manual and schematics for Admiral televisions and radios, covering chassis models including 22F2, 22M2, 22P2, 23B1AZ, 23C1AZ, 20A2, 20L2, and others. Find detailed technical information, alignment procedures, and troubleshooting guides.

lang:en **score:15** filesize: 118.87 M page_count: 1158 document date: 2022-05-06



[\[pdf\]](#) User Manual Guide Application Guide

Transistor Manual 6 RCA tion of electrons from the n type material Conversely ma terial in junction region acquires a slight positive charge as result loss excess The potential gradient established across space by diffusion process is represented Fig an imaginary battery 1964 Original worldradiohistory BOOKSHELF

ARH Books |||

Transistor Manual eCLUD NG RECTIFIERS, SILICON CONTROLLED RECTIFIERS, VARACTOR DIODES, AND TUNNEL DIODES RADIO CORPORATION OF AIORICPy, ELECTRONIC COMPONENTS AND DEVICES, HAR ieS;ON, N. J. , I
Tech al Series RCA TRANSISTOR MANUAL Revised and up-dated for the reader who wants to be informed of t...

lang:en **score:14** filesize: 8.04 M page_count: 386 document date: 2020-10-29



CATALOG



DESIGNER SWITCHES & OUTLETS
Two Collections.
Infinite Possibilities.




[\[pdf\]](#) Accessories Catalog

Buying Guides Radiant 20 Amp Tamper resistant Self test Gfci Receptacle Outlet Legrand kbhp1046
2097TRLeGrand 2097TRews rad cat3438 ps dsosecure img1 ag wfcdn dm document 7681da6a 7839
4801 aebea 394eac302945 ews dso |||

CATALOG DESIGNER SWITCHES OUTLETS Two Collections. Infinite Possibilities. Elevate your space with exceptional style innovative functionality. Designer switches and outlets deliver advanced features to enhance everyday life while perfectly complementing any dcor. Available in two distinct coll...

lang:en score:13 filesize: 8.65 M page_count: 45 document date: 2022-03-31




[\[pdf\]](#) User Manual Instructions Guide

9781133387671 Gary B Shelly Discovering Computers Fundamentals Your Interactive Guide to the Digital World 8th ed repository dinus ac id docs ajar |||

Instructor Resources Included on each disc When you launch the enclosed disc you ll have access to the following: Instructor s Manual Syllabus Figures from the text Solutions to exercises Test Bank and Test Engine PowerPoint Presentations Course Presenter You can also access these files and ...

lang:en score:13 filesize: 62.68 M page_count: 574 document date: 2011-09-19



[\[pdf\]](#) User Manual

Congenital Heart Surgery Database Training Manual V3 41 Shannon Carr v3 CHSD Master February 2022 sts org sites default files Manuals |||

Data Manager Quick Links New Data Warehouse - Starting January 1, 2020 Important Information for ALL SITES Database Transition Resources Page STS National Database Webinars Page Data Manager Education Data Collection Resources version specific abstraction documents Ask an Abstraction Question ST...

lang:en score:12 filesize: 5.09 M page_count: 556 document date: 2022-02-01