

## RCA Wave-78

# RCA Wave-78 True Wireless Earbuds User Manual

Model: Wave-78

## INTRODUCTION

Thank you for choosing the RCA Wave-78 True Wireless Earbuds. This manual provides essential information for setting up, operating, and maintaining your earbuds to ensure optimal performance and longevity. Please read this manual thoroughly before using the product.

## PACKAGE CONTENTS

- RCA Wave-78 True Wireless Earbuds (Left and Right)
- Charging Case
- USB Charging Cable
- Multiple Sizes of Ear Tips
- User Manual

## SETUP GUIDE

### 1. Charging the Earbuds and Case

Before first use, fully charge the earbuds and the charging case. Connect the provided USB charging cable to the charging case and a power source. The digital display on the case will indicate the charging status.



Image: RCA Wave-78 True Wireless Earbuds resting in their navy charging case, which features a clear lid and a digital display showing battery levels for both the case and individual earbuds (L and R).

The earbuds provide up to 5 hours of playback on a single charge, with the charging case offering an additional 15 hours, totaling up to 20 hours of listening time.

## 2. Pairing with Your Device

1. Ensure the earbuds are charged and placed inside the charging case.
2. Open the charging case. The earbuds will automatically enter pairing mode.
3. On your device (smartphone, tablet, laptop), enable Bluetooth and search for available devices.
4. Select "RCA Wave-78" from the list of found devices to connect.
5. Once paired, the earbuds will automatically connect to your device when the case is opened for subsequent uses.



## ONE STEP PAIRING

No repetitive pairing – remembers your device permanently after initial setup

works with

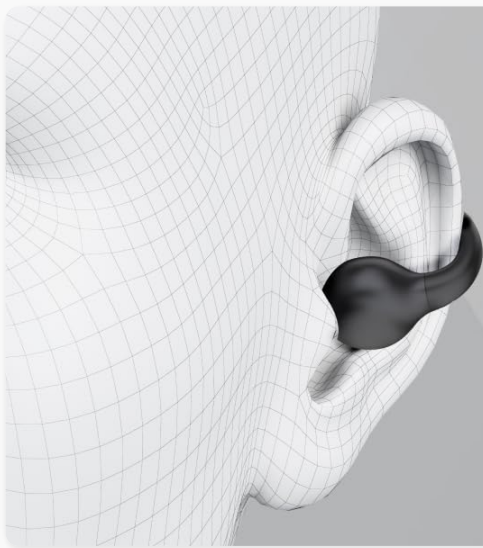


Image: A graphic illustrating the "One Step Pairing" feature, showing earbuds in an open charging case with a phone icon, indicating automatic connection after initial setup.

## OPERATING INSTRUCTIONS

### Wearing the Earbuds

The RCA Wave-78 earbuds feature an ergonomic clip-ear design for a secure and comfortable fit. Gently place the earbud over your ear, ensuring the speaker portion is aligned with your ear canal and the clip rests comfortably on your outer ear.



## ON-EAR TOUCH CONTROL

No more fumbling buttons - sleek, responsive touch puts every function at your fingertips

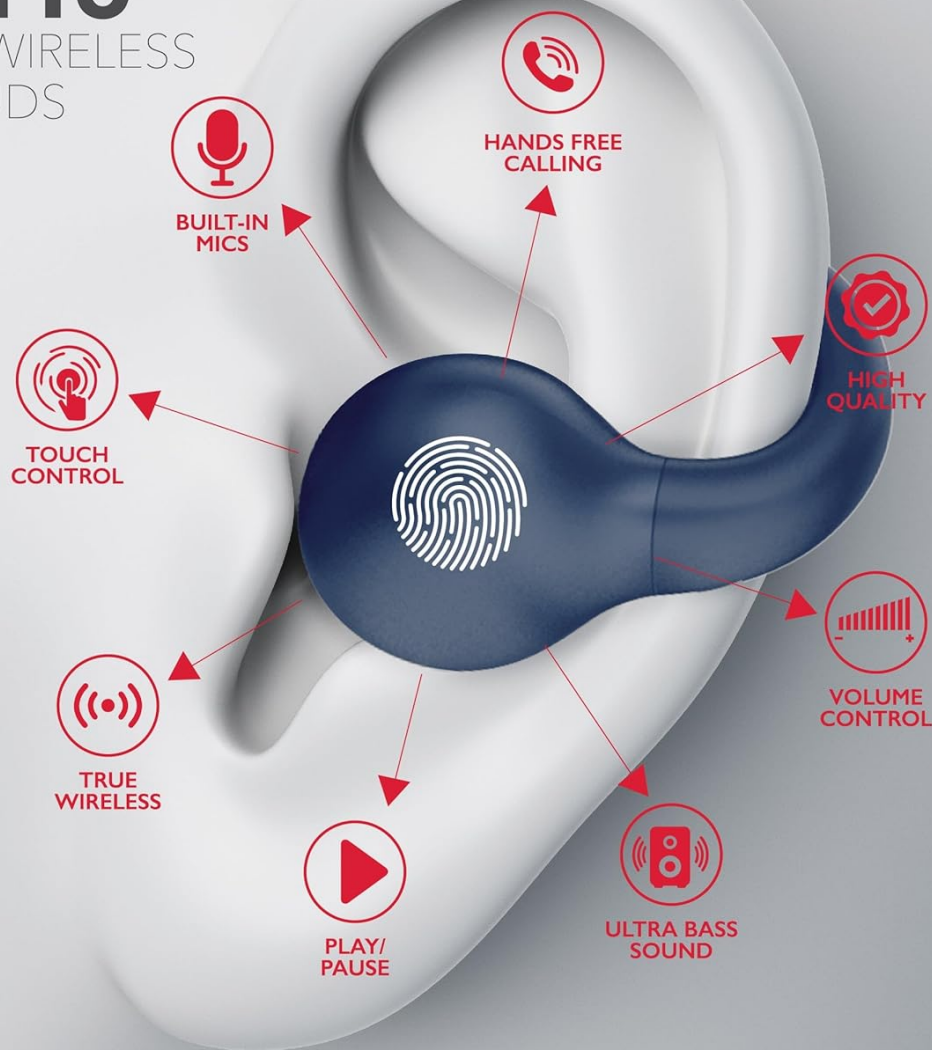
Image: A diagram comparing the secure clip design of the RCA Wave-78 earbuds to traditional in-ear earbuds, highlighting how the clip design contours to the ear for comfort and stability.

### Touch Controls

The earbuds are equipped with intuitive touch controls for managing audio playback and calls.

# TWS Fit-Pro

TRUE WIRELESS  
EARBUDS



Prevent falling off | Keep ear canal clean | Clip ear design

Image: A detailed diagram showing an ear with the RCA Wave-78 earbud in place, highlighting various features such as built-in mics, hands-free calling, touch control, true wireless functionality, play/pause, ultra bass sound, volume control, and high-quality audio.

- **Play/Pause:** Single tap on either earbud.
- **Next Track:** Double tap on the right earbud.
- **Previous Track:** Double tap on the left earbud.
- **Volume Up:** Triple tap on the right earbud.
- **Volume Down:** Triple tap on the left earbud.
- **Answer/End Call:** Single tap on either earbud during an incoming call.
- **Reject Call:** Press and hold either earbud for 2 seconds during an incoming call.
- **Activate Voice Assistant:** Press and hold either earbud for 3 seconds.

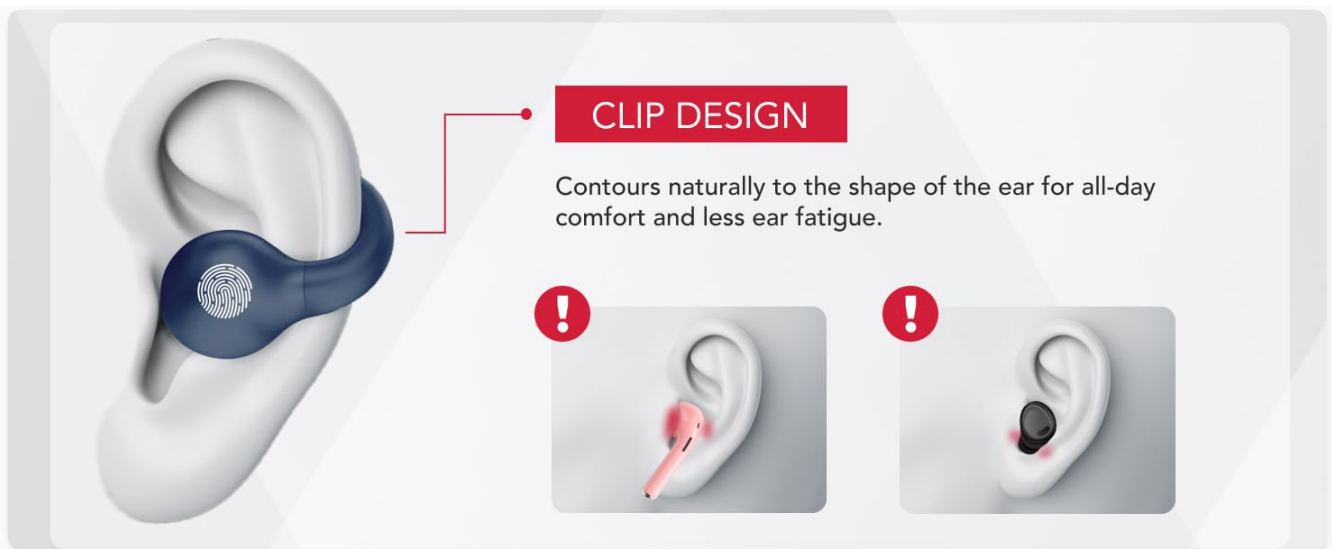


Image: A graphic demonstrating the "On-Ear Touch Control" feature, showing a finger interacting with the earbud for seamless function management.

## Transparency Mode and Active Noise Cancellation (ANC)

The RCA Wave-78 earbuds offer both Transparency Mode and Active Noise Cancellation to adapt to your listening environment.

- **Transparency Mode:** Allows ambient sounds to blend with your audio, keeping you aware of your surroundings. This is ideal for urban environments or when interacting with others.
- **Active Noise Cancellation (ANC):** Reduces external noise, providing a more immersive listening experience. Smart ANC senses ambient sound levels and fine-tunes cancellation in real time.

To switch between modes, press and hold the touch control area on the left earbud for 2 seconds (specific gesture might vary, refer to quick start guide if provided).



Image: A man wearing the RCA Wave-78 earbuds in an outdoor setting, illustrating the Active Noise Cancellation feature which senses ambient sound and fine-tunes cancellation.



20 HOURS OF PLAYTIME

No More Battery Anxiety - 20 Hours Means You're Always Ready to Play Without Any Interruption.



Image: A woman wearing the RCA Wave-78 earbuds during an outdoor activity, demonstrating the "Immersive Open Ear Design" which allows for environmental awareness while enjoying audio.

## MAINTENANCE

Proper maintenance ensures the longevity and optimal performance of your RCA Wave-78 earbuds.

- **Cleaning:** Regularly clean the earbuds, especially the ear tips and speaker grilles, with a soft, dry, lint-free cloth. Avoid using abrasive materials or harsh chemicals. Ensure the ear canal remains clean for hygiene and sound quality.
- **Storage:** When not in use, store the earbuds in their charging case to protect them from dust, damage, and to keep them charged.
- **Avoid Moisture:** The earbuds are not water resistant. Avoid exposure to water, rain, or excessive moisture.
- **Temperature:** Do not expose the earbuds or charging case to extreme temperatures (hot or cold).

## TROUBLESHOOTING

If you encounter issues with your RCA Wave-78 earbuds, refer to the following common solutions:

Problem	Solution
Earbuds not pairing/connecting	<ul style="list-style-type: none"><li>◦ Ensure earbuds are charged.</li><li>◦ Place earbuds back in the case, close, then open to re-enter pairing mode.</li><li>◦ Turn off and on Bluetooth on your device.</li><li>◦ Forget "RCA Wave-78" from your device's Bluetooth settings and re-pair.</li></ul>
No sound from one earbud	<ul style="list-style-type: none"><li>◦ Ensure both earbuds are charged.</li><li>◦ Try placing both earbuds back in the case and taking them out again.</li><li>◦ Check device's audio balance settings.</li></ul>
Charging case not charging	<ul style="list-style-type: none"><li>◦ Verify the USB cable is securely connected to both the case and the power source.</li><li>◦ Try a different USB cable or power adapter.</li></ul>

Problem	Solution
Poor sound quality	<ul style="list-style-type: none"><li>◦ Ensure earbuds are clean and free of debris.</li><li>◦ Check the connection stability; move closer to your device.</li><li>◦ Try adjusting the volume on both your device and the earbuds.</li></ul>

## SPECIFICATIONS

Feature	Detail
Model Name	Wave-78
Item Model Number	Wave-66 Navy
Brand	RCA
Color	Navy
Connectivity Technology	Wireless (Bluetooth 5.0)
Wireless Communication Technology	Bluetooth
Ear Placement	In Ear (Clip Ear Design)
Audio Driver Type	Dynamic Driver
Frequency Range	20 Hz - 20,000 Hz
Battery Life (Earbuds)	Up to 5 Hours
Total Battery Life (with Charging Case)	Up to 20 Hours
Control Method	Touch, Voice
Noise Control	Active Noise Cancellation, Transparency Mode
Special Features	Built-in Microphones, Clip Ear Design, Touch Control, Hi-Res Audio, Deep Bass
Water Resistance Level	Not Water Resistant
Compatible Devices	Smartphones, Tablets, Laptops, Bluetooth-enabled Devices
Product Dimensions	2.68 x 1.18 x 1.77 inches
UPC	850068964406

## WARRANTY AND SUPPORT






For warranty information and customer support, please refer to the documentation included with your purchase or

visit the official RCA website. You can also visit the [RCA Store on Amazon](#) for more product details and support resources.

**Manufacturer:** RCA

© 2024 RCA. All rights reserved.

Related Documents - Wave-78

	<p><a href="#">Troubleshooting JBL Earbuds: Restoring Volume and Balance</a></p> <p>Learn how to fix common volume and balance issues with JBL TWS earbuds by following simple cleaning instructions to remove dust and earwax for optimal audio performance.</p>
	<p><a href="#">Maono Wave T5 AI Wireless Lavalier Microphone User Manual</a></p> <p>Comprehensive user manual for the Maono Wave T5 AI Wireless Lavalier Microphone, covering product overview, setup, operation, safety, and specifications. Features AI noise reduction for clear audio.</p>
	<p><a href="#">JBL Wave Buds 2 Quick Start Guide and Features</a></p> <p>Your guide to the JBL Wave Buds 2 true wireless earbuds. Learn about setup, pairing, controls, app features, charging, and technical specifications.</p>
	<p><a href="#">JBL Wave Buds 2 True Wireless Earbuds with Noise Reduction - Product Overview and Specifications</a></p> <p>Detailed information on JBL Wave Buds 2 true wireless earbuds, featuring JBL Pure Bass sound, active noise cancellation, Smart Ambient technology, 4-microphone system for clear calls, IP54 water/dust resistance, 40-hour battery life, multipoint connection, and seamless Bluetooth pairing. Includes technical specifications and box contents.</p>
	<p><a href="#">Moku:Go Waveform Generator User Manual</a></p> <p>User manual detailing the Moku:Go Waveform Generator from Liquid Instruments, covering its features, interface, waveform types, modulation capabilities, and power supply functions.</p>






### [Elgato Wave:3 USB Microphone: Getting Started Guide & Setup](#)

Get started with your Elgato Wave:3 USB microphone. This comprehensive guide covers setup, usage recommendations, onboard controls, and integration with popular applications like Zoom and Microsoft Teams for crystal-clear audio.

Documents - RCA – Wave-78



### [\[pdf\] User Manual Documentation Guide](#)

Video Easy HD 5 User GuideVideo U MFree Magix Guide Download Instruction Manual and SupportFree SupportMagix Software Free easy hd enVideo encentral manuals software magix en |||

2 Copyright This documentation is protected by copyright law. All rights, especially rights to reproduction, distribution, and to the translation, are reserved. No part of this publication may be reproduced in form of copies, microfilms or other processes, or transmitted into a language used for ma...

lang:en **score:39** filesize: 13.24 M page\_count: 85 document date: 2015-02-19

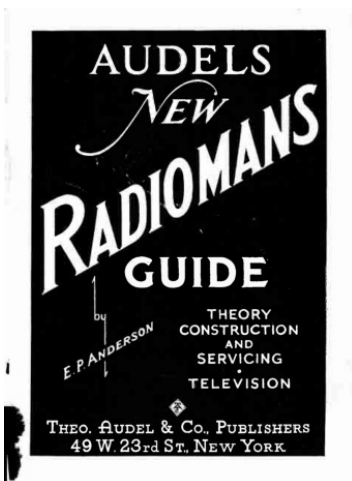


### [\[pdf\] User Manual Owner's Manual Instructions Warranty](#)

Virtuoso 2000 Ops Manual book rsmith Audiofanzine This is the Operation for setting up and playing The first part of manual describes how to unpack setup hardware next chapters provide step by instructions most common widely used features section also defines each Owner s 3 Important Safety Instructions User Maintenance 9 Foreign Language Warnings French de e mu virtuoso owner 475768 rev b medias audiofanzine files deepsonic ch deep docs manuals francisfisher me uk emulegacy

Virtuoso 2000 Owner s Manual i ii E-MU Systems Virtuoso 2000 Owner s Manual 2000 E-MU Systems All Rights Reserved FI10669 Rev. B E-MU World Headquarters E-MU / ENSONIQ P.O. Box 660015 Scotts Valley, CA USA 95067-0015 Telephone: 831-438-1921 Fax: 831-438-8612 Internet: www.emu.com Europe, Afri...

lang:en **score:21** filesize: 3.49 M page\_count: 202 document date: 2000-08-29

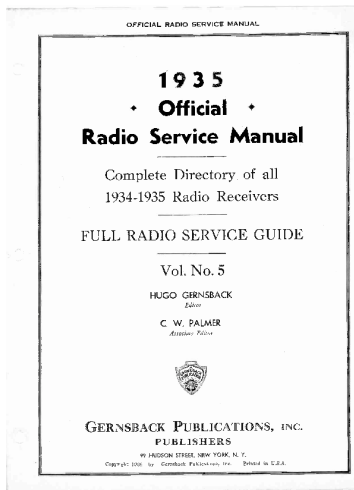


### [\[pdf\] Guide](#)

Audels Radiomans Guide 1940 worldradiohistory BOOKSHELF ARH |||

e AUDELS geEW GUIDE THEORY CONSTRUCTION AND SERVICING TELEVISION e THEO. AUDEL CO., PUBLISHERS 49W. 23rd ST., NEW YORK. COPYRIGHT 1939, 1940 THEO AUDEL CO . NEW YORK All Rights Reserved Printed in the United States DIODE 2 ELEMENT TUBE TRIODE 3 ELEMENT TUBE FILAMENT PLATE GRID Not Co...

lang:en **score:18** filesize: 13.85 M page\_count: 800 document date: 2020-11-06



### [1935 Official Radio Service Manual: Complete Directory and Service Guide](#)

A comprehensive 1935 service manual and directory covering 1934-1935 radio receivers, including detailed indexes, schematics, and troubleshooting hints from Gernsback Publications.

lang:en score:15 filesize: 115.19 M page\_count: 1004 document date: 2017-01-10



### [\[pdf\] User Manual Documentation](#)

Terratec Grabby Video grabber Manual 000952152ML01 asset conrad media10 add 160267 c1 en |||

2 Copyright This documentation is protected by copyright law. All rights, especially rights to reproduction, distribution, and to the translation, are reserved. No part of this publication may be reproduced in form of copies, microfilms or other processes, or transmitted into a language used for ma...

lang:en score:14 filesize: 13.26 M page\_count: 85 document date: 2019-08-28



### [\[pdf\] User Manual Troubleshooting Guide Declaration of Conformity](#)

Microsoft Word AK76F400N OL E doc Frank Wang ak76f400n ol e 60e4431118ee3272127304 win3x org uh19 public motherboard manual

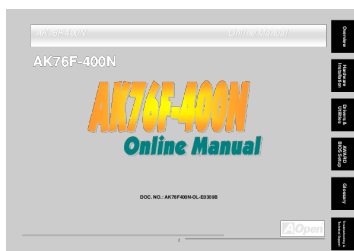
AK76F-400N AK76F-400N Online Manual Overview Hardware Installation Drivers

Utilities AWARD BIOS Setup Glossary DOC. NO.: AK76F400N-OL-E0309B 1

Troubleshooting Technical Support AK76F-400N Online Manual What s in this manual

AK76F-400N .....

lang:en score:12 filesize: 1.38 M page\_count: 95 document date: 2003-09-19



### [\[pdf\] User Manual Troubleshooting Guide Declaration of Conformity](#)

Microsoft Word AK76F400N OL E doc Frank Wang ak76f400n ol e asftp aopen tw pub manual mb


AK76F-400N AK76F-400N Online Manual Overview Hardware Installation Drivers

Utilities AWARD BIOS Setup Glossary DOC. NO.: AK76F400N-OL-E0309B 1

Troubleshooting Technical Support AK76F-400N Online Manual What s in this manual


AK76F-400N .....

lang:en score:12 filesize: 1.38 M page\_count: 95 document date: 2003-09-19




[\[pdf\]](#) Instructions

AmericanRadioHistory Listener In 15 Short Wave Jan 5 2022 — HANDBOOK No A M ANUAL FOR EVERY SHORT WAVE LISTENER „ 0 AVES Alligator wires and nil operating instructions ouch with s worldradiohistory AUSTRALIA |||  
THE LISTENER IN HANDBOOK NNo.o. 1155 SHORT „. 0/AVES v/ c\_ 18. 017 10 lt ,  
A M A N U A L FOR EVERY SHORT-WAVE LISTENER PPaarsgee 22  
.SSHHOORRTT WWAAVEESS LLiisstteenneerr lInn HHaannddbboooook,, NNo.o.  
115 5 eiy iktRae. Yatreie4,,we u y H L R a x lU r B c d f c A it i. jo v t t...  
lang:en **score:12** filesize: 58.59 M page\_count: 88 document date: 2019-12-31



[\[pdf\]](#) User Manual

PRACTICAL TRAINING MANUAL преди 22 часа — called sound bars If there is a separate section in the receiver Should vertical dark bar horizontal blanking appear picture phas SAMS Practical Training Manual Television Vol 1 1955 worldradiohistory BOOKSHELF ARH Technology Sams Books day ago |||  
PRACTICAL TRAINING MANUAL Published by HOWARD W. SAMS CO., INC. INDIANAPOLIS 5, INDIANA 5.00 :BARD IN. SAMS CO., 1E, Prikagilija ark  
TRAINING MANUAL TELEVISION SERIES VOLUME ONE BASIC TELEVISION ED-21 FIRST EDITION-- FIRST PRINTING-- OCTOBER, 1955 Entire Contents  
Copyrighted 1955 by HOWARD...  
lang:en **score:10** filesize: 6.04 M page\_count: 318 document date: 2023-05-28



[\[pdf\]](#) User Manual

A Manual ofAmateur Short Wave Radiotelegraphic Communication The Radio Amateur s Handbook ARRL 1927 3rd worldradiohistory BOOKSHELF ARH Handbooks |||  
AManual ofAmateur Short-Wave Radiotelegraphic Communication PRICE ONE DOLLAR PUMA eti ED BY THE AMERICAN RADIO RELAY LEAGUE HARTFOI 50\*  
gA.e RADIO AMATEUR S HANDBOOK STATION ARRANGEMENT AT 6LJ, LOS ANGELES, CALIFORNIA The apparatus is laid out on a large, substantial table in the most convenie...  
lang:en **score:9** filesize: 7.08 M page\_count: 258 document date: 2021-12-31