



Manuals.plus /

- › TOPTRO /
- › TOPTRO Q10 Max 4K HDR10 Projector User Manual

TOPTRO Q10 Max

TOPTRO Q10 Max 4K HDR10 Projector User Manual

Model: Q10 Max

1. INTRODUCTION

This manual provides detailed instructions for the setup, operation, maintenance, and troubleshooting of your TOPTRO Q10 Max 4K HDR10 Projector. Please read this manual thoroughly before using the projector to ensure optimal performance and longevity of the device. Keep this manual for future reference.



Image: Front view of the TOPTRO Q10 Max Projector, showcasing its compact design.

2. Box CONTENTS

Verify that all items are present in the package:

- 1 x TOPTRO Q10 Max Projector
- 1 x Remote Controller
- 1 x Power Cable
- 1 x User Manual (this document)

3. SETUP

3.1 Initial Placement

Place the projector on a stable, flat surface or mount it to the ceiling. Ensure adequate ventilation around the device. The projector supports a screen size range from 50 inches to 300 inches, with an optimal throw distance between 1 meter and 8 meters.




Image: Illustration of the projector's adjustable screen size from 50 to 300 inches, demonstrating flexibility in placement.

3.2 Power Connection

Connect the provided power cable to the projector's power input and then to a suitable electrical outlet. Press the power button on the projector or remote control to turn on the device.

4. OPERATING INSTRUCTIONS

4.1 AI Fully Automatic Features

The TOPTRO Q10 Max features AI-powered automatic adjustments for a quick and clear setup:

- **Auto Positioning:** Automatically adjusts the image to fit the screen area.
- **Auto Focus:** Ensures a sharp image without manual adjustment.
- **Auto Keystone:** Corrects trapezoidal distortion for a perfectly rectangular image.
- **Auto Obstacle Avoidance:** Detects and adjusts the projection to avoid objects in the projection path.
- **Auto Screen Fit:** Optimizes the image to fit the boundaries of your projection surface.

Auto Focus & Keystone Correction

Get the perfect view in seconds without manual adjustment



Auto Focus



Auto Keystone Correction



Image: The projector demonstrating automatic focus and keystone correction for a clear, rectangular image.

4.2 Android 12.0 Smart System

The projector runs on Android 12.0 with 3GB RAM and 64GB ROM, providing a smart TV experience. Preinstalled applications include 4K YouTube, Prime Video, Hotstar, and Netflix. You can also install other compatible applications.



Image: A family enjoying a movie projected in a home cinema environment, highlighting the projector's entertainment capabilities.




Image: The projector's interface showing popular streaming applications like Netflix, YouTube, and Prime Video.

4.3 Screen Mirroring

Wirelessly mirror content from your Android or iOS devices using Miracast and AirPlay. This feature allows you to cast your phone or tablet screen directly to the projector.



Image: A smartphone wirelessly casting content to the projector, illustrating the WiFi 6 connection for faster and easier streaming.

4.4 Digital Zoom

Adjust the screen size digitally from 50% to 100% without moving the projector, providing flexibility for various room sizes and projection surfaces.

4.5 PowerPoint Presentation Support

The projector supports direct display of PowerPoint presentations, making it suitable for business and educational use in small conferences or classrooms.

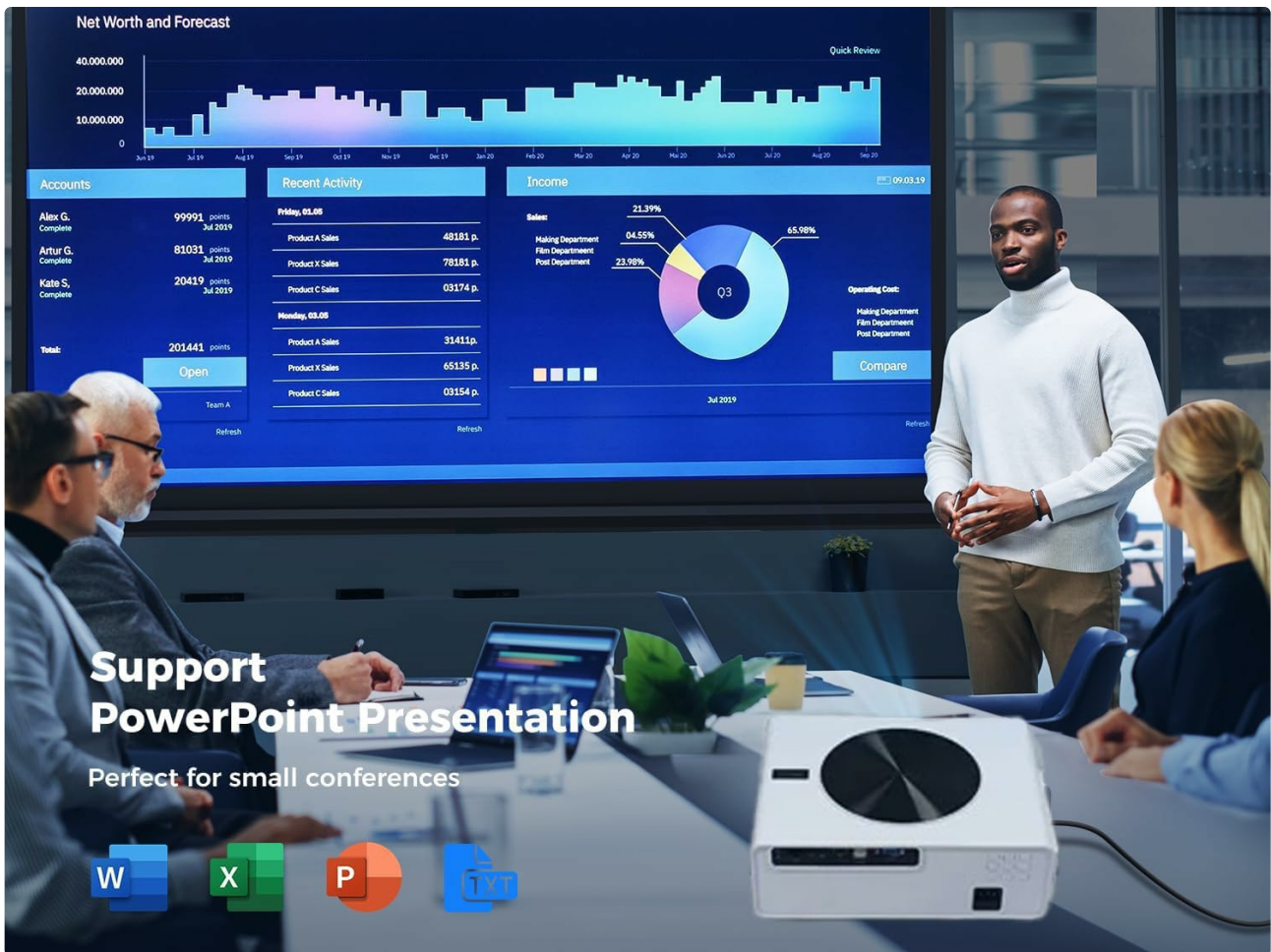


Image: The projector displaying a business presentation in an office environment, demonstrating its utility for professional use.

5. CONNECTIVITY

The TOPTRO Q10 Max offers a wide range of connectivity options:

- **Wi-Fi:** 6th Generation Dual Band Wi-Fi (2.4 GHz + 5 GHz) for stable and fast wireless connections.
- **Bluetooth:** Bluetooth 5.2 for connecting external audio devices or using the projector as a Bluetooth speaker.
- **HDMI:** Two HDMI ports, supporting HDMI CEC and HDMI ARC.
- **USB:** Two USB ports for connecting external storage devices.
- **Audio Out:** 3.5 mm audio jack for headphones or external speakers.
- **Ethernet:** For wired network connection.

Compatible devices include laptops, Macbooks, Blu-ray players, TV sticks, TV boxes, PS4, pen drives, and hard disks.

Wide Compatibility


HDMI*2


USB*2


VGA


LAN


AV


Audio



Image: Rear view of the TOPTRO Q10 Max Projector, highlighting its HDMI, USB, and other connectivity ports.



5.2 Two-Way Bluetooth Connectivity

Another way: The projector can be also a Bluetooth speaker

Image: The projector connected to a Bluetooth speaker and a smartphone, demonstrating its two-way Bluetooth connectivity.

5.1 TV Stick Compatibility

The projector is compatible with various TV sticks, allowing smooth streaming of content from platforms like Netflix, YouTube, Prime Video, Hulu, and HBO.



Image: The projector connected to a TV stick, displaying a user interface with various streaming applications.

6. DISPLAY FEATURES

- **Resolution:** Native 1080p resolution with true 4K 60 FPS support.

- **Brightness:** 24000 Lumens LED brightness (equivalent to 2000 ANSI lumens) for clear viewing even in ambient light.
- **Contrast Ratio:** 20000:1 for deep blacks and bright whites.
- **HDR10 Support:** Provides enhanced brightness, contrast, and color accuracy for a more dynamic visual experience.
- **Screen Size:** Adjustable projection size from 50 inches to a maximum of 300 inches.
- **Optical Engine:** Features a fully sealed optical engine and LTPS + Cinemascope Wide Screen LCD (16:9).

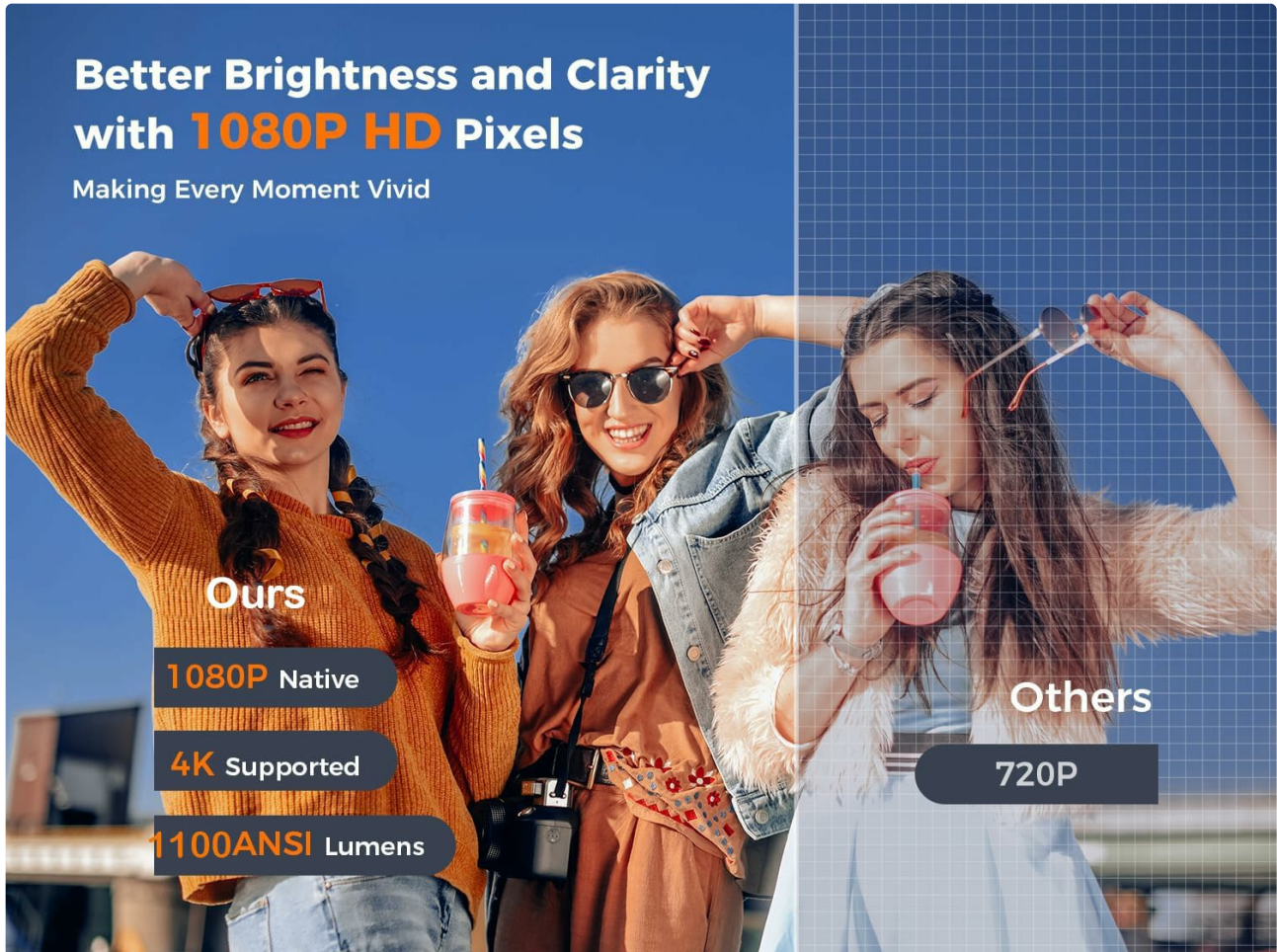


Image: A visual comparison highlighting the superior brightness and clarity of 1080p HD pixels compared to 720p.



Image: A side-by-side comparison demonstrating the vibrant and breathtaking visuals achieved with HDR10+ support.

7. SOUND

The projector is equipped with 15 Watt speakers for an immersive audio experience. It supports HDMI ARC and Bluetooth 5.2 for connecting external audio systems.



Image: The projector being used as a Bluetooth speaker at an outdoor event, showcasing its audio capabilities.

8. MAINTENANCE

- **Dust Filter Cleaning:** Clean the dust filter every 15 days to ensure proper ventilation and prevent overheating, which can damage the LCD panel.
- **Dust Prevention:** Keep the projector in a clean environment, safe from excessive dust, as dust can block airflow and lead to increased internal temperatures.

9. TROUBLESHOOTING

- **No Picture, Only Sound with Copyrighted Videos (e.g., Netflix, Amazon Prime Video):** Due to HDCP copyright protections, content from these providers cannot be wirelessly mirrored directly to the projector. Use a Fire Stick, computer, or laptop connected via HDMI to play such content.
- **No Sound with Copyrighted Videos:** If you experience no sound when playing copyrighted videos, please turn off Dolby Sound in the projector's audio settings.
- **Overheating Issues:** Ensure the dust filter is regularly cleaned (every 15 days) and the projector has sufficient ventilation. High temperatures can damage internal components.

10. SPECIFICATIONS

Feature	Detail
Brand	TOPTRO
Model Name	Q10 Max 4K HDR10 Projector
Recommended Uses	Business, Education, Home Cinema
Special Features	Auto Focus & KeyStone, Native 1080p Full HD & True 4K Support, Android 12.0, 3GB 64GB, 24000 Lumens Brightness, 15W Big Speakers, Built-in Apps, Dual 5G & 2.4G WiFi 6, Bluetooth, WiFi Display, Electronic Focus & 6D Electronic correction
Connectivity Technology	Bluetooth, Ethernet, HDMI, USB, Wi-Fi
Display Resolution	1920 x 1080 (Native)
Maximum Display Resolution	3840 x 2160 Pixels (4K Supported)
Display Type	LCD
Form Factor	Portable
Mounting Type	Ceiling Mount
Lumens	24000 Lumen (LED)
Color	White
Controller Type	Remote Control
Compatible Devices	Gaming Console, Laptop, Smartphone, Speaker, Tablet
Contrast Ratio	20000:1
Maximum Throw Distance	8 Metres
Light Source Operating Life	50000 Hours
Maximum Image Size	300 Inches
Hardware Connectivity	3.5mm Audio, Bluetooth 5, Ethernet, HDMI, USB 2.0
Control Method	Remote

Minimum Throw Distance	1 Metres
Minimum Image Size	50 Inches
Video Encoding	HEVC
Picture Quality Enhancement Technology	4K HDR10
Item Dimensions L x W x H	35L x 30W x 25H Centimeters
Item Weight	2 Kilograms
Country of Origin	China

11. WARRANTY AND SUPPORT

11.1 Warranty Terms and Conditions

TOPTRO provides a 1-year warranty covering manufacturing defects, technical defects, and software defects from the date of purchase.

The warranty does **not** cover:

- LCD panel and LCD panel burns.
- Dust-related issues inside the projector.
- Damage resulting from misuse, including broken parts, burns, or physical damages.
- Repairs performed by unauthorized third parties.

11.2 Support Contact Information

For support or warranty inquiries, please contact TOPTRO Projectors India:

- **Website:** toptro.in
- **Email:** support@toptro.in or sreeprojectors@gmail.com
- **Whatsapp:** 8341888860 or 8333031317

12. PRODUCT VIDEO OVERVIEW

Watch this video for a quick overview of the TOPTRO Q10 Max Projector's key features and connectivity options.

Your browser does not support the video tag.

Video: A brief demonstration of the TOPTRO Q10 Max Projector's features, including its connectivity and automatic adjustments.