

RCA Wave-80 Black

RCA Wave-80 True Wireless Earbuds User Manual

BRAND: RCA

Model: Wave-80 Black

1. INTRODUCTION

Welcome to the user manual for your RCA Wave-80 True Wireless Earbuds. These earbuds are designed to provide a high-quality audio experience with features tailored for convenience and comfort. Key features include extended battery life, high-resolution audio, deep bass, and a transparency mode for situational awareness. This manual will guide you through the setup, operation, maintenance, and troubleshooting of your new earbuds.

2. PRODUCT OVERVIEW

The RCA Wave-80 True Wireless Earbuds consist of two individual earbuds and a portable charging case. The charging case features a digital display to indicate battery levels for both the case and the individual earbuds.





Image: RCA Wave-80 True Wireless Earbuds in their charging case, displaying a full 100% charge. The earbuds are black and sit snugly within the compact, black charging case.

3. SETUP

3.1 Charging the Earbuds and Case

Before first use, fully charge the earbuds and the charging case. The case provides up to 20 hours of additional playtime for your earbuds. The digital display on the case indicates the charge level.

- Place the earbuds into their respective slots in the charging case.
- Connect the charging case to a power source using the provided USB cable.
- The display will show the charging progress. Once fully charged, the display will indicate 100%.

20 Hours Playtime on a Single Charge

Enjoy up to 20 hours of uninterrupted audio with a single charge. Perfect for all-day listening—no frequent recharging needed.



Image: A graphic highlighting the 20-hour playtime capability of the RCA Wave-80 earbuds, featuring the earbuds and case alongside a large '20H' text.



Fast Charge

Get back to your music in no time with fast charging. A quick charge ensures you're ready to go in minutes, so you can keep moving without interruptions.



Image: A graphic with a lightning bolt symbol and the earbuds, indicating the fast charge feature of the RCA Wave-80 earbuds.

3.2 Bluetooth Pairing

The RCA Wave-80 earbuds utilize Bluetooth 5.4 for a stable and efficient wireless connection.

- Open the charging case. The earbuds will automatically enter pairing mode.
- On your device (smartphone, tablet, laptop), go to Bluetooth settings.
- Select "RCA Wave-80" from the list of available devices.
- Once paired, the earbuds will automatically reconnect to your device when you open the case in the future.

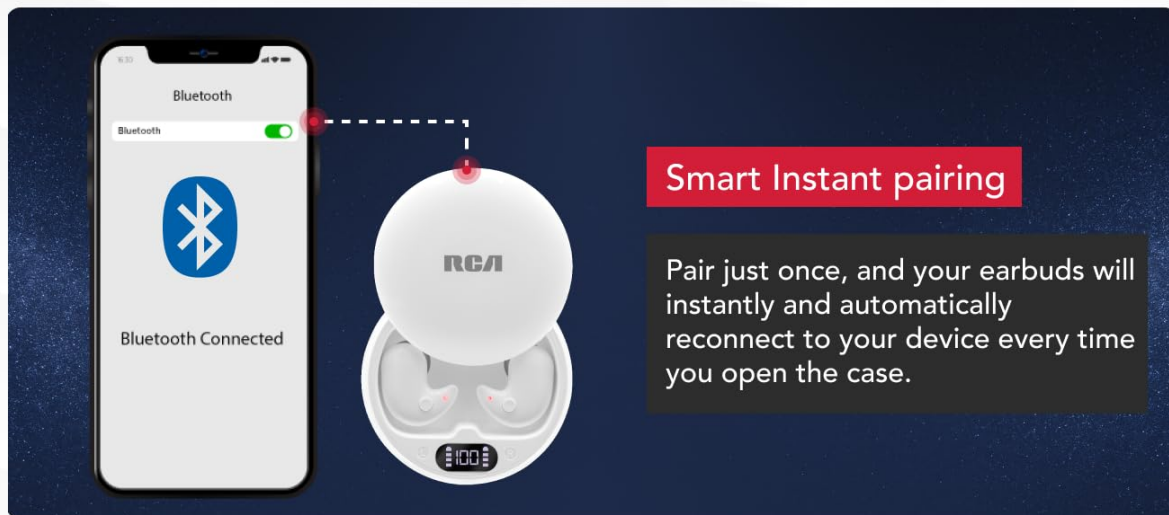


Image: A graphic depicting a smartphone connected via Bluetooth to the earbuds, emphasizing the smart instant pairing feature.

Advanced Bluetooth Technology

Enjoy a stable and efficient wireless connection with Bluetooth 5.4. Experience faster pairing, extended range, and improved audio performance for all your devices.



Image: A graphic illustrating advanced Bluetooth 5.4 technology with a circuit board design and Bluetooth logos.

4. OPERATING YOUR EARBUDS

4.1 Controls and Functions

The RCA Wave-80 earbuds feature intuitive touch controls for managing your audio and calls. They also support voice control for hands-free convenience.

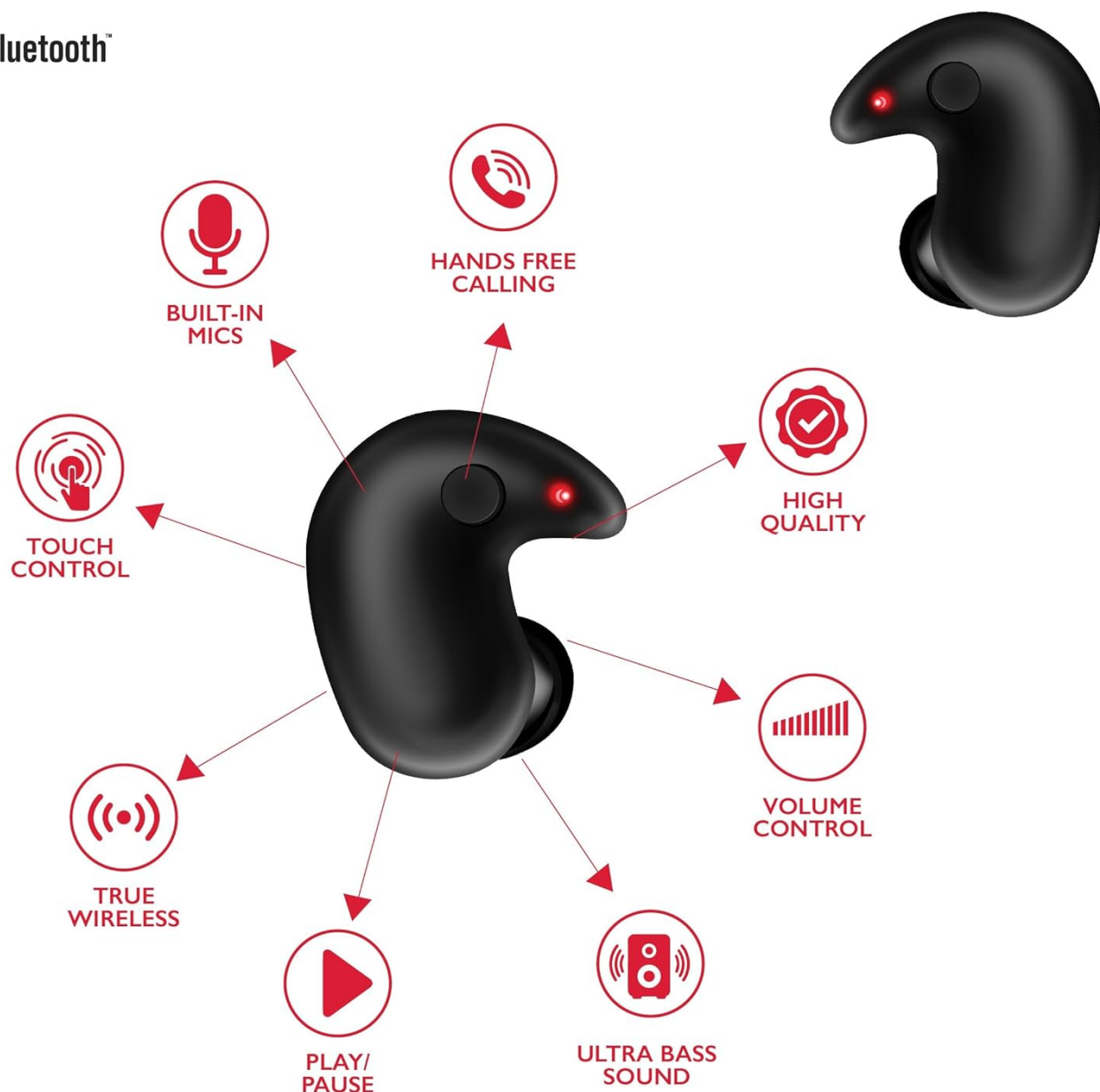


Image: A detailed diagram of an RCA Wave-80 earbud highlighting its key functions such as touch control, built-in microphones, hands-free calling, high-quality audio, volume control, ultra bass sound, and play/pause.

Voice Control for Hands-Free Convenience



Control your music, calls, and more with simple voice commands, keeping your hands free while staying in control.



Image: A man interacting with his smartphone, demonstrating the voice control feature of the earbuds for hands-free operation.

4.2 Audio Features

Experience crystal-clear sound with Hi-Res audio and powerful deep bass, delivered by precision-tuned dynamic drivers.

- **Hi-Res Audio:** Enjoy rich detail and clarity in your music.
- **Deep Bass:** Enhanced low frequencies provide a powerful and engaging listening experience.
- **Dynamic Driver:** Ensures immersive audio with every beat.

Hi-Res Audio with TWS Touch Spot Beats



Experience crystal-clear sound with Hi-Res audio and TWS Touch Spot Beats technology, delivering every note and beat with stunning clarity and depth.



Image: A graphic featuring a speaker driver, representing the Hi-Res Audio and TWS Touch Spot Beats technology for superior sound quality.



Image: Two earbuds with sound waves emanating from them, symbolizing the dynamic audio driver that delivers deep bass and natural sound.

4.3 Transparency Mode

Stay aware of your surroundings with the innovative Transparency Mode. This feature allows ambient sounds to blend with your music, making it ideal for outdoor activities or busy environments where situational awareness is important.

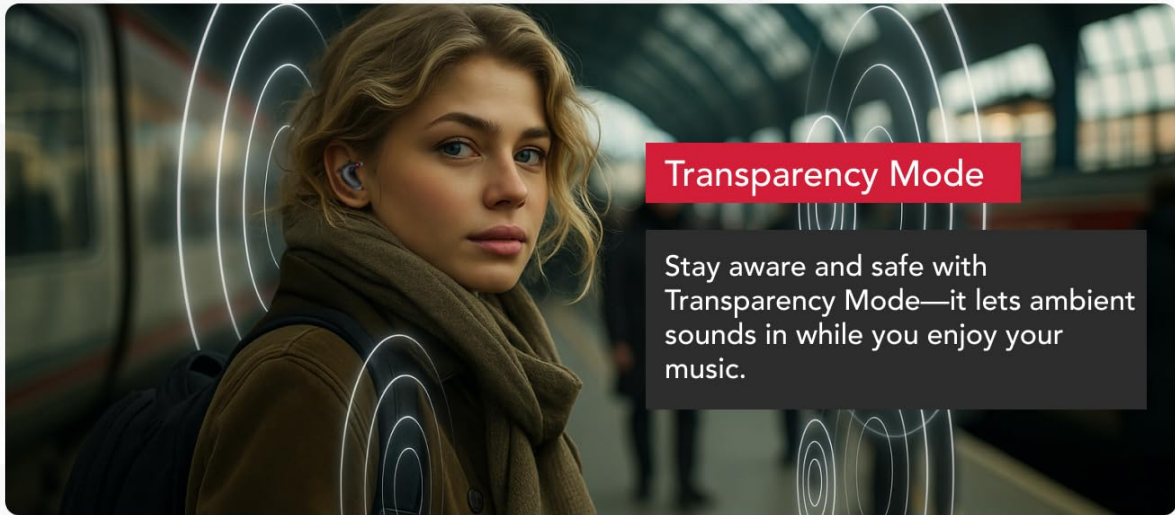


Image: A woman wearing earbuds in a public setting, with visual cues indicating ambient sound awareness, demonstrating the Transparency Mode.

4.4 Comfort and Fit

The RCA Wave-80 earbuds are designed for maximum comfort and a secure fit, making them suitable for extended wear and active use.

- **Ergonomic Design:** Crafted to fit snugly and securely in your ears.
- **Lightweight:** Ideal for long listening sessions without discomfort.



All-Day Comfort

Ultra-lightweight design ensures a snug, comfortable fit for extended wear without fatigue.



Image: A man comfortably reclining on a couch, wearing the earbuds, to illustrate their all-day comfort and lightweight design.

Sport-Ready Design for Active Use



Engineered for an active lifestyle, the RCA Wave-80 earbuds offer a secure, comfortable fit, making them perfect for workouts, running, and other physical activities.



Image: A man in a gym setting, lifting weights, demonstrating the secure and comfortable fit of the earbuds for active lifestyles.

5. MAINTENANCE

To ensure the longevity and optimal performance of your RCA Wave-80 earbuds, follow these maintenance guidelines:

- Clean the earbuds and charging case regularly with a soft, dry, lint-free cloth.
- Do not use harsh chemicals or abrasive materials for cleaning.
- Keep the charging contacts on both the earbuds and the case clean and free of debris.
- Avoid exposing the earbuds to extreme temperatures, humidity, or liquids. Note that these earbuds are **Not Water Resistant**.
- Store the earbuds in their charging case when not in use to protect them and keep them charged.

6. TROUBLESHOOTING

If you encounter any issues with your RCA Wave-80 earbuds, try the following troubleshooting steps:

Problem	Possible Solution
Earbuds not pairing	Ensure earbuds are charged. Turn off and on Bluetooth on your device. Forget the device in your Bluetooth settings and re-pair. Place earbuds back in case, close, then open to re-enter pairing mode.
No sound	Check device volume and earbud volume. Ensure earbuds are properly connected to your device. Try playing different audio.
Charging issues	Ensure charging cable is securely connected. Try a different USB port or power adapter. Clean charging contacts on earbuds and case.

Problem	Possible Solution
Earbuds falling out	Ensure earbuds are inserted correctly and securely.

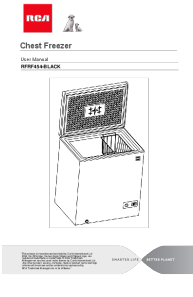



7. SPECIFICATIONS

Feature	Detail
Model Name	Wave
Connectivity Technology	Wireless
Wireless Communication Technology	Bluetooth
Bluetooth Version	5.4
Battery Life	20 Hours
Audio Driver Type	Dynamic Driver
Frequency Range	20 Hz - 40 kHz
Control Method	Remote
Noise Control	Adaptive Noise Cancellation
Water Resistance Level	Not Water Resistant
Compatible Devices	Smartphones, Tablets, Laptops
Ear Placement	In Ear
Form Factor	In Ear
Product Dimensions	2.44 x 0.79 x 2.44 inches
Item Model Number	Wave-80 Black
UPC	850068964444
Manufacturer	RCA
Color	Black
Date First Available	November 6, 2024

8. WARRANTY AND SUPPORT

RCA products are manufactured to high-quality standards. For information regarding warranty coverage, technical support, or service inquiries, please refer to the warranty card included with your product or visit the official RCA support website. Please retain your proof of purchase for warranty claims.

Related Documents

	<p>RCA RFRF454-BLACK Chest Freezer User Manual</p> <p>Comprehensive user manual for the RCA RFRF454-BLACK chest freezer, covering safety instructions, installation, operation, maintenance, and troubleshooting.</p>
	<p>RCA History: Radio-Craft Magazine Advertisements (1938 & Earlier)</p> <p>Explore a collection of historical advertisements from Radio-Craft magazine, showcasing RCA Victor radios, NBC broadcasting, and RCA communications services from 1938 and earlier decades. Discover the evolution of radio technology.</p>
	<p>RCA RFR1085/RFR1085-BLACK Refrigerator/Freezer User Manual</p> <p>User manual for the RCA RFR1085/RFR1085-BLACK 10.0 cu ft refrigerator/freezer, covering safety instructions, operation, cleaning, maintenance, and troubleshooting.</p>
	<p>RCA Engineer: Satellite Communications, Engineering Management, and Technology Advancements</p> <p>Explore the June-July 1976 issue of the RCA Engineer, featuring articles on satellite communications, RCA Satcom system development, design-to-cost principles, manufacturing efficiency, economic outlook, and technological innovations from RCA.</p>