

Boult Rover Pro

Boult Rover Pro Smart Watch User Manual

Model: Rover Pro

INTRODUCTION

Welcome to the user manual for your new Boult Rover Pro Smart Watch. This guide provides essential information on setting up, operating, maintaining, and troubleshooting your device to ensure optimal performance and user experience. The Boult Rover Pro features a 1.43" AMOLED display, Bluetooth calling, IP68 water resistance, comprehensive health monitoring, and a long-lasting battery.

WHAT'S IN THE BOX

- Boult Rover Pro Ash Black Smart Watch
- Charging Cable
- User Manual
- Warranty Card

SETUP

1. Charging the Smart Watch

Before first use, fully charge your Boult Rover Pro Smart Watch. Connect the provided charging cable to the charging port on the back of the watch and to a USB power source. A full charge typically takes approximately 90 minutes and provides up to 7 days of battery life or 20 days of standby time. A 10-minute charge can provide up to 2 days of battery life.

Unleash **boundless** power

7 days
battery life

20 days
standby

10 mins charge
= 2 days battery

Full Charge
in 90 mins



Image: Illustration of the Boulton Rover Pro Smart Watch's battery life and charging times, highlighting its long endurance.

2. Downloading the Companion App

To unlock the full potential of your Boulton Rover Pro, download the official companion app. Search for "GloryFit" in your smartphone's app store (Google Play Store for Android or Apple App Store for iOS). Alternatively, scan the QR code provided in the watch's packaging or visit the official download page: <https://app.help-document.com/gloryfit/download/index.html>

Safety First



Easier and safer
sign-in method



SOS – Alerts your
emergency contacts
in one tap



Image: The Boulton Rover Pro Smart Watch showing a QR code for easy app sign-in and an emergency SOS alert feature.

3. Pairing with Your Smartphone

1. Ensure Bluetooth is enabled on your smartphone.
2. Open the companion app and follow the on-screen instructions to create an account or log in.
3. Select "Add Device" or similar option within the app.
4. The app will search for nearby devices. Select "Boulton Rover Pro" from the list.
5. Confirm the pairing request on both your watch and smartphone.

OPERATING YOUR SMART WATCH

Display and Navigation

The Boulton Rover Pro features a 1.43-inch AMOLED display with 1000 nits brightness and 466x466 Ultra HD resolution, ensuring clear visibility even in bright sunlight. The Always-On Display feature enhances convenience.

1.43in

Round **AMOLED** screen

Curved Display



Timeless sphere of **grandeur**

Image: Close-up of the Boulton Rover Pro's 1.43-inch round AMOLED curved display, emphasizing vivid picture quality.

1000 nits **Highest** Brightness
illuminate your world

Always On Display

Ordinary
display

Rover Pro
Display

VS



466*466
Ultra HD resolution


Image: Visual comparison demonstrating the superior brightness (1000 nits) and Ultra HD resolution of the Boulton Rover Pro's AMOLED display.

Bluetooth Calling

With Bluetooth 5.2 single-chip technology, the Rover Pro allows you to make and receive calls directly from your wrist. It includes a dedicated speaker and microphone for clear communication. The watch supports call rejection/answer, dial keypad, quick call rejection with SMS, recent contacts, and contact sync.

Single chip BT 5.2 calling

Calling of the infinite



10 m range

One
Click
Connection








-  Call Rejection/Answer
-  Dial Keypad
-  Quick Call rejection with SMS
-  Recent Contacts
-  Contact Sync



Image: The Boulton Rover Pro displaying its Bluetooth calling interface, including a dial pad and connection range.

Health Monitoring

The Boulton Rover Pro offers comprehensive health tracking features:

- **24/7 Heart Rate Monitor:** Continuously tracks your heart rate.
- **SpO2 Blood Oxygen Saturation Monitor:** Measures blood oxygen levels.
- **Blood Pressure Monitoring:** Provides blood pressure readings.
- **Sleep Monitoring:** Analyzes sleep patterns and quality.
- **Activity Tracker:** Records steps, distance, and calories burned.
- **Female Menstrual Cycle Tracking:** Helps monitor menstrual cycles.
- **Reminders:** Includes reminders to drink water and stay active.

BOULT Health Collection



Discover your **well being**



24x7
Heart Rate Monitor



**SpO2 Blood Oxygen
Saturation Monitor**



**Blood pressure
Monitoring**



Sleep Monitoring

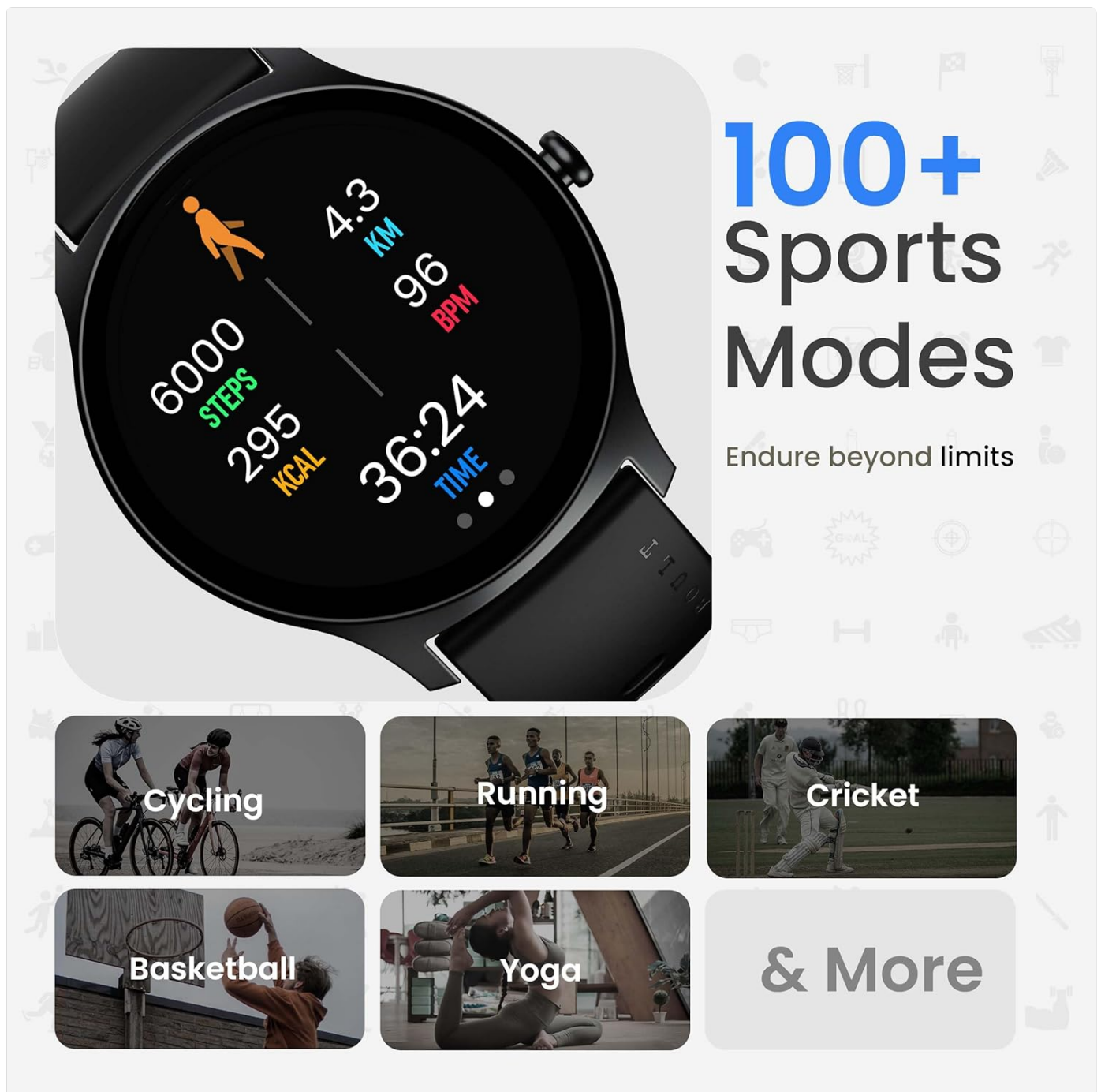


Activity Tracker

Image: The Boult Rover Pro Smart Watch showcasing its health collection features, including heart rate and SpO2 monitoring.

Sports Modes

With over 120+ sports modes, the Rover Pro is an ideal companion for various physical activities, including running, cycling, swimming, basketball, yoga, and more. It tracks your performance metrics for each mode.



100+ Sports Modes

Endure beyond limits

Cycling

Running

Cricket

Basketball

Yoga

& More

Image: The Boult Rover Pro Smart Watch interface showing various sports modes and activity tracking data.

Watch Faces and Customization

Personalize your watch with over 150+ cloud-based watch faces. You can also create custom watch faces to match your style and preferences through the companion app.

150+ cloud based watchfaces

Multiple **UI** Themes



Image: A collection of 150+ cloud-based watch faces available for the Boult Rover Pro, demonstrating customization options.

AI Voice Assistant

Access features hands-free using the built-in AI voice assistant. The watch supports popular voice assistants like Siri and Google Assistant, allowing for convenient control and information retrieval.

Your Virtual Helper

AI Voice Assistant



Image: The Boulton Rover Pro Smart Watch displaying the AI Voice Assistant interface, indicating support for Siri and Google Assistant.

Smart Notifications and Safety Features

Receive SMS and app notifications directly on your wrist. The watch also includes enhanced safety features such as a 4-digit PIN for secure access and a one-tap SOS alert to notify emergency contacts.



Smart Notifications

You won't miss a thing



Find my phone

Always on your radar



Image: The Boulton Rover Pro Smart Watch displaying smart notifications and the "Find my phone" function.

MAINTENANCE

Cleaning Your Smart Watch

Regular cleaning helps maintain the watch's appearance and functionality. Use a soft, lint-free cloth to wipe the screen and body. For stubborn smudges, slightly dampen the cloth with water. Avoid using harsh chemicals or abrasive materials.

Water Resistance (IP68)

The Boulton Rover Pro is IP68 water-resistant, meaning it is protected against dust and can withstand immersion in water up to 1.5 meters for up to 30 minutes. While it is suitable for daily use and light water exposure, avoid prolonged submersion, hot water, or steam. Ensure the watch is dry before charging.

IP68 water resistant



IP68
Top
Waterproof
Rating

**Dust
proof**

**Water resistant
up to 1.5m for
up to 30 mins**

Image: The Boult Rover Pro Smart Watch demonstrating its IP68 water and dust resistance, suitable for activities like swimming.

Strap Care

The watch comes with comfortable silicon bands. Clean the strap regularly with a damp cloth to prevent skin irritation and maintain hygiene. Ensure the strap is dry before wearing.

TROUBLESHOOTING

Problem	Possible Cause	Solution
Watch not turning on	Low battery	Charge the watch for at least 30 minutes.
Cannot pair with phone	Bluetooth off, app issue, watch not discoverable	Ensure Bluetooth is on. Restart watch and phone. Reinstall app. Check app permissions.

Problem	Possible Cause	Solution
Notifications not appearing	App permissions, notification settings	Check app notification permissions on your phone. Ensure notifications are enabled in the watch app.
Inaccurate health data	Improper fit, sensor obstruction	Ensure the watch is worn snugly on the wrist. Clean the sensors on the back of the watch.
Short battery life	Frequent use of power-intensive features (e.g., calling, AOD), high brightness	Reduce screen brightness, disable Always-On Display if not needed, limit frequent calls from watch.

SPECIFICATIONS

Feature	Detail
Brand	Boult
Model	Rover Pro
Display Size	1.43 Inches
Display Type	AMOLED
Brightness	1000 Nits
Resolution	466x466 Ultra HD
Bluetooth Version	5.2 (Single-chip)
Water Resistance	IP68
Battery Life	Up to 7 days (typical usage)
Standby Time	Up to 20 days
Charging Time	Approx. 90 minutes
Operating System Compatibility	iOS, Android
Item Weight	43 g
Frame Material	Zinc Alloy





WARRANTY AND SUPPORT


Your Boult Rover Pro Smart Watch comes with a **1 Year Warranty** from the date of purchase. Please refer to the included Warranty Card for detailed terms and conditions.

For technical support, service, or warranty claims, please contact Boult customer service. Contact information can typically be found on the official Boult website or on your Warranty Card.

Manufacturer: Exotic Mile Private Limited, Boult Audio, B-67 Wazirpur Industrial Area, New Delhi 110052

Related Documents - Rover Pro

	<p>Boulton Drift Smartwatch User Manual: Features, Setup, and Warranty</p> <p>Comprehensive guide to the Boulton Drift smartwatch, covering setup, connection, features like heart rate monitoring, sports modes, and warranty details. Learn how to use your Boulton Drift effectively.</p>
	<p>Boulton Rover Smartwatch User Manual</p> <p>Comprehensive user manual for the Boulton Rover smartwatch, detailing its features, operation, connectivity, and warranty information.</p>
	<p>Boulton Crown R Pro AMOLED Smartwatch User Manual</p> <p>User manual for the Boulton Crown R Pro AMOLED Smartwatch, detailing features, setup, usage, and specifications. Features a zinc alloy frame.</p>
	<p>Boulton Smartwatch User Manual</p> <p>Comprehensive user manual for the Boulton smartwatch, covering setup, features, specifications, app connection, operating instructions, and warranty information.</p>



[Boult Smartwatch RL User Manual](#)

Comprehensive user manual for the Boult Smartwatch RL, covering setup, features, operation, and warranty information.



[Boult Smartwatch User Manual - Setup, Features, and Warranty](#)

Comprehensive user manual for the Boult Smartwatch (Model Watch SK), covering setup, features, specifications, operation, and warranty information. Learn how to connect to the Boult Fit app, use functions like heart rate monitoring, blood oxygen tracking, and sports modes.