



[Manuals.plus](#) /

> [Momcozy](#) /

> Momcozy Breast Pump Hands Free Upgraded Mobile Flow M9 User Manual

Momcozy BP223

Momcozy Breast Pump Hands Free Upgraded Mobile Flow M9 User Manual

Brand: **Momcozy** | Model: **BP223**

INTRODUCTION

Welcome to the Momcozy Breast Pump user manual. This guide provides comprehensive instructions for setting up, operating, and maintaining your Momcozy M9 Mobile Flow breast pump, designed for discreet and efficient milk expression. Please read thoroughly before first use.

KEY FEATURES

- **Smart Pumping:** Control the Upgraded Mobile Flow via the "Momcozy" app to start/pause/countdown pumping and switch to different pumping settings. Record every breastmilk yield to track your pumping history.
- **Stronger & Quieter:** Our 3rd Gen Pump boasts an upgraded pumping efficiency with reduced noise. It supports up to 15 suction levels under every pattern for a more comfortable, stronger suction and efficient pumping experience.
- **Multi-Modes:** Select from 3 regular modes (Stimulation+ Expression+Mixed) on the pump motor. Experience Personalized Modes and 2 Specialist Modes (Milk Relief+Milk Boost) from your phone.
- **More Fit & Discreet:** Mobile Flow breast pump adopts DoubleFit Flange combining soft and hard silicone for better comfort and safety. The drop-shaped design fits seamlessly in the pump bra, allowing moms to pump with total privacy.
- **For Most Moms:** Offers 4 sizes (17/19/21/24mm) and an exquisite storage handbag. One charge for One day. Only 4 parts to clean.

SETUP AND ASSEMBLY

Before first use, ensure all parts are clean and sterilized.



Momcozy M9 Mobile Flow Breast Pump and accessories.



Contents of the 2-pack Momcozy Mobile Flow breast pump package, including pump motors, flanges, milk collectors, and charging cables.



Contents of the 1-pack Momcozy Mobile Flow breast pump package, including pump motor, flange, milk collector, and charging cable.

Assembly Steps:

1. Push the diaphragm onto the flange.
2. Assemble the milk collector by rotating it in the direction of the lock icon.
3. Fasten the flange to the mouth of the bottle and assemble with the milk collector.
4. Assemble the motor and flange.

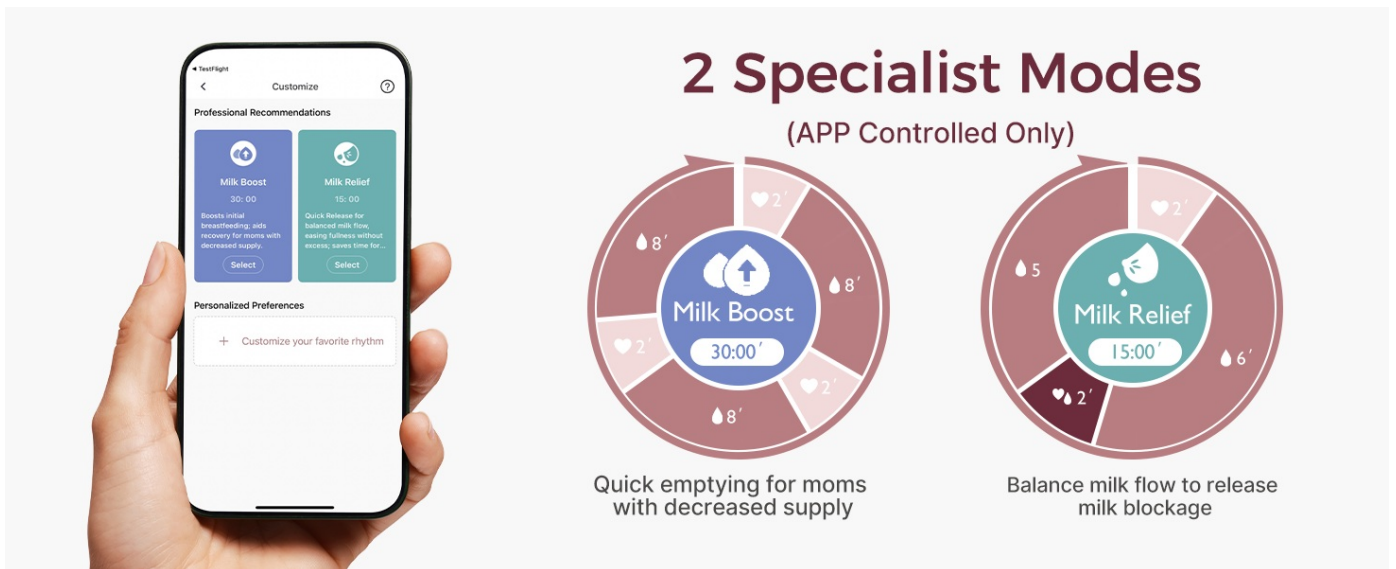


Diagram illustrating the quick 3-second assembly process of the Momcozy Mobile Flow breast pump.

Initial Charge: Fully charge the pump motors before the first use. Use the provided USB-C cables.



Momcozy Village: Always Putting Moms First

Real Support | Real Connection | Real Cozy

A cozy mom is never alone. Momcozy Village is a global community offering expert support, meaningful events, and a space to amplify moms' voices—spreading the cozy power of motherhood worldwide.

Momcozy M9 Mobile Flow breast pump charging, highlighting its fast charging capability for a full session.

OPERATING INSTRUCTIONS

The Momcozy M9 Mobile Flow offers smart pumping control via the "Momcozy" app and direct controls on the pump motor.



More Discreet & More Fit

- Drop-shaped Design



Woman using the Momcozy app to customize her pumping rhythm with 15 suction levels and 3 cycle speeds.



Best for personalized pumping on the go: Mobile Flow



I tried the new Momcozy M9 and handsfree pumping changed my life

momcozy



This is a game-changer for mothers, both expecting and breastfeeding, allowing them to reimagine their breastfeeding journey.

what to expect.

The sleek device slides right into your bra, providing a suction level that's on par with traditional breast pumps. You can control every element of your pumping sessions through the easy-to-use Momcozy app.

Overview of the Momcozy app's multi-mode options, including Stimulation, Expression, Mixed, Personalized, Milk Relief, and Milk Boost.

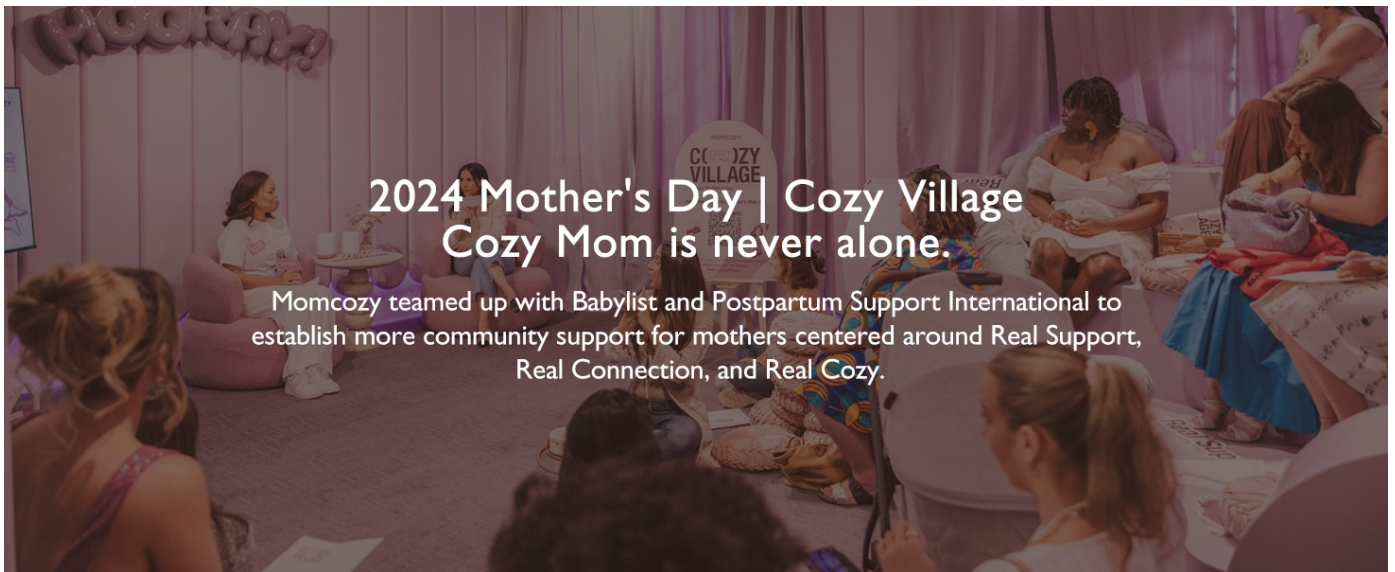
Olympian Nada Hafez Joins Momcozy as First Brand Ambassador

Seven months pregnant and competing at the 2024 Paris Olympics, Nada Hafez proved motherhood fuels inspiration. Momcozy proudly welcomes her as our ambassador to embrace challenges and celebrate moms everywhere.

Momcozy
Brand Ambassador:
Nada Hafez



Detailed explanation of the app-controlled Milk Boost and Milk Relief specialist modes.



Visual representation of the Stimulation, Expression, and Mixed pumping modes available on the Momcozy M9.

Mobile Flow

Enjoy a Smart Pumping Life



Screenshots of the Momcozy app showing milk volume tracking and personal alerts and notifications.

Connecting to the App:



Step-by-step guide on how to download and connect the Momcozy app to the breast pump. Download on the [App Store](#) or [Google Play](#).

Official Momcozy video demonstrating the assembly and basic functions of the M9 Mobile Flow breast pump.

CLEANING AND CARE

Proper cleaning is essential for hygiene and pump longevity.



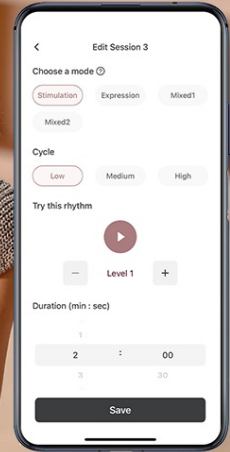
Diagram showing the four main parts of the Momcozy M9 breast pump that require cleaning: Flange, Diaphragm, Valve, and Milk Collector.

Disassemble all parts that come into contact with milk. Wash with warm soapy water and rinse thoroughly. Sterilize regularly according to manufacturer guidelines.



Optimal Pumping Rhythm

Select from 4 pumping modes (Stimulation, Expression, Mixed1, Mixed2), adjust with 15 suction levels and 3 cycle speeds (Low, Medium, High) to craft your own rhythm for optimal output and comfort.



Woman storing milk in Tritan bowls in a refrigerator, emphasizing easy storage without immediate transfer.

TROUBLESHOOTING

Issue	Possible Cause	Solution
Low Suction	Improper assembly, damaged parts, low battery.	Ensure all parts are correctly assembled and sealed. Check for cracks or tears in silicone parts. Charge the pump fully.
Leaking	Incorrect flange size, improper assembly, overfilling.	Ensure correct flange size for your nipple. Verify all connections are secure. Do not overfill the milk collector.
App Connectivity Issues	Bluetooth off, app outdated, pump not paired.	Ensure Bluetooth is enabled on your phone. Update the Momcozy app to the latest version. Re-pair the pump via the app's device management.

PRODUCT SPECIFICATIONS

Feature	Detail
Product Dimensions	6.22 x 7.6 x 10.94 inches; 3.81 Pounds
Item Model Number	BP223
Manufacturer	Momcozy
Brand	Momcozy
UPC	810123509775
Battery Life	One charge for One day (150 Minutes of Usage / 6 Sessions Per Charge)
Suction Levels	15 levels

Feature	Detail
Modes	3 Regular Modes (Stimulation, Expression, Mixed), Personalized Modes, 2 Specialist Modes (Milk Relief, Milk Boost)
Noise Level	<42dB

WARRANTY AND SUPPORT

For warranty information, please refer to the documentation included in your product packaging or visit the official Momcozy website.

For customer support, technical assistance, or to purchase replacement parts, please contact Momcozy customer service through their official channels.

Important Note: Statements regarding dietary supplements have not been evaluated by the FDA and are not intended to diagnose, treat, cure, or prevent any disease or health condition.