

Manuals+

[Q & A](#) | [Deep Search](#) | [Upload](#)

manuals.plus /

- › [Palladio](#) /
- › [Palladio Under Eye Brightener \(Soft Pink\) - Instruction Manual](#)

Palladio UEB01

Palladio Under Eye Brightener (Soft Pink) - Instruction Manual

Model: UEB01 | Brand: Palladio

PRODUCT OVERVIEW

The Palladio Under Eye Brightener is a cosmetic product designed to brighten and awaken the under-eye area. This formula combines skincare benefits with makeup, aiming to reduce the appearance of dark circles and puffiness for a refreshed look. It is infused with beneficial ingredients such as caffeine, peptides, and Vitamin E.

This product is part of Palladio's botanical and vitamin-infused cosmetics line, committed to being 100% Paraben and Cruelty-free, and Leaping Bunny certified.

INGREDIENTS

The Palladio Under Eye Brightener contains the following ingredients:

- Triethylhexanoin, Dimethicone, Bis-Diglyceryl Polyacyladipate-2, Diisostearyl Malate, Isononyl Isononanoate, Ethylhexyl Palmitate, Microcrystalline Wax (Cera Microcristallina, Cire Microcristalline), Dimethicone/Vinyl Dimethicone Crosspolymer, Synthetic Wax, Silica, Silica Dimethyl Silylate; Aluminum Hydroxide, Water (Aqua, Eau), Biotin, Caffeine, Chlorhexidine Digluconate, Chrysin, Citric Acid, Cyclodextrin, Ethylhexylglycerin, Glycerin, N-Hydroxysuccinimide, Palmitoyl Tripeptide-1, Palmitoyl Tetrapeptide-7, Phenoxyethanol, Potassium Sorbate, Sodium Citrate, Steareth-20, Tocopheryl Acetate, Iron Oxides (CI 77491), Titanium Dioxide (CI 77891).

Key active ingredients include **Caffeine** (reduces puffiness, constricts blood vessels, brightens dark circles), **Peptides** (reduces wrinkles, boosts collagen), and **Vitamin E** (hydrates, nourishes, reduces puffiness).



Detailed ingredient list as printed on the product packaging.

APPLICATION INSTRUCTIONS

Follow these steps for optimal application of your Palladio Under Eye Brightener:

1. **Preparation:** Ensure your under-eye area is clean and moisturized.
2. **Application:** Apply a small amount of the Under Eye Brightener under your eyes. Focus on areas with dark circles or where a lift is desired. You can use a fingertip or a brush for application.
3. **Blending:** Gently blend the product into your skin using your fingers or a brush until smooth. The warmth from your fingers can help melt the product for seamless blending.
4. **Layering (Optional):** If additional coverage is needed, apply your preferred concealer on top of the brightener.
5. **Setting (Optional):** For a longer-lasting, crease-free finish, set the area with a light dusting of powder.

The brightener is designed to be lightweight and smooth, providing a natural, awakened look without caking.



Visual comparison showing the brightening effect on the under-eye area.



Illustrated guide demonstrating the application process: warm with fingers, blend, and brighten.

Application Tips:

- For a smooth, crease-free finish, start by prepping the under-eye area.
- Apply in light layers; you can build up coverage if needed.
- Blending with fingers can help the product melt into the skin due to body heat.


PRODUCT FEATURES & BENEFITS

- **Brightening:** Specifically formulated to brighten and awaken the under-eye area.
- **Dark Circle Reduction:** Helps diminish the appearance of dark circles.
- **Puffiness Reduction:** Infused with caffeine to help detoxify and reduce under-eye bags.
- **Nourishing Ingredients:** Contains peptides to reduce wrinkles and boost collagen, and Vitamin E for hydration and nourishment.


- **Smooth Application:** Creamy texture ensures easy blending and a natural finish.
- **Clean Beauty:** 100% Paraben and Cruelty-free, Leaping Bunny certified.

How to use


Before




Warm with fingers



Blend



Brighten up




PRO TIP: For a smooth, crease-free finish, start by prepping the under-eye area and apply the Under Eye Brightener in light layers. If you want more coverage, layer your favorite concealer on top. Blend well and set with a powder of your choice.

Visual representation of the product's benefits for the under-eye area.


AVAILABLE SHADES


The Palladio Under Eye Brightener is available in three shades to suit various skin tones:


- **Soft Pink (UEB01):** Ideal for Light to Medium skin tones.
- **Medium Nude (UEB02):** Suitable for Medium to Tan skin tones.
- **Golden Tan (UEB03):** Best for Tan to Rich skin tones.




Created with Kindness


CRUELTY-FREE


PARABEN FREE


VEGAN


GLUTEN FREE

Shade guide to help select the best match for your complexion.

PRODUCT SPECIFICATIONS

Specification	Detail
Brand	Palladio
Model Number	UEB01
UPC	024057221379
Product Dimensions	0.66 x 2.2 x 2.2 inches

Item Weight	1.41 ounces
Item Form	Cream
Color	Soft Pink
Skin Type	All, Combination, Dry, Normal, Oily, Sensitive
Material Type Free	Paraben Free
Manufacturer	Palladio Beauty Group

STORAGE AND CARE

To maintain the quality and efficacy of your Under Eye Brightener:

- Store in a cool, dry place away from direct sunlight.
- Keep the compact tightly closed when not in use to prevent drying out.
- Avoid extreme temperatures.
- For hygienic reasons, clean any application tools regularly.

TROUBLESHOOTING COMMON ISSUES

- **Product appears cakey or settles into fine lines:** Ensure your under-eye area is well-moisturized before application. Apply a very thin layer of brightener and blend thoroughly. Setting with a minimal amount of translucent powder can also help.
- **Not enough brightening effect:** Apply a slightly thicker layer or consider layering with a concealer after the brightener. Ensure you are using the correct shade for your skin tone.
- **Product feels too thick:** Warm a small amount of product on the back of your hand or with your fingertips before applying to improve spreadability.

OFFICIAL PRODUCT VIDEOS

Palladio Under Eye Brightener Application

Your browser does not support the video tag.

This video demonstrates the application of the Palladio Under Eye Brightener, showing how it instantly brightens the under-eye area for a more awake look. The user applies the product with a brush.

Dark Circle Eraser Demonstration

Your browser does not support the video tag.

A user demonstrates the effectiveness of the brightener in reducing the appearance of dark circles, highlighting the immediate brightening effect.

Benefits of Key Ingredients in Under Eye Brightener

Your browser does not support the video tag.

This video explains the benefits of caffeine, Vitamin E, and peptides in the under-eye brightener for reducing puffiness and dark circles.

Before and After: Palladio Under Eye Brightener

Your browser does not support the video tag.

A detailed before and after comparison showcasing the transformative effects of the Palladio Under Eye Brightener.

© 2026 Palladio Beauty Group. All rights reserved.

For further assistance, please visit the [Palladio Store on Amazon](#).