

Taylor 5316491

Taylor Digital Glass Bathroom Scale Instruction Manual

Model: 5316491

INTRODUCTION

This manual provides instructions for the proper setup, operation, maintenance, and troubleshooting of your Taylor Digital Glass Bathroom Scale, Model 5316491. Please read this manual thoroughly before using the scale to ensure accurate measurements and safe operation.

IMPORTANT SAFETY INFORMATION

- Always place the scale on a hard, flat surface. Carpeting or uneven floors can affect accuracy.
- The scale platform is made of glass. Ensure it is dry before stepping on to prevent slipping.
- Do not jump on the scale.
- Do not immerse the scale in water. Clean with a damp cloth.
- This scale is for personal use only and is not intended for commercial or medical purposes.
- Keep batteries out of reach of children.

PACKAGE CONTENTS

Your package should contain the following items:

- 1 x Taylor Digital Glass Bathroom Scale (Model 5316491)
- 3 x AAA Batteries

SETUP

1. Install Batteries:

Locate the battery compartment on the underside of the scale. Open the compartment cover and insert the 3 AAA batteries, ensuring correct polarity (+/-). Close the cover securely.



Image: Underside view of the scale, highlighting the battery compartment. The compartment is typically located at the top center of the scale's base.

2. **Placement:**

Place the scale on a hard, flat, and stable surface. Avoid carpets, rugs, or uneven flooring, as these can affect measurement accuracy.

OPERATION

Taking a Measurement

1. **Step On:**

Gently step onto the center of the scale platform with bare feet. The scale will automatically turn on and begin measuring.



Image: A person's bare feet are shown stepping onto the tinted glass platform of the Taylor Digital Bathroom Scale. The scale's LED display is visible, showing a weight reading.

2. **Stand Still:**

Stand still on the scale until your weight is displayed and stabilizes on the vanishing 1.3" LED screen.



Image: The Taylor Digital Glass Bathroom Scale with a weight reading of "134.6" displayed on its vanishing LED screen. The scale features a tinted glass platform and brushed stainless steel accents.

3. **Read Measurement:**

Your weight will be displayed in 0.2 lb increments. The scale will automatically turn off after a few seconds to conserve battery life.

Unit Conversion (Pounds/Kilograms)

The unit conversion switch is located on the underside of the scale, near the battery compartment. To change the unit of measurement:

1. Turn the scale over to access the underside.
2. Locate the small switch labeled "lb/kg" or similar.
3. Slide the switch to your desired unit (pounds or kilograms).
4. Flip the scale back over and step on to confirm the new unit is displayed.

CARE AND MAINTENANCE

- **Cleaning:** Wipe the scale platform with a damp cloth and mild detergent if necessary. Do not use abrasive cleaners or immerse the scale in water.
- **Storage:** Store the scale in a cool, dry place. Avoid extreme temperatures.
- **Battery Replacement:** If the display shows "Lo" or becomes dim, replace all three AAA batteries.

TROUBLESHOOTING

Problem	Solution
"Lo" or "Err" displayed	Replace batteries. Ensure batteries are inserted with correct polarity.
Inaccurate readings	Ensure the scale is on a hard, flat surface. Step onto the scale gently and stand still. Ensure the scale platform is clean and dry. Recalibrate by stepping off, waiting for it to turn off, then stepping on again.
Scale does not turn on	Check battery installation and replace if necessary.

SPECIFICATIONS

- **Model:** 5316491
- **Capacity:** 440 lbs (200 kg)
- **Graduation:** 0.2 lbs (0.1 kg)
- **Platform Material:** Tinted Glass with Brushed Stainless Steel Accents
- **Display:** Vanishing 1.3" LED
- **Power:** 3 x AAA Batteries (included)
- **Platform Dimensions:** 12.2" x 12.2"

WARRANTY AND SUPPORT

This Taylor Digital Glass Bathroom Scale comes with a **5-year limited warranty**. For warranty claims or technical support, please refer to the contact information provided with your purchase or visit the official Taylor website.

Manufacturer: SYRB9

Brand: Taylor

ADDITIONAL RESOURCES

For more information about Taylor products, you may visit the official Taylor store:

[Taylor Official Store on Amazon](#)







Product Video

Watch this video for an overview of Taylor's commitment to precision and quality in their measurement products.

Your browser does not support the video tag.

Video: A promotional video showcasing various Taylor measurement products, including scales and thermometers, emphasizing precision, innovative designs, and quality craftsmanship. The video highlights the brand's long history in measurement.

Related Documents - 5316491

	<p>Taylor 5721F Body Composition Scale: User Manual and Specifications</p> <p>Comprehensive guide for the Taylor 5721F Body Composition Scale, covering setup, usage, features, maintenance, troubleshooting, and product specifications. Learn how to measure body fat, body water, and BMI.</p>
	<p>Taylor Body Fat Analyzer and Scale 5743 Instruction Manual</p> <p>Comprehensive user manual for the Taylor Body Fat Analyzer and Scale (Model 5743). Learn how to use Bioelectrical Impedance Analysis (BIA) technology, set up your scale, take readings, understand results, and find troubleshooting tips and warranty information.</p>
	<p>Taylor 5324506KHL Body Composition Smart Scale with Bluetooth® - User Manual & Warranty</p> <p>Comprehensive guide for the Taylor 5324506KHL Body Composition Smart Scale. Learn how to set up, use, and troubleshoot your scale, connect with the AFit Health app, and understand its features and warranty.</p>
	<p>Taylor 5721F Body Composition Scale Quick Use Guide</p> <p>A quick guide for setting up and using the Taylor 5721F Body Composition Scale, including user profile setup and measurement instructions.</p>
	<p>Taylor Body Fat Scale Quick Use Guide and FAQs</p> <p>Quick use guide and frequently asked questions for the Taylor Body Fat Scale (models 5593, 5594). Covers setup, weight-only operation, body fat/water analysis, and memory functions.</p>
	<p>Taylor 5790F Body Composition Scale Quick Use Guide</p> <p>Concise guide to operating the Taylor 5790F Body Composition Scale, covering setup, personal data entry, and understanding results for body fat, body water, muscle mass, and BMI. Includes customer service information.</p>