

[manuals.plus](#) /

› [HyperGear](#) /

› [HyperGear Flip 2-in-1 Headphones + Speaker \(Model 16181\) User Manual](#)

HyperGear 16181

HyperGear Flip 2-in-1 Headphones + Speaker User Manual

Model: 16181

1. INTRODUCTION

Welcome to the HyperGear Flip 2-in-1 Headphones + Speaker user manual. This guide provides detailed instructions to help you get the most out of your device, which combines the functionality of over-ear headphones with a portable speaker. Featuring Bluetooth 5.0 connectivity and 40mm audio drivers, this device is designed for versatile audio experiences.



This image displays the HyperGear Flip 2-in-1 Headphones in their black finish, illustrating both the over-ear configuration for listening and the compact, folded state for portability.

2. PACKAGE CONTENTS

Please check the box for the following items:

- HyperGear Flip 2-in-1 Headphones + Speaker
- USB-C Charging Cable
- User Manual (this document)

3. PRODUCT OVERVIEW

The HyperGear Flip 2-in-1 device features an adjustable headband, comfortable memory foam ear cups, and

intuitive on-ear controls. The unique design allows the ear cups to flip outwards, transforming the headphones into a portable speaker.



HYPERGEAR

ENGINEERED FOR EVERY MOOD

-  **FLIP MODE:
HEADPHONES + SPEAKER**
-  **3 EQ MODES: CLASSIC,
VOICEBOOST, BASSBOOST**
-  **HD STEREO WITH
40MM DRIVERS**
-  **NOISE-ISOLATING MEMORY
FOAM EAR CUPS**
-  **ADJUSTABLE HEADBAND
FOR A CUSTOM FIT**

A visual representation of the HyperGear Flip 2-in-1 Headphones' main features, including its dual headphone and speaker functionality, multiple equalization modes, high-definition 40mm audio drivers, comfortable noise-isolating memory foam ear cups, and an adjustable headband for a customized fit.

On-Ear Controls

The right earcup houses the primary controls for power, volume, track navigation, and EQ mode selection.

LONG BATTERY LIFE

HEADPHONE MODE

10H
PLAYING TIME

SPEAKER MODE

4H
PLAYING TIME

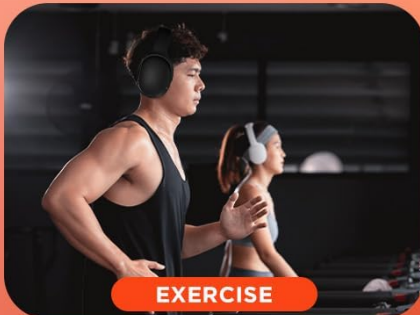
**ON-EAR
CONTROLS**



**3 EQ
MODES**




BUILT FOR



EXERCISE



PARTIES



TRAVEL

This graphic illustrates the battery performance of the HyperGear headphones, indicating 10 hours of playtime in headphone mode and 4 hours in speaker mode. It also highlights the location of the on-ear controls and the availability of three distinct EQ modes.

4. SETUP

4.1 Charging the Device

1. Connect the provided USB-C charging cable to the charging port on the headphones.
2. Connect the other end of the cable to a USB power adapter (not included) or a computer's USB port.
3. The LED indicator will show charging status. A full charge typically takes approximately 2 hours.

4.2 Powering On/Off

- **To Power On:** Press and hold the Power button until the LED indicator lights up.
- **To Power Off:** Press and hold the Power button until the LED indicator turns off.

4.3 Bluetooth Pairing

The HyperGear Flip 2-in-1 Headphones use Bluetooth 5.0 for a stable wireless connection up to 10.06 meters (33 feet).

1. Ensure the headphones are powered off.
2. Press and hold the Power button for approximately 5 seconds until the LED indicator flashes blue and red, indicating pairing mode.
3. On your device (smartphone, tablet, computer), enable Bluetooth and search for available devices.
4. Select "HyperGear Flip" from the list of found devices.
5. Once connected, the LED indicator will show a solid blue light.
6. The headphones will automatically reconnect to the last paired device when powered on, if within range.

Easy to Set Up ↻ Easier to Use

Upgraded with Bluetooth 5.3 technology for a fast and reliably skip-free connection with any device



Quick
Pairing

33^{ft}

Connection
Range



Automatic
Reconnection



Universal
Compatibility

4 Audio Modes



Wireless
Streaming



3.5mm
Aux



microSD
Card



Built-In
FM Radio

This image highlights the user-friendly aspects of the HyperGear headphones, detailing its Bluetooth 5.0 technology for quick pairing, a 33-foot connection range, automatic reconnection feature, and universal compatibility with various devices. It also lists the four available audio input modes: wireless streaming, 3.5mm auxiliary, microSD card, and built-in FM radio.

5. OPERATING INSTRUCTIONS

5.1 Switching Between Headphone and Speaker Mode

The HyperGear Flip offers two distinct audio modes:

- **Headphone Mode:** For private listening, ensure the ear cups are folded inwards, covering your ears. This mode provides immersive HD sound with up to 10 hours of playtime.
- **Speaker Mode:** To share your music, flip the ear cups outwards. The device will project powerful stereo sound, offering up to 4 hours of playtime.

YOUR MUSIC, TWO WAYS



**FLIP IN FOR
HEADPHONE MODE**
Private listening with
immersive HD sound



10H
PLAYING TIME



**FLIP OUT FOR
SPEAKER MODE**
Share your music
in powerful stereo



4H
PLAYING TIME

This visual demonstrates the dual functionality of the HyperGear headphones. The top image shows a woman wearing the headphones for private listening, while the bottom image shows a man with the earcups flipped out, utilizing the device as a portable speaker to share music.

5.2 On-Ear Control Functions

Button/Action	Function
Power Button (Press & Hold)	Power On/Off

Button/Action	Function
Power Button (Short Press)	Play/Pause music, Answer/End calls
Volume + / Next Track	Short press for Volume Up, Long press for Next Track
Volume - / Previous Track	Short press for Volume Down, Long press for Previous Track
EQ Button	Cycle through EQ Modes (Classic, Voiceboost, Bassboost)

5.3 EQ Modes

Customize your audio experience with three distinct Equalizer (EQ) modes:

- **Classic:** Provides pure, balanced sound suitable for most music genres.
- **Voiceboost:** Enhances crisp, clear vocals with added detail, ideal for podcasts or audiobooks.
- **Bassboost:** Delivers deep, thumping bass for a more impactful listening experience.



A detailed view of the headphone earcup, focusing on the 'EQ' button. Text descriptions explain the three available sound modes:

'Classic' for balanced audio, 'Voiceboost' for clear vocals, and 'Bassboost' for enhanced low frequencies.

5.4 Additional Audio Modes

Beyond Bluetooth, the headphones support other audio input methods:

- **3.5mm Aux:** Connect via a 3.5mm audio cable (not included) for wired listening.
- **MicroSD Card:** Insert a microSD card with audio files for direct playback.
- **Built-In FM Radio:** Tune into FM radio stations directly from the device.

6. MAINTENANCE

6.1 Cleaning

- Wipe the headphones with a soft, dry cloth.
- Do not use abrasive cleaners, alcohol, or chemical solvents.
- Keep the charging port free of dust and debris.

6.2 Storage

- Store the headphones in a cool, dry place away from direct sunlight and extreme temperatures.
- When not in use, fold the ear cups for compact storage.

6.3 Battery Care

- To prolong battery life, avoid fully discharging the battery frequently.
- Charge the device regularly, even if not in frequent use.

7. TROUBLESHOOTING

Problem	Possible Solution
Device does not power on	Ensure the battery is charged. Connect to a power source using the USB-C cable.
Cannot pair via Bluetooth	Ensure the headphones are in pairing mode (flashing blue/red LED). Turn off and on Bluetooth on your device. Move closer to the headphones.
No sound in headphone mode	Check volume levels on both the headphones and your connected device. Ensure ear cups are properly positioned over ears.
No sound in speaker mode	Ensure ear cups are fully flipped outwards. Check volume levels.
Poor audio quality	Move closer to your connected device to reduce interference. Ensure no physical obstructions are blocking the signal.
Battery drains quickly	Ensure the device is fully charged before use. Speaker mode consumes more power than headphone mode.

8. SPECIFICATIONS

Feature	Detail
Model Name	HyperGear Flip 2-in-1 Headphones + Speaker
Model Number	16181
Connectivity Technology	Wireless (Bluetooth 5.0)
Bluetooth Range	10.06 Meters (33 feet)
Audio Driver Size	40mm
Frequency Range	20Hz - 20,000Hz
Control Method	Push Button
Earpiece Shape	Over-Ear
Noise Control	Sound Isolation
Headphone Playtime	Up to 10 hours
Speaker Playtime	Up to 4 hours
Charging Time	Approx. 2 hours
Charging Port	USB-C
Item Weight	16 ounces (0.45 Kilograms)
Product Dimensions	7.88 x 10.24 x 3.55 inches
Water Resistance Level	Not Water Resistant
Compatible Devices	Phones, Tablets, Computers, Gaming Consoles, Desktops, Laptops
UPC	633755161803

9. WARRANTY AND SUPPORT

9.1 Warranty Information

HyperGear products are designed for durability and performance. This product is covered by a limited manufacturer's warranty against defects in materials and workmanship under normal use. Please refer to the warranty card included with your purchase or visit the official HyperGear website for specific warranty terms and conditions.






9.2 Customer Support

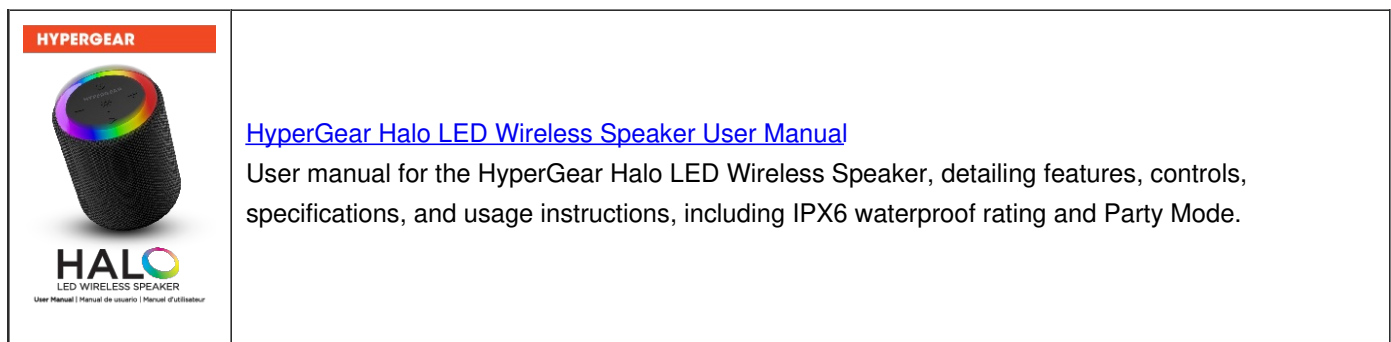
For technical assistance, troubleshooting, or warranty claims, please contact HyperGear customer support:

- **Website:** www.hypergear.com (Please check the official website for the most current contact information)
- **Email:** support@hypergear.com (Example, please verify on official website)
- **Phone:** (Example, please verify on official website)



Related Documents - 16181

	<p>HyperGear Wireless Earbuds and Headphones User Manual</p> <p>Comprehensive user manual for HyperGear wireless earbuds and on-ear headphones, covering setup, operation, troubleshooting, and safety information.</p>
	<p>HyperGear VIBE Wireless Headphones User Manual and Guide</p> <p>Comprehensive user manual for HyperGear VIBE Wireless Headphones, covering specifications, charging, Bluetooth pairing, AUX playback, button functions, and important safety guidelines.</p>
	<p>HyperGear Wireless Audio Essentials Duo Speaker + Headphones User Manual</p> <p>User manual for the HyperGear Wireless Audio Essentials Duo, a light-up speaker and headphone combo. Includes setup, operation, controls, specifications, and safety information.</p>
	<p>HyperGear Vibe Wireless Headphones User Manual</p> <p>User manual for the HyperGear Vibe Wireless Headphones, covering specifications, charging, pairing, usage via AUX, functions, and important safety instructions.</p>
	<p>Hypergear Stealth ANC Wireless Headphones User Manual</p> <p>User manual for the Hypergear Stealth ANC Wireless Headphones, covering specifications, getting started, functions, notes, and safety information.</p>



Documents - HyperGear – 16181



[\[pdf\]](#) Specifications

16180 81 HYG SellSheet HyperGear Flip 2 in 1 Over Ear Bluetooth Headphones with Microphone and Speaker Mode White at Tractor Supply Co6003192 Bro1media tractorsupply is content

TractorSupplyCompany tsc product 6 00 31 92 6003192 Bro1 |||

AN AMERICAN BRAND 2-IN-1 WIRELESS HEADPHONES SPEAKER 2 ways 2 play.
With the Flip 2-in-1 Wireless ... AYS 2 PLAY SOLO MUSIC SHARE MUSIC
HEADPHONE MODE SPEAKER MODE FLIP IN FLIP OUT Item No. 16180 **16181**
#PowerToPlay UPC 633755161803 633755**161810** myhypergear Units per Carton
Inner Master 6 2...

lang:en score:20 filesize: 710.28 K page_count: 1 document date: 2025-04-07



[\[pdf\]](#) Specifications Accessories

16180 81 HYG SellSheet NOMSRP hypercel Sell Sheet No MSRP 30 years three brands creating thoughtfully designed advanced mobile accessories for top retailers globally Wholesale Cell Phone

Accessories iPhone 16 15 14 Samsung Galaxy S24 Hypercel |||

AN AMERICAN BRAND 2-IN-1 WIRELESS HEADPHONES SPEAKER 2 ways 2 play.
With the Flip 2-in-1 Wireless ... AYS 2 PLAY SOLO MUSIC SHARE MUSIC
HEADPHONE MODE SPEAKER MODE FLIP IN FLIP OUT Item No. 16180 **16181**
#PowerToPlay UPC 633755161803 633755**161810** myhypergear Units per Carton
Inner Master 6 2...

lang:en score:16 filesize: 710.18 K page_count: 1 document date: 2024-10-30



[\[pdf\]](#) Specifications Accessories

16180 81 HYG SellSheet hypercel Sell Sheet 30 years three brands creating thoughtfully designed advanced mobile accessories for top retailers globally Wholesale Cell Phone Accessories iPhone 16 15

14 Samsung Galaxy S24 Hypercel |||

AN AMERICAN BRAND 2-IN-1 WIRELESS HEADPHONES SPEAKER 2 ways 2 play.
With the Flip 2-in-1 Wireless ...AYS 2 PLAY SOLO MUSIC SHARE MUSIC
HEADPHONE MODE SPEAKER MODE FLIP IN FLIP OUT Item No. 16180 **16181**
#PowerToPlay UPC 633755161803 633755**161810** myhypergear Units per Carton
Inner Master 6 2...

lang:en score:16 filesize: 710.53 K page_count: 1 document date: 2024-10-30