

IGLOO 97000133147

# IGLOO 24L 12V Electric Cooler Instruction Manual

Model: 97000133147 | Brand: IGLOO

## INTRODUCTION

Thank you for choosing the IGLOO 24L 12V Electric Cooler. This manual provides essential information for the safe and efficient operation, maintenance, and troubleshooting of your new electric cooler. Please read this manual thoroughly before first use and retain it for future reference.

This electric cooler is designed to keep your food and beverages cool, making it ideal for car trips, camping, picnics, and other outdoor activities. Its compact design and 12V power compatibility ensure convenience and portability.

## SAFETY INFORMATION

Always observe the following safety precautions to prevent injury or damage to the product.

- Ensure the power source matches the cooler's requirements (12V DC). Connecting to an incorrect voltage may damage the unit.
- Do not immerse the cooler or its electrical components in water or other liquids.
- Keep ventilation openings clear. Blocked vents can lead to overheating and reduced cooling efficiency.
- Do not use the cooler if the power cord or plug is damaged. Contact qualified service personnel for repairs.
- Avoid placing hot items directly into the cooler, as this can reduce cooling performance and potentially damage the interior.
- Unplug the cooler from the power source when not in use or before cleaning.
- This appliance is not intended for use by persons (including children) with reduced physical, sensory or mental capabilities, or lack of experience and knowledge, unless they have been given supervision or instruction concerning use of the appliance by a person responsible for their safety.

## PACKAGE CONTENTS

Verify that all items are present in the package:

- IGLOO 24L 12V Electric Cooler
- 12V DC Connection Cable (Car Cigarette Lighter Plug)
- Instruction Manual



The 12V connection cable is conveniently stored within a compartment in the cooler's lid.

## SETUP

---

1. **Unpacking:** Carefully remove the cooler and all accessories from the packaging. Retain packaging for future storage or transport.
2. **Initial Cleaning:** Before first use, wipe the interior and exterior of the cooler with a damp cloth and mild detergent. Rinse thoroughly and dry completely.
3. **Power Connection:** Locate the 12V DC power cable stored in the lid compartment. Plug the cable into the cooler's power input port.
4. **Vehicle Connection:** Insert the 12V cigarette lighter plug into your vehicle's 12V power outlet. Ensure a secure connection.
5. **Pre-cooling (Optional but Recommended):** For optimal performance, pre-cool the cooler for at least 30 minutes before placing items inside.



The IGLOO 24L Electric Cooler with its lid open, revealing the spacious interior and the sturdy handle that doubles as a lid support.

## OPERATING INSTRUCTIONS

- **Loading the Cooler:** Place pre-chilled food and beverages inside the cooler for best results. The 24-liter capacity provides ample space for various items.
- **Lid Closure:** Ensure the lid is securely closed to maintain optimal cooling performance. The handle can be positioned to prop the lid open for easy access.
- **Continuous Operation:** The cooler is designed for continuous operation when connected to a 12V power source. There is no on/off switch; it operates as long as it receives power.
- **Cooling Performance:** The cooler cools items to approximately 16-20°C (28-36°F) below the ambient temperature. Performance may vary based on ambient temperature and how frequently the lid is opened.



The IGLOO 24L Electric Cooler, demonstrating its capacity when filled with various beverages and food containers.



A closer view of the cooler's interior, showing how drinks and fresh produce can be neatly stored.

MAINTENANCE

- **Cleaning:** Regularly clean the interior and exterior with a damp cloth and mild, non-abrasive detergent. Do not use harsh chemicals or abrasive cleaners.
- **Drying:** Ensure the cooler is completely dry before storing to prevent mold or mildew growth.
- **Ventilation:** Periodically check and clean the ventilation grilles to ensure proper airflow and prevent dust buildup.
- **Storage:** When not in use, store the cooler in a cool, dry place, away from direct sunlight and extreme temperatures. Leave the lid slightly ajar to allow air circulation and prevent odors.

TROUBLESHOOTING

Problem	Possible Cause	Solution
Cooler not cooling	No power connection; blocked ventilation; ambient temperature too high; lid not sealed properly.	Check 12V connection; ensure vents are clear; move to a cooler environment; ensure lid is closed tightly.
Excessive noise	Fan obstruction; normal operation sound.	Check for debris near the fan; a slight fan noise is normal for electric coolers.
Condensation inside	High humidity; frequent lid opening.	This is normal. Wipe dry periodically. Minimize lid opening.

SPECIFICATIONS

Feature	Detail
Brand	IGLOO
Model Number	97000133147
Color	Grey
Capacity	24 Liters
Power Source	12V DC (Car)
Material	Plastic
Insulation Type	Polyurethane Foam
Dimensions (L x W x H)	29.6 x 39.6 x 39.5 cm
Weight	3.7 Kilograms
Special Features	Insulated, Lightweight, Portable, Odor Resistant, Spacious


## WARRANTY AND SUPPORT

IGLOO products are manufactured to high-quality standards. For information regarding warranty coverage, technical support, or service inquiries, please refer to the official IGLOO website or contact their customer service department. Keep your purchase receipt as proof of purchase for any warranty claims. For further assistance, you may visit the [IGLOO Brand Store on Amazon](#).






© 2025 IGLOO. All rights reserved.  
This manual is for informational purposes only. Product specifications are subject to change without notice.

## Related Documents

	<p><a href="#">Igloo ICF Series Cool Boxes: Operating Manual</a></p> <p>Comprehensive operating manual for Igloo ICF series cool boxes, including models ICF18, ICF32, ICF40, ICF60, and ICF80DZ. Learn about features, operation, safety, and maintenance.</p>
---	---



	<p><a href="#">Igloo Product Warranty Policy and Service Information</a></p> <p>Comprehensive warranty policy for Igloo coolers, beverage jugs, water bottles, and accessories. Learn about warranty periods, terms, and how to obtain service.</p>
	<p><a href="#">Igloo IGLICEB33BK Automatic Ice Maker: User Manual and Recipes</a></p> <p>Comprehensive user manual for the Igloo IGLICEB33BK Automatic Ice Maker, including operating instructions, safety precautions, helpful tips, cleaning, maintenance, and recipes.</p>
	<p><a href="#">IGLOO Portable Electronic Ice Maker ICE102-WHITE User Manual</a></p> <p>User manual for the IGLOO ICE102-WHITE Portable Electronic Ice Maker. This guide provides essential safety instructions, operating procedures, cleaning and maintenance tips, and troubleshooting advice.</p>