

## FLEXISPOT MT137

# FLEXISPOT MT137 32-inch Height Adjustable Standing Desk Converter User Manual

## INTRODUCTION

This manual provides instructions for the assembly, operation, and maintenance of your FLEXISPOT MT137 32-inch Height Adjustable Standing Desk Converter. This product is designed to transform your existing desk into an ergonomic sit-to-stand workstation, promoting a healthier work routine.

## SAFETY INFORMATION

- Always follow assembly instructions carefully.
- Do not exceed the weight limit of 33 lbs (15 kg) on the upper desktop.
- Do not exceed the weight limit of 6.6 lbs (3 kg) on the keyboard tray.
- Ensure the desk converter is placed on a stable, flat surface.
- Keep hands and fingers clear of moving parts during height adjustment.

## PACKAGE CONTENTS

- Pre-assembled Desk Converter Unit
- Keyboard Tray
- Mounting Screws for Keyboard Tray
- Instruction Manual (this document)

## SETUP AND ASSEMBLY

1. **Unpacking:** Carefully remove all components from the packaging.
2. **Keyboard Tray Attachment:** Position the keyboard tray beneath the main desktop. Align the pre-drilled holes on the keyboard tray with the mounting points on the converter's frame. Secure the keyboard tray using the provided screws.
3. **Placement:** Place the assembled desk converter on a stable, flat desk surface.



Figure 1: Fully assembled FLEXISPOT MT137 desk converter with monitors and laptop.

The desk converter is largely pre-assembled, requiring only the attachment of the keyboard tray for immediate use.

## OPERATING INSTRUCTIONS

1. **Adjusting Height:** To adjust the height, locate the adjustment lever on the side of the upper desktop.
2. **Raising the Desk:** Squeeze the lever and gently lift the desktop to your desired standing height. Release the lever to lock it in place. The gas spring mechanism assists in smooth elevation.
3. **Lowering the Desk:** Squeeze the lever and apply gentle downward pressure to lower the desktop to your desired sitting height. Release the lever to lock it in place.
4. **Weight Capacity:** The upper desktop supports up to 33 pounds (15 kg). The keyboard tray supports up to 6.6 pounds (3 kg). Do not exceed these limits.



Figure 2: Detail of the height adjustment lever and mechanism.





Figure 3: Desk converter in standing position, ready for use.

## FEATURES

- **Ergonomic Design:** Seamlessly transition between sitting and standing positions to promote a healthy work posture. The streamlined edges are designed to reduce wrist discomfort.
- **Spacious Two-Tier Workstation:** The upper desktop provides ample space for monitors or laptops, while the lower keyboard tray accommodates your keyboard and mouse. A U-shaped cutout on the upper deck allows for laptop placement directly on the tray, optimizing space.
- **Sturdy X-Frame Construction:** Built with a robust X-frame, ensuring stability and smooth, effortless height adjustments.
- **Versatile Height Range:** Offers a height adjustment range from 4.7 inches (12 cm) to 19.6 inches (50 cm), accommodating various user heights and work preferences.

# SPACIOUS TWO-TIER DESIGN

Offers large workspace with ergonomic upper tier and low tier




Figure 4: Spacious two-tier design for optimal workspace organization.



## STURDY X-FRAME DESIGN



Figure 5: Robust X-frame design for stability.

### MAINTENANCE

---

- **Cleaning:** Wipe surfaces with a soft, damp cloth. Avoid abrasive cleaners.
- **Inspection:** Periodically check all screws and connections to ensure they are secure.

### TROUBLESHOOTING

---

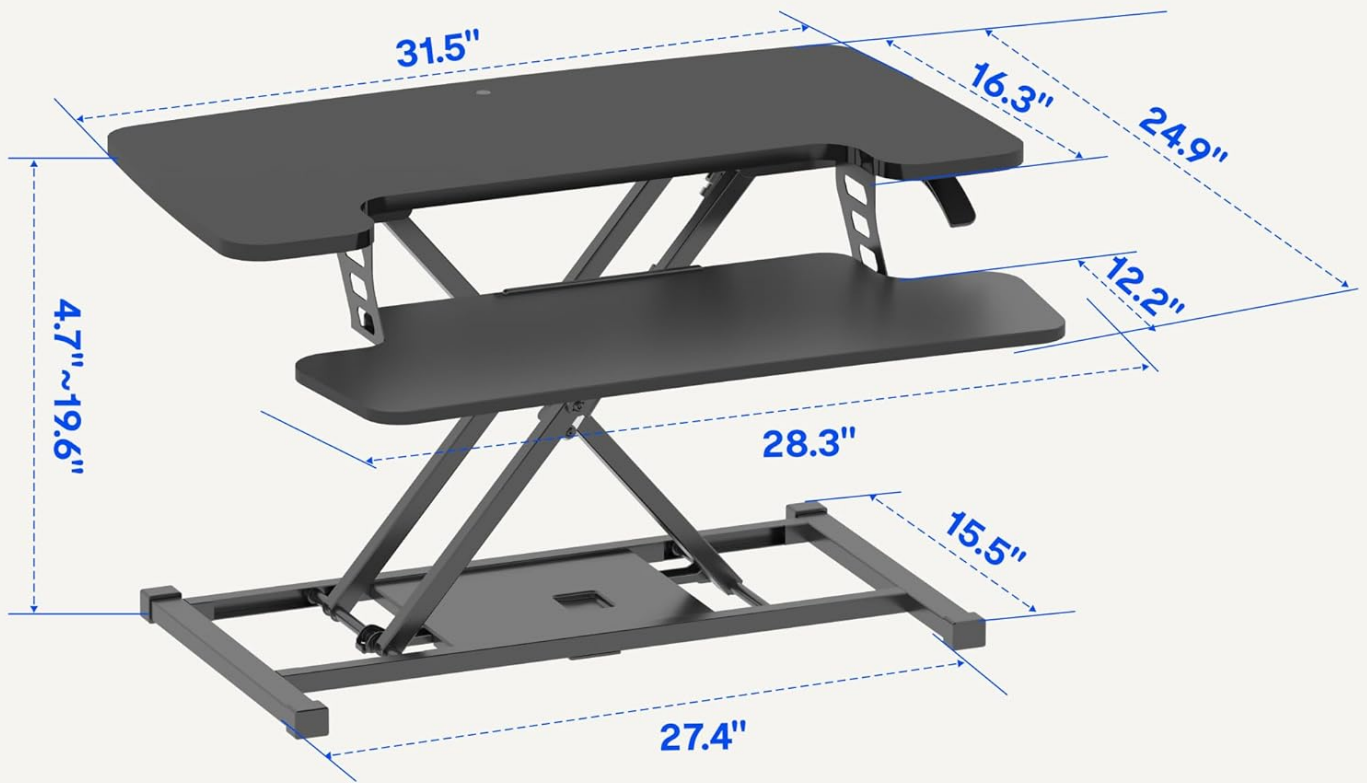
- **Difficulty Adjusting Height:** Ensure no objects are obstructing the lifting mechanism. Verify that the weight on the desk does not exceed the specified limits.
- **Wobbling:** Confirm the desk converter is placed on a flat, stable surface. Check all assembly screws for tightness.

### SPECIFICATIONS

---

Brand	FLEXISPOT
Model Name	MT137
Product Dimensions	24"D x 32"W x 19.7"H (61cm D x 81cm W x 50cm H)
Color	Black
Base Material	Metal
Top Material Type	Wood
Item Weight	24 Pounds (10.9 kg)
Maximum Upper Desktop Load	33 Pounds (15 kg)
Maximum Keyboard Tray Load	6.6 Pounds (3 kg)
Height Adjustment Range	4.7 inches (12 cm) to 19.6 inches (50 cm)
Assembly Required	Yes (Minimal)
Tools Recommended For Assembly	Screwdriver
UPC	810072862501

# DIMENSIONS



Desktop Load  
**33LBS**



Keyboard Tray Load  
**6.6LBS**




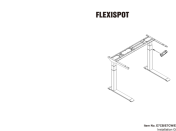


Figure 6: Product dimensions and load capacities.

## WARRANTY AND SUPPORT

**Warranty Type:** This product comes with a Full Warranty.

For further assistance, warranty claims, or technical support, please contact FLEXISPOT customer service. Refer to the official FLEXISPOT website for current contact details.



	<p><a href="#">FlexiSpot M1B/M1W Sit-Stand Desk Converter Installation Guide</a></p> <p>Step-by-step installation guide for the FlexiSpot M1B/M1W sit-stand desk converter, including specifications, parts list, safety warnings, and assembly instructions.</p>
	<p><a href="#">FlexiSpot M7L-US Computer Riser Installation Guide and Warranty</a></p> <p>Official installation guide and limited warranty information for the FlexiSpot M7L-US Sit-Stand Desktop Workstation. Learn how to assemble, use, and understand the warranty terms for your FlexiSpot computer riser.</p>
	<p><a href="#">FlexiSpot EM7L Motorized Computer Riser Installation Guide</a></p> <p>Comprehensive installation guide for the FlexiSpot EM7L Motorized Computer Riser. Features include specifications, parts list, step-by-step assembly instructions, troubleshooting tips, and limited warranty information.</p>
	<p><a href="#">FlexiSpot E7CB/E7CW/E7CS Height Adjustable Standing Desk Installation Guide</a></p> <p>Comprehensive installation guide for FlexiSpot E7CB, E7CW, and E7CS electric height adjustable standing desks. Includes specifications, parts list, step-by-step assembly instructions, operating instructions, troubleshooting, and limited warranty information.</p>
	<p><a href="#">FlexiSpot EG1S/EG1W/EG1B Series Height-Adjustable Desk: Installation Guide &amp; Limited Warranty</a></p> <p>Comprehensive installation guide and limited warranty details for FlexiSpot EG1S, EG1W, and EG1B series height-adjustable desks, covering setup, specifications, troubleshooting, and warranty coverage.</p>
	<p><a href="#">FlexiSpot E4B/E4W Electric Standing Desk User Manual</a></p> <p>Comprehensive user manual for the FlexiSpot E4B/E4W electric standing desk, covering specifications, assembly instructions, keypad operation, troubleshooting, and warranty information.</p>