

[Manuals.plus](#) /

› [Honeywell](#) /

› Honeywell HWT-H6 Sunturalux™ Eye-Caring LED Desk Lamp Instruction Manual

Honeywell HWT-H6

Honeywell HWT-H6 Sunturalux™ Eye-Caring LED Desk Lamp Instruction Manual

Model: HWT-H6

1. INTRODUCTION

Thank you for choosing the Honeywell HWT-H6 Sunturalux™ Eye-Caring LED Desk Lamp. This manual provides essential information for the safe and efficient use of your new desk lamp. Please read these instructions carefully before use and retain them for future reference.

The Honeywell HWT-H6 desk lamp is designed to provide versatile and comfortable lighting for various environments, including home offices, study areas, and bedrooms. It features advanced eye-caring technology, adjustable color temperatures, multiple brightness levels, and convenient touch controls.

2. PACKAGE CONTENTS

Ensure all items are present and in good condition upon opening the package:

- Honeywell HWT-H6 Desk Lamp (1 unit)
- Power Adapter (1 unit)
- User Manual (1 unit)

Honeywell | Smart Lighting

What's included in the Package?

- Desk Lamp*1
- Data Cable*1
- User Manual*1



Image: Package contents including the desk lamp, adapter, and user manual, with key dimensions highlighted.

3. SETUP INSTRUCTIONS

- 1. Unpack the Lamp:** Carefully remove the desk lamp and all accessories from the packaging.
- 2. Place the Lamp:** Position the lamp on a stable, flat surface. The sturdy metal base ensures stability.
- 3. Connect Power:** Insert the power adapter cable into the power port located at the back of the lamp base. Plug the adapter into a standard electrical outlet.
- 4. Adjust the Lamp:** Gently adjust the lamp arm and head to your desired position. The lamp features a foldable design and offers 180° movement both vertically and horizontally for optimal lighting.

ADJUSTABLE METAL SWINGARM DESK LAMP

Adjust the lamp to your preferred angle for optimal lighting.



Image: The Honeywell HWT-H6 desk lamp demonstrating its adjustable metal swingarm, allowing for various angles and positions.


4. OPERATING INSTRUCTIONS

The Honeywell HWT-H6 desk lamp features intuitive touch controls located on its base.



Image: A detailed view of the touch control panel on the lamp's base, showing icons for power, modes, brightness, timer, and auto-sensing.

4.1 Power On/Off

- Touch the **Power button**  on the base to turn the lamp on or off.

4.2 Adjusting Brightness





- **Slide Control:** Slide your finger along the brightness bar on the base to smoothly adjust between 7 brightness settings (15%, 30%, 45%, 60%, 75%, 90%, or 100%).
- **Tap Control:** Tap specific points on the brightness bar to jump to a desired brightness level.

4.3 Color Temperature Modes

The lamp offers three distinct color temperature modes:

- **Work Mode (White Light - 5000K):** Ideal for tasks requiring high concentration and clarity.
- **Leisure Mode (Natural Light - 4000K):** Suitable for general activities and comfortable ambiance.
- **Reading Mode (Warm Light - 3000K):** Provides a soft, warm glow, perfect for extended reading sessions.
- **Sleep Mode (Dim Warm Light):** A very dim, warm light setting for winding down before sleep.

To switch between modes, touch the respective icon on the lamp base:


- Work Mode: 
- Leisure Mode: 
- Reading Mode: 
- Sleep Mode: 

3 COLOR TEMPERATURE/DIMMABLE DESK LAMP FOR HOME OFFICE



Image: The lamp illustrating its three adjustable color temperatures (2700K, 4000K, 5000K) and the sliding brightness control.

4.4 Automatic Light Sensing

- Activate the **Auto Light Sensing** feature  to allow the lamp to automatically adjust its brightness based on the surrounding ambient light.

4.5 45-Minute Timer


- Press the **Timer button**  to activate a 45-minute countdown. The lamp will automatically turn off after 45 minutes.



Image: The lamp in a bedroom setting, illustrating the 45-minute timer feature for convenience before sleep.

5. EYE-CARING TECHNOLOGY (SUNTURALUX™)

The Honeywell HWT-H6 desk lamp incorporates Sunturalux™ eye-caring technology, featuring 108 full-spectrum LED beads. This technology is designed to closely mimic natural sunlight, providing a comfortable and healthy lighting experience.

- **High CRI (Color Rendering Index):** With a CRI ≥ 97 , the lamp accurately displays colors in vivid, true-to-life detail, surpassing most standard desk lamps.
- **RG0 Certification:** Ensures no blue light hazard, contributing to maximum eye comfort.
- **Double Anti-Glare Design:** Reduces eye strain and fatigue during prolonged use.

SUNTURALUX EYE-CARING DESK LAMP

The lamp is equipped with our proprietary Sunturalux® technology, featuring patented LED chips developed internally. Optimized to closely mimic natural sunlight



Image: Visual representation of Sunturalux™ technology and the benefits of high CRI for accurate color display.

6. MAINTENANCE

To ensure the longevity and optimal performance of your Honeywell HWT-H6 desk lamp, follow these simple maintenance guidelines:

- **Cleaning:** Disconnect the power before cleaning. Use a soft, dry cloth to wipe the lamp. Avoid abrasive cleaners, solvents, or harsh chemicals that may damage the finish.
- **Storage:** If storing the lamp for an extended period, ensure it is clean, dry, and stored in a safe place away from extreme temperatures and humidity.
- **LED Lifespan:** The integrated LED light source has a lifespan exceeding 30,000 hours and is not user-replaceable.

7. TROUBLESHOOTING

If you encounter any issues with your Honeywell HWT-H6 desk lamp, please refer to the following common troubleshooting steps:

- **Lamp Not Turning On:**

- Check if the power adapter is securely plugged into both the lamp and the electrical outlet.
- Ensure the electrical outlet is functioning correctly by testing it with another device.

- **Brightness/Color Temperature Not Adjusting:**

- Ensure your finger is making proper contact with the touch controls.
- If using Auto Light Sensing, try disabling it to manually adjust settings.

- **Flickering Light:**

- Check for loose connections in the power adapter.
- Ensure the lamp is not connected to a dimmer switch not designed for LED lighting.

If the issue persists after attempting these steps, please contact Honeywell customer support for assistance.

8. SPECIFICATIONS

Feature	Detail
Model Name	HWT-H6
Brand	Honeywell
Light Source Type	LED (108 Sunturalux full-spectrum LED beads)
Brightness	800 Lumens (Max)
Color Temperatures	3000K (Warm), 4000K (Natural), 5000K (White)
Brightness Settings	7 levels (15%, 30%, 45%, 60%, 75%, 90%, 100%)
Special Features	Adjustable Arm, Adjustable Color Temperature, Dimmable, Timer, Auto Light Sensing, Eye-Caring (CRI≥97, RG0, Anti-Glare)
Control Method	Touch
Material	Acrylonitrile Butadiene Styrene, Aluminum, Zinc Alloy
Product Dimensions	21.85"D x 7.48"W x 18.43"H
Item Weight	4.19 Pounds
Power Source	Corded Electric
Wattage	18.00 Watts
LED Lifespan	Over 30,000 hours

9. WARRANTY & SUPPORT

The Honeywell HWT-H6 Desk Lamp comes with a **2-year warranty** from the date of purchase, covering manufacturing defects. Please retain your proof of purchase for warranty claims.

For technical support, troubleshooting assistance, or warranty inquiries, please contact Honeywell customer service through their official website or the contact information provided in your product packaging.

10. OFFICIAL PRODUCT VIDEO

Your browser does not support the video tag.

Video: An official product overview from Honeywell Smart Lighting, showcasing the features and functionality of the HWT-H6 Desk Lamp.