

[Manuals.plus](#) /

› [Potaroma](#) /

› Potaroma Interactive Dog Ball Toy (Model Potaroma-P51-Hong) - Instruction Manual

Potaroma Potaroma-P51-Hong

Potaroma Interactive Dog Ball Toy (Model Potaroma-P51-Hong) - Instruction Manual

1. INTRODUCTION

Thank you for choosing the Potaroma Interactive Dog Ball Toy. This manual provides essential information for the safe and effective use of your new interactive pet toy. Designed to engage small and medium dogs, this rechargeable toy offers various play modes and sounds to stimulate your pet's natural instincts.



Image: The Potaroma Interactive Dog Ball Toy, featuring a red ball with a rope attachment, shown in action with a small puppy.

2. PACKAGE CONTENTS

Please verify that all items are included in your package:

- Interactive Ball Toy x1
- Rope x2
- USB Charging Cable x1



Image: A visual representation of the package contents, including the red interactive ball, two red rope attachments, and a white USB charging cable.

3. PRODUCT FEATURES

- **Interactive Rolling Ball:** Rolls with a moving rope attachment, providing an enticing chase for small and medium dogs.
- **Chewable Rope:** Durable rope offers satisfying chewing, promoting mental and physical enrichment.
- **Three Auto Modes:** Normal, Active, and Interactive modes adapt to your dog's energy level.
- **Touch Activated & Smart Standby:** Automatically activates upon touch and enters standby mode when left alone to conserve power.
- **Realistic Prey Sounds:** Emits sounds to further engage your dog's hunting instincts.
- **USB Rechargeable:** Convenient USB Type-C charging eliminates the need for disposable batteries.



Touch Activated



Multiple Modes



Simulated sound



USB Charging

Image: An illustration of the interactive dog toy moving with irregular motion, accompanied by icons highlighting its key features: touch activation, multiple modes, simulated sounds, and USB charging.

4. SETUP

1. **Attach the Rope:** Securely tie one of the provided ropes to the top attachment point of the ball.
2. **Power On:** Long press the power button located on the ball to turn it on.
3. **Initial Charge:** Before first use, ensure the toy is fully charged. Refer to the 'Charging' section for details.



Image: A diagram illustrating the first step of setup, showing how to tie the rope securely to the top of the interactive ball toy.



Image: A hand pressing the power button on the interactive ball, indicating how to power on/off and switch modes.

5. OPERATING INSTRUCTIONS

Modes Selection

The toy features three switchable modes:

- **Normal Mode:** Provides consistent, engaging movement.
- **Active Mode:** Offers more vigorous and unpredictable motion.
- **Interactive Mode:** Combines movement with simulated sounds to mimic prey.

To switch between modes, short press the power button after the toy is powered on.

3 Switchable Modes

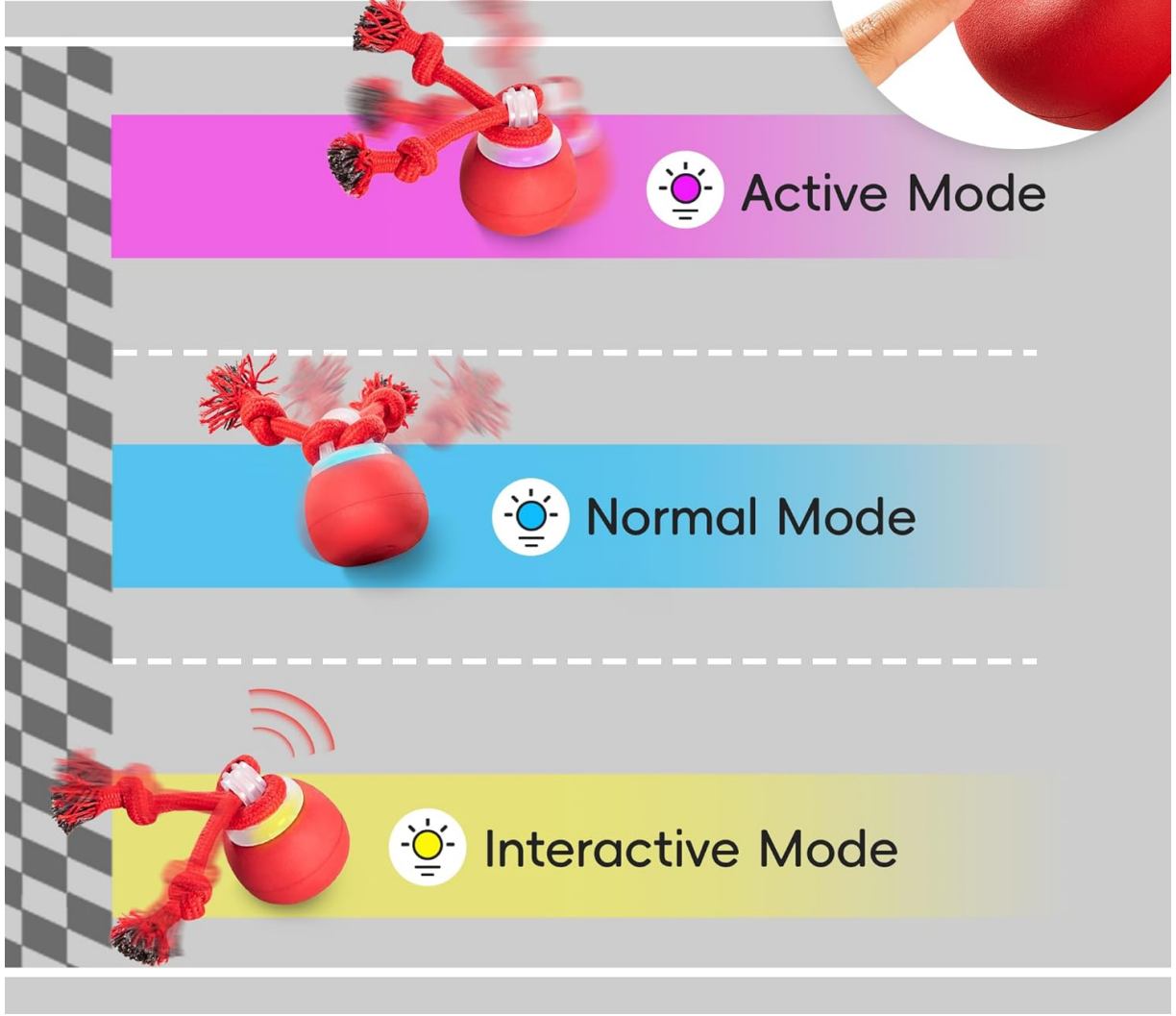


Image: A visual guide demonstrating the three distinct play modes of the interactive dog toy, each with a different light color and movement pattern.

Touch Activation and Smart Standby

The toy is equipped with a built-in sensor. It activates upon touch and automatically enters a 5-minute standby mode when left undisturbed, saving battery life and encouraging interactive play when your pet engages with it again.

Touch Activation, Smart Standby

Auto standby when left alone, saves power and have more interactive fun




Image: A dog engaging with the interactive toy, highlighting its touch activation and smart standby feature, which includes a 5-minute standby period and an integrated sensor.

Irregular Movement and Sounds

The toy's unpredictable trajectory maintains your dog's curiosity. It is suitable for various surfaces including wooden floors, marble, and carpet. In Interactive Mode, it produces realistic prey sounds to further captivate your pet.

Irregular Movement

Unpredictable trajectory maintains dog's curiosity

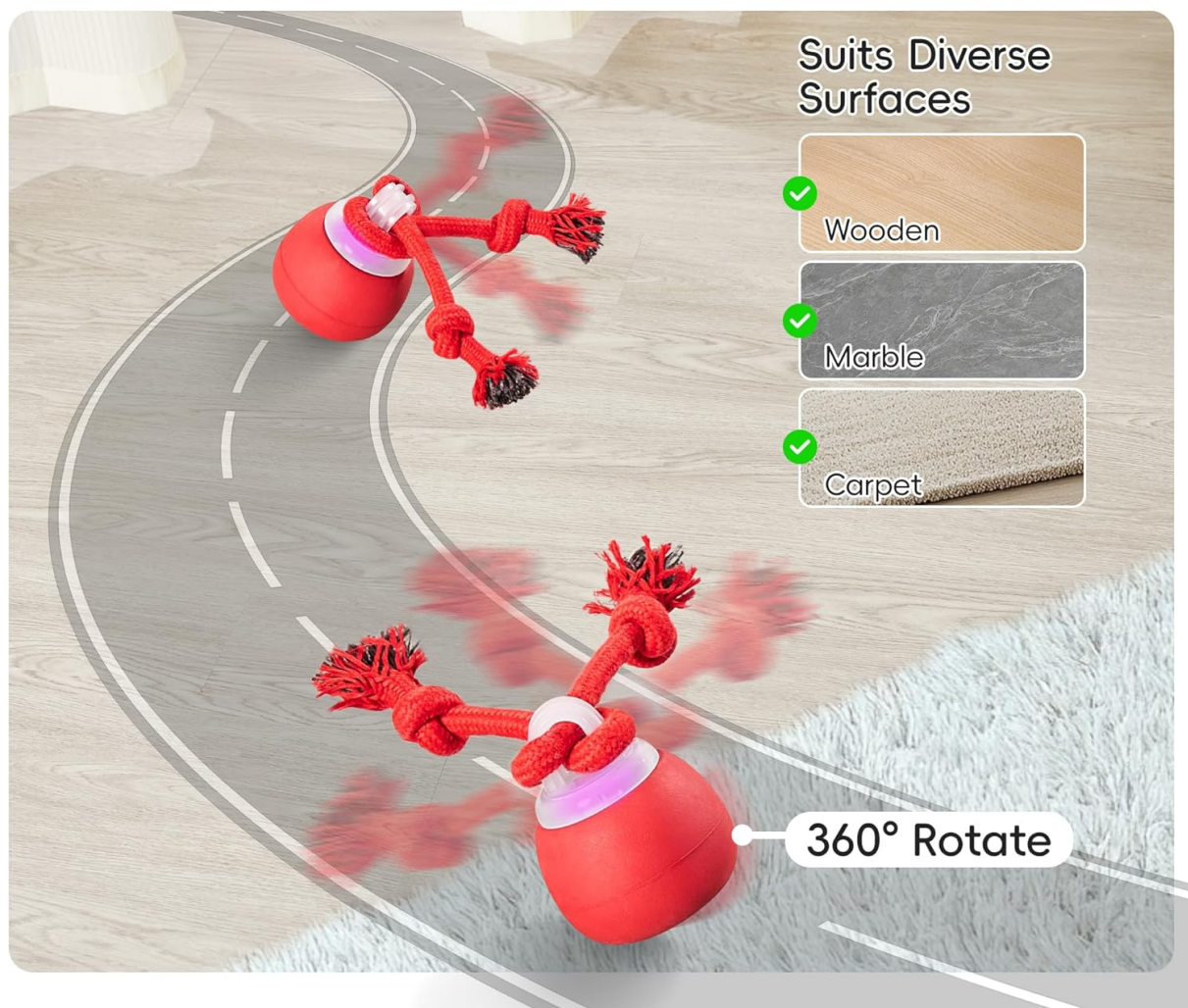


Image: Two interactive dog toys demonstrating their irregular movement and 360-degree rotation across various floor types, including wood, marble, and carpet.

Realistic Prey Sounds



USB Rechargeable

Charging Time: 2 hours
Low Battery: **red light flashing**



Be sure to close the cap tightly during dog playtime

Image: The interactive dog toy emitting realistic prey sounds, with a text bubble indicating its call to play. The image also shows the toy connected to a USB charger, illustrating its rechargeable nature.

6. CHARGING

The toy is USB Type-C rechargeable. Charging time is approximately 2 hours. A red light flashing indicates a low battery. Ensure the charging port cap is tightly closed during playtime to prevent damage.



Image: A hand opening the charging port lid on the interactive ball to connect the USB cable, with a note to close the cap tightly during play.

7. USAGE SCENARIOS

This durable and reliable toy is suitable for various environments:

- **Indoor Play:** Provides entertainment and exercise within your home.
- **Outdoor Play:** Can be used in outdoor spaces for extended activity.



Image: A small dog actively playing with the interactive toy on an indoor wooden floor, demonstrating its suitability for indoor use.



Image: A dog running outdoors with the interactive toy in its mouth, showcasing its versatility for outdoor play.

8. SAFETY INFORMATION

- Always supervise your dog during play to prevent accidental ingestion of parts or injury.
- This toy is designed for small to medium dogs and is not suitable for large aggressive chewers.
- Inspect the toy regularly for damage. Discontinue use if any part becomes loose or broken.

9. TROUBLESHOOTING

If you encounter issues with your Potaroma Interactive Dog Ball Toy, consider the following:

- **Toy not activating:** Ensure the toy is fully charged. Long press the power button to confirm it is turned on.
- **Short battery life:** Fully charge the toy for 2 hours. Battery performance may vary based on usage mode and frequency.
- **Rope damage:** The package includes two ropes. Replace the rope if it becomes heavily chewed or damaged.

10. SPECIFICATIONS

Specification	Detail
---------------	--------

Brand Name	Potaroma
Model Name	Potaroma-P51-Hong
Item Weight	0.317 ounces
Item Dimensions (LxWxH)	3.15 x 3.15 x 4.25 inches
Material	ABS/PC/Rubber
Color	Dark Red
Batteries	1 Lithium Polymer battery (included)
Age Range Description	Young Puppies to Adult Small and Medium Dogs
Breed Recommendation	Medium Small Dogs
Specific Uses for Product	Active, Indoor, Outdoor

11. WARRANTY AND SUPPORT

This product comes with a 30-day warranty. For warranty claims or further assistance, please contact Potaroma customer support through the retailer's platform or the official Potaroma website.