

[Manuals.plus](#) /

› [ELEMARA](#) /

› ELEMARA 24V 2-Seater Ride-On Car Instruction Manual

ELEMARA S608

ELEMARA 24V 2-Seater Ride-On Car Instruction Manual

Model: S608



INTRODUCTION

Thank you for choosing the ELEMARA 24V 2-Seater Ride-On Car. This manual provides essential information for the safe assembly, operation, and maintenance of your new electric vehicle. Please read this manual thoroughly before use and retain it for future reference.



Image: The ELEMARA 24V 2-Seater Ride-On Car, showcasing its robust design and vibrant red color, with a remote control visible in the top left corner.

SAFETY INFORMATION

WARNING: CHOKING HAZARD - Small parts. Not suitable for children under 36 months.

The product contains small parts. Keep children away during assembly. Always ensure children are supervised when operating the vehicle. Use of safety belts is recommended. Do not operate near roads, steep inclines, or water bodies.

WHAT'S IN THE BOX

Upon opening the package, please verify that all components are present and undamaged:

- Ride on Car x 1
- Remote Control x 1
- Charger x 1
- Assembly Tools

- Instruction Manual (this document)

SETUP AND ASSEMBLY

Assembly typically takes 30-45 minutes. Follow these general steps:

1. Unpack all components and lay them out.
2. Attach the front and rear axles securely.
3. Install the seats and secure them in place.
4. Connect the battery as per the instructions in the separate battery guide (if provided).
5. Ensure all connections are firm and secure before first use.



Image: Close-up view of the thickened metal frame, highlighting the robust construction of the vehicle's chassis.


CHARGING THE BATTERY

The vehicle is equipped with a 24V 10AH battery. For optimal performance and longevity, follow these charging guidelines:

- Connect the charger to the vehicle's charging port.
- Plug the charger into a standard wall outlet.
- A full charge takes approximately **8-12 hours**.
- Do not overcharge the battery. Disconnect the charger once charging is complete.
- The vehicle provides approximately **90 minutes** of play time on a full charge.
- A voice beep will sound when the battery is low, indicating it's time to recharge.


ELEMARA 24V BATTERY VS OTHERS'

ELEMARA
SINGLE 24V



VS

Others
2*12



- ✓ 10AH
- ✓ Easy to Replace
- ✓ Stable Voltage
- ✓ Safer
- ✓ 2 Years Replacement Parts
- ✓ Super Long Battery Life

- ✗ 4.5AH-7AH
- ✗ Short Battery Life
- ✗ No Replacement Parts

Image: The ELEMARA UTV driving through a snowy landscape, with a graphic indicating 1.5 hours of endurance, representing the long battery life.

OPERATING INSTRUCTIONS

Dual Operating Modes

The ELEMARA Ride-On Car offers two modes of operation:

- **Child Manual Drive:** Children can operate the vehicle themselves using the steering wheel and foot pedal.
- **Parental Remote Control:** Parents can control the vehicle's direction, speed, and braking using the included remote control. This is ideal for younger children or for safety supervision. To activate, match the remote via the 'M' button.



Image: A child happily driving the UTV, with an overlay icon indicating remote control functionality.

Speed Settings


The vehicle features three adjustable speed settings:

- Low Speed: 3.1 MPH
- Mid Speed: 3.7 MPH
- High Speed: 4.5 MPH

Adjust the speed using the controls on the dashboard or the parental remote control.

Super Powered 24V 10AH

Faster and Stronger



3.1 MPH (Low Speed) 3.7 MPH (Mid Speed) 4.5 MPH (High Speed)

Low power indicates warning sound.

Image: A graph illustrating the soft start function compared to normal start, along with icons for different speeds and a low power warning.

Multimedia Features

Enhance the ride experience with built-in entertainment options:

- **Built-in Radio:** Tune into your favorite stations.
- **MP3 Player:** Play music from compatible devices.
- **USB Connectivity:** Connect a USB drive for your own music.
- **Bluetooth:** Search for "YX" on your device to connect via Bluetooth and stream audio.

Bluetooth & Storage



Search for "YX" to connect Bluetooth

Image: The UTV with two stuffed animals in the back, illustrating the storage capacity, and a hand holding a smartphone connected via Bluetooth, showing music streaming.



Image: A composite image showing the steering wheel, the multifunction console with various buttons, the bright headlights, and the rear lights of the UTV.

Additional Features

- **LED Lights:** Cool lights on both the front and rear for enhanced visibility and fun.
- **Soft Start Function:** Ensures a smoother and safer acceleration, preventing sudden jerks.
- **Automatic Power-Off:** Protects the car from excessive speed or weight. If activated, wait 3-5 seconds before restarting the car.
- **Storage:** The 20-inch wide two-seater design allows for maximum stretch and includes space for carrying toys or other items.

Really Wider 2 Seater



3-8 Year



2 Seater



140 lbs

The real 2 seater weight capacity can not be less than 130lbs.

Image: Two children seated comfortably in the ELEMARA UTV, demonstrating its wider 2-seater design, with key dimensions and weight capacity highlighted.

MAINTENANCE

Regular maintenance ensures the longevity and safe operation of your ELEMARA Ride-On Car:

- **Cleaning:** Wipe the vehicle with a damp cloth. Do not use harsh chemicals or abrasive cleaners.
- **Battery Care:** Always fully charge the battery after each use. If storing for extended periods, charge the battery every 3 months to maintain its health.

- **Storage:** Store the vehicle in a dry, cool place away from direct sunlight and moisture.
- **Inspection:** Periodically check all screws, nuts, and connections to ensure they are tight and secure. Inspect wheels and tires for wear.



Image: A grid displaying various replaceable parts of the UTV, including switches, charger, power button, steering components, motors, battery, and wiring harnesses.

TROUBLESHOOTING

Problem	Possible Cause	Solution
Vehicle does not move.	Battery is low or not connected; power switch off; loose wiring.	Charge battery; ensure power switch is ON; check all electrical connections.
Vehicle moves slowly.	Low battery; overloaded; operating on soft terrain.	Recharge battery; reduce weight; operate on harder surfaces.
Remote control not working.	Remote not paired; remote battery low.	Re-pair remote control (refer to remote manual); replace remote batteries.
Automatic power-off engages.	Overload protection activated (excessive speed/weight).	Wait 3-5 seconds, then restart the car. Ensure weight capacity (140 lbs) is not exceeded.

SPECIFICATIONS

Product Dimensions: 48.2 x 31.5 x 31 inches

Item Weight: 66 pounds

Item Model Number: S608

Manufacturer Recommended Age: 3 years and up

Battery: 1 x 24V 10AH (included)

Motor: 4 x 45W

Weight Capacity: Up to 140 lbs

Speeds: 3.1 MPH, 3.7 MPH, 4.5 MPH

Charge Time: 8-12 hours

Play Time: Approximately 90 minutes



Image: The ELEMARA UTV with overlaid dimensions (48.2" length, 31" width, 31.5" height) and a close-up of a wheel showing its 12" diameter.

WARRANTY AND SUPPORT

ELEMARA is committed to providing high-quality products. This product comes with a **2-year replacement parts warranty**. For any questions, concerns, or technical support, please contact ELEMARA customer service. Refer to the product packaging or the official ELEMARA website for contact details.

For more information about ELEMARA products, visit the [ELEMARA Store on Amazon](#).