

Oraolo BS06

Oraolo Portable Bluetooth Speaker User Manual

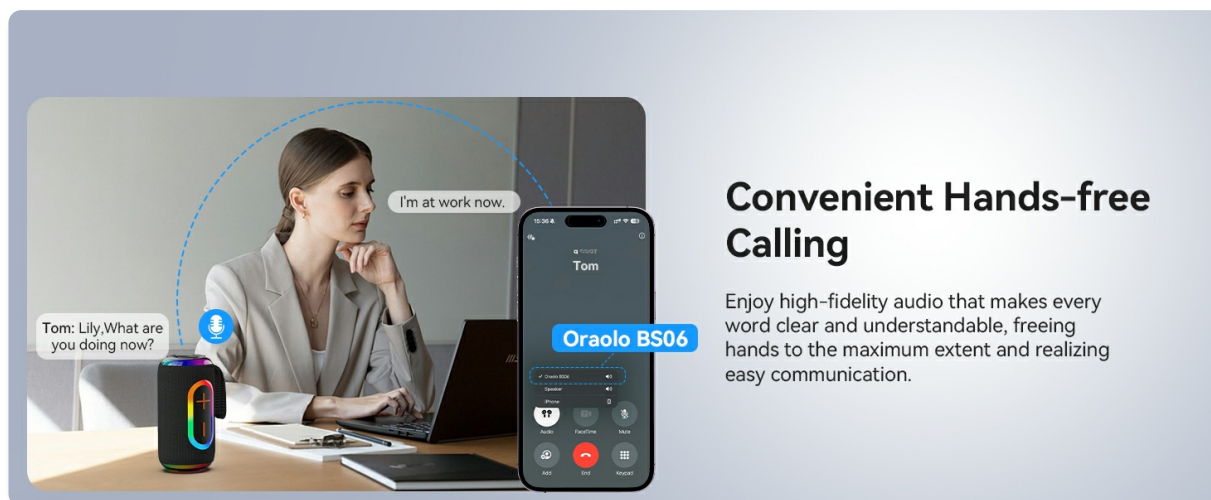
Model: BS06

INTRODUCTION

The Oraolo Portable Bluetooth Speaker (Model BS06) delivers powerful 24W stereo sound with dynamic RGB lighting. Designed for portability and durability, it features Bluetooth 5.4, TWS pairing, IPX6 waterproofing, and multiple connectivity options, making it ideal for various indoor and outdoor settings. This manual provides detailed instructions for setup, operation, and maintenance to ensure optimal performance and longevity of your speaker.

WHAT'S IN THE BOX

- Oraolo BS06 Bluetooth Speaker x 1
- Type-C Charging Cable x 1
- User Manual x 1



Convenient Hands-free Calling

Enjoy high-fidelity audio that makes every word clear and understandable, freeing hands to the maximum extent and realizing easy communication.

The package includes the Oraolo BS06 Bluetooth Speaker, a Type-C charging cable, and this user manual.

PRODUCT OVERVIEW AND FEATURES

Powerful 24W Stereo Sound

Experience immersive audio with crisp highs, detailed mids, and enhanced bass from the 24W output.

Wireless Stereo Pairing


Double the sound to create an immersive atmosphere



The speaker features advanced audio technology for 24W powerful sound, delivering a 360-degree immersive experience.

Dynamic RGB Lights and 15H Playtime

Customize your listening experience with 9 dynamic RGB lighting modes that sync with your music. Enjoy up to 15 hours of continuous playback on a single charge.



The speaker offers 9 flashing light modes that sync to the beat of your music.

Multiple Interface

Easily read the music playlist to enjoy different listening modes



Enjoy up to 15 hours of playtime on a single charge, allowing for all-day music.

Bluetooth 5.4 and TWS Pairing

Equipped with the latest Bluetooth 5.4 chip for fast and stable connections. Pair two Oraolo BS06 speakers for a powerful 48W 360° surround sound experience.



24W Powerful Sound

Experience 360° truly immersive
sound powered by the cutting-edge audio technology

Effortlessly pair two Oraolo speakers for a powerful 48W 360° surround sound experience.

IPX6 Waterproof Protection

The IPX6 rating ensures robust protection against rain, dust, snow, and splashes, making it suitable for outdoor use.




The speaker is IPX6 waterproof, providing protection against splashes and rain.

Multi-Interface and Portable Design

Supports Bluetooth, TF card, AUX, and U-Disk connections. Its compact size and unique lanyard design make it easy to carry anywhere.

Hands-Free Call



The speaker offers multiple connectivity options including AUX, USB, TF Card, and Type-C.



The portable lanyard design allows for easy attachment to bags or wrists for effortless transport.

Hands-Free Calling

Built-in microphone allows for convenient hands-free calls without disconnecting from the speaker.

Dynamic Light Show

9 flashing light modes that sync to the beat



The speaker supports convenient hands-free calling with its built-in microphone.

SETUP GUIDE

Charging the Speaker

Before first use, fully charge the speaker using the provided Type-C charging cable. The charging indicator light will show charging status. A full charge takes approximately 2 hours.

Powering On/Off

Press and hold the power button (usually marked with a power icon) for 2-3 seconds to turn the speaker on or off.



- ① Turn on/off
- ② Switching Lights
- ③ Play/Pause
- ④ Volume + / Next Track
- ⑤ Volume - / Previous Track

The speaker's control panel includes buttons for power, light switching, play/pause, volume adjustment, and track navigation.

Bluetooth Pairing

1. Turn on the speaker. It will automatically enter Bluetooth pairing mode, indicated by a flashing light.
2. On your device (smartphone, tablet, etc.), enable Bluetooth and search for "Oraolo BS06" in the list of available devices.
3. Select "Oraolo BS06" to connect. A voice prompt will confirm successful pairing.

What's in the Box?

Oraolo BS06 Bluetooth Speaker X 1
Type C Charging Cable X 1
User Manual X 1



Easily connect your device to the Oraolo BS06 speaker via Bluetooth for wireless audio streaming.

TWS (True Wireless Stereo) Pairing

To achieve 48W stereo sound, you can pair two Oraolo BS06 speakers together.

1. Ensure both speakers are turned on and not connected to any other Bluetooth device.
2. On one speaker, double-press the Play/Pause button (or a dedicated TWS button if available, refer to speaker's physical buttons). The speakers will search for each other.
3. Once connected, a voice prompt will confirm TWS pairing. The primary speaker will then be ready to pair with your device via Bluetooth.

Connecting via AUX/TF Card/U-Disk

Insert a 3.5mm AUX cable, TF card, or U-Disk into the corresponding port on the speaker. The speaker will automatically switch to the respective input mode.

OPERATING INSTRUCTIONS

Basic Controls

- **Play/Pause:** Press the Play/Pause button once to play or pause music.
- **Volume Up/Next Track:** Press the "+" button to increase volume. Press and hold the "+" button to skip to the next track.
- **Volume Down/Previous Track:** Press the "-" button to decrease volume. Press and hold the "-" button to go to the previous track.

Light Modes Control

Press the light button (usually marked with a sun or lightbulb icon) to cycle through the 9 different RGB lighting modes. Press and hold to turn the lights off.



The speaker offers a variety of vibrant RGB light modes to enhance your listening experience.

Hands-Free Calling

- **Answer Call:** Press the Play/Pause button once to answer an incoming call.
- **End Call:** Press the Play/Pause button once during a call to end it.
- **Reject Call:** Press and hold the Play/Pause button for 2 seconds to reject an incoming call.

MAINTENANCE

Cleaning

Wipe the speaker with a soft, damp cloth. Do not use harsh chemicals or abrasive cleaners.

Storage

Store the speaker in a cool, dry place away from direct sunlight and extreme temperatures.

Waterproof Care

Ensure the rubber port cover is securely closed before exposing the speaker to water. After exposure to water, wipe the speaker dry before charging. Do not submerge the speaker.

TROUBLESHOOTING

Problem	Solution
Speaker won't turn on	Ensure the speaker is fully charged. Press and hold the power button for a few seconds.
Cannot pair via Bluetooth	Make sure the speaker is in pairing mode (flashing light). Turn off Bluetooth on other devices. Restart both the speaker and your device.
No sound	Check volume levels on both the speaker and your device. Ensure the correct input mode (Bluetooth, AUX, TF Card) is selected.
TWS pairing failed	Ensure both speakers are Oraolo BS06 models and are not connected to any other device. Try resetting both speakers and re-attempt TWS pairing.

SPECIFICATIONS

Feature	Detail
Model Name	Oraolo BS06 Bluetooth Speaker
Speaker Maximum Output Power	24 Watts
Bluetooth Version	5.4
Battery Life	15 Hours
Charging Time	2 Hours
Water Resistance	IPX6
Connectivity	Bluetooth, Auxiliary, TF Card, U-Disk
Product Dimensions	3.5"D x 3.5"W x 7"H
Item Weight	1.68 pounds
Included Components	User Manual, Type-C Charging Cable, Oraolo BS06 Bluetooth Speaker

WARRANTY AND SUPPORT

The Oraolo BS06 Bluetooth Speaker comes with a limited warranty. For detailed warranty information, technical support, or customer service inquiries, please refer to the contact information provided on the product packaging or visit the official Oraolo website.

