

Sweetcrispy SF001

Sweetcrispy Recliner Chair for Adults with Massage and Heat Function, Model SF001 User Manual

INTRODUCTION

Thank you for choosing the Sweetcrispy Recliner Chair. This manual provides essential information for the safe and efficient assembly, operation, and maintenance of your new recliner. Please read these instructions thoroughly before use and retain them for future reference.



Image: Sweetcrispy Recliner Chair, highlighting the integrated massage points for back, lumbar, thighs, and legs.

SETUP AND ASSEMBLY

The Sweetcrispy Recliner Chair is designed for straightforward assembly, typically requiring minimal effort and approximately 15 minutes. Follow the included assembly guide for detailed, step-by-step instructions.


Assembly Steps:

1. Unpack all components and verify against the parts list in the separate assembly guide.
2. Connect the backrest to the seat base.
3. Attach the armrests.
4. Connect all necessary electrical cords for the massage and heat functions. Ensure all connections are secure.

Once assembled, place the chair on a level surface, ensuring adequate space for reclining.

OPERATING INSTRUCTIONS

Your Sweetcrispy Recliner Chair features multiple functions controlled by the included remote.



Remote Control

Relax your body and mind, and feel at ease - The remote control of the massage chair allows you to relax your body and mind at any time, with just one touch to enjoy, and the massage experience is entirely under your control.

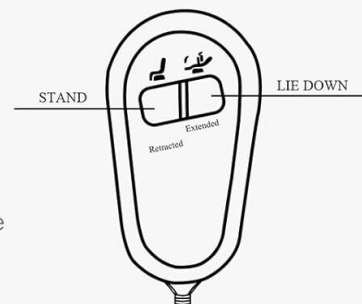


Image: Remote control for the recliner chair, showing buttons for power, massage intensity, massage modes, heat on/off, heat temperature regulation, and time selection.

Reclining and Power Lift Function:

- Use the remote control to adjust the reclining angle. The backrest can be adjusted from 80° to 150°, and the footrest from 0° to 90°.
- To recline, press the left button on the remote.
- To activate the power lift assist, which helps you stand up easily, press the right button on the remote. This function can raise the chair to approximately a 45° angle.



Reclining at Any Position You Need



45°

Stand Up



95°

Reading



120°

Watching TV



160°

Sleeping

Image: Diagram illustrating the chair's reclining capabilities, including 45° (Stand Up), 95° (Reading), 120° (Watching TV), and 160° (Sleeping) positions.

Massage Power Heated Recliner Chair

Help The Senior Stand Up Easily



Image: The recliner chair in a partially lifted position, demonstrating the power lift assist feature designed to help users stand up easily.

Massage Function:

- The chair features 8 vibration massage points located in the back, lumbar, thighs, and legs.
- Use the remote to select from 3 massage modes: **M1-PULSE**, **M2-PRESS**, and **M3-WAVE**.
- Adjust the massage intensity to High, Medium, or Low using the remote.

Heating Function:

- Heating elements are located in the lumbar and seat areas.
- Select from 3 temperature levels: 45°C, 50°C, or 55°C using the remote.



Massage(vibration) & Heated Control



Legs Massage
Release



Shoulder
Relief



Thighs
Massage



Lumbar
Heating



Image: The recliner chair with an overlay indicating the massage zones (back, lumbar, thighs, legs) and the heated control function, operated by the remote.

Timer Function:

- Set the operating time for massage and heat functions to 15, 30, or 60 minutes using the remote control.

Storage Features:

- The chair includes a large side pocket for magazines or larger items.
- Two smaller pockets are integrated into the armrests.
- Two cup holders are conveniently located in the armrests.

Product Detail



2 Cup Holder



Side Pockets



Sturdy Metal Frame



Comfortable Seat



Padded Backrest

Image: Close-up view of the recliner chair's details, showcasing the two cup holders, side pockets, sturdy metal frame, comfortable seat, and padded backrest.

MAINTENANCE AND CARE

Proper care will extend the life and appearance of your recliner chair.

Cleaning:

- The synthetic fabric is designed to resist pilling and fading and is easy to clean.
- For general cleaning, wipe with a soft, damp cloth.
- For spills or smudges, use a mild soap solution and a clean cloth, then wipe dry. Avoid harsh chemicals.
- Regularly vacuum the chair to remove dust and debris.

General Care:

- Avoid placing the chair in direct sunlight to prevent fading.
- Keep sharp objects away from the fabric to prevent tears.
- Ensure all electrical cords are free from damage and properly connected.

TROUBLESHOOTING

If you encounter issues with your recliner, refer to the following common solutions:

Problem	Possible Cause	Solution
Chair does not recline or lift.	Power cord disconnected; remote control battery low/dead; motor malfunction.	Check if the power cord is securely plugged into both the chair and a working outlet. Replace remote batteries. If the issue persists, contact customer support.
Massage or heat function not working.	Power cord disconnected; remote control battery low/dead; function not activated.	Verify power connection. Replace remote batteries. Ensure the function is turned on via the remote.
Unusual noises during operation.	Loose components; obstruction in mechanism.	Inspect for any loose screws or obstructions. Ensure the chair is on a level surface.

If these solutions do not resolve the issue, please contact Sweetcrispy customer support for further assistance.

PRODUCT SPECIFICATIONS

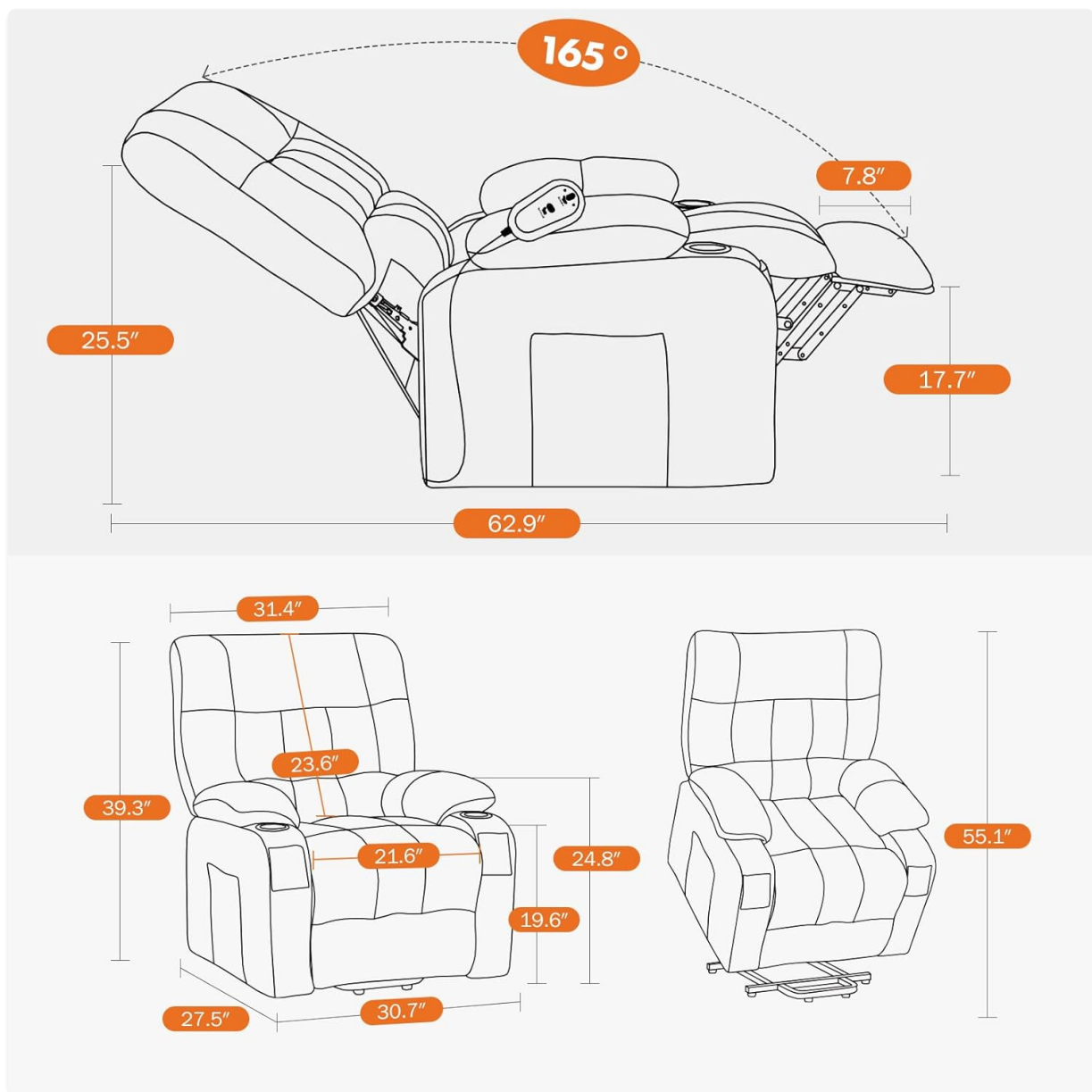


Image: Detailed diagram illustrating the dimensions of the Sweetcrispy Recliner Chair in both upright and fully reclined positions.

Brand: Sweetcrispy

Model Number: SF001

Color: Light Grey

Material: Durable Synthetic Fabric, Polypropylene Cotton Filling, Metal Frame

Product Dimensions (L x W x H): 92.96 x 89.92 x 104.9 cm (36.6\"D x 35.4\"W x 41.3\"H)

Item Weight: 43.77 kg (96.5 lbs)

Maximum Weight Recommendation: 300 lbs

Special Features: Armrest, Adjustable Backrest, Ergonomic Design, Cup Holder, Back Support, Massage Function (8 vibration points, 3 modes, adjustable intensity), Heating Function (lumbar & seat, 3 temperature levels), Power Lift Assist, Timer Function (15/30/60 min), Side Pockets

Rated Voltage: Class III (Low Voltage)

WARRANTY AND SUPPORT

Specific warranty information for the Sweetcrispy Recliner Chair Model SF001 is not provided within the

product details. For warranty inquiries, spare parts availability, or technical support, please contact Sweetcrispy customer service directly through their official website or the retailer where the product was purchased.