

## Manuals+

[Q & A](#) | [Deep Search](#) | [Upload](#)

manuals.plus /

- > [BLDR](#) /
- > [BLDR Chainsaw Man Pochita Building Set \(Model 0143\) Instruction Manual](#)

## BLDR 0143

# BLDR Chainsaw Man Pochita Building Set Instruction Manual

Model: 0143

## INTRODUCTION

This manual provides detailed instructions for assembling, operating, and maintaining your BLDR Chainsaw Man Pochita Building Set. This 438-piece set allows you to construct an articulated figure of Pochita from the popular anime Chainsaw Man. The completed figure stands approximately 7.5 inches long and features six points of articulation for posing.

## WHAT'S IN THE BOX

Carefully unpack the contents and verify all components are present:

- (438) BLDR Pieces
- (1) Illustrated Instruction Manual

## SETUP AND ASSEMBLY

Follow these steps to assemble your Pochita figure. It is recommended to sort the pieces before beginning construction.

1. Remove all building set components from their packaging.
2. Sort the 438 pieces according to the included illustrated instructions.
3. Begin building the Chainsaw Devil figure by following the step-by-step guide in the manual, starting with the base and working your way up.
4. Ensure all connections are secure to maintain the figure's stability and articulation.




Image: Front view of the fully assembled Pochita figure, showcasing its design and chainsaw head.





Image: Side view of the assembled Pochita figure, highlighting its 7.5-inch length and articulated tail.



**BLDR**  
LET'S BUILD SOMETHING NEW™

**Pochita Features his Ripcord tail & Back-Mounted Handle**

©2025 Jazwares, LLC

©TF/S.M

Image: Back view of the assembled Pochita figure, showing the back-mounted handle and ripcord tail.




Image: A person holding the assembled Pochita figure, demonstrating its size and portability.



Image: Close-up of the Pochita figure, emphasizing its ripcord tail and back-mounted handle features.

## OPERATING INSTRUCTIONS

---

The Pochita figure features six points of articulation, allowing for various poses. Gently adjust the joints to position the figure as desired. Avoid excessive force to prevent damage to the building blocks.

Your browser does not support the video tag.

Video: A demonstration of the Pochita buildable figure's articulation and posing capabilities.

## MAINTENANCE

---

To ensure the longevity of your BLDR Chainsaw Man Pochita Building Set:

- **Cleaning:** Use a soft, dry cloth to gently wipe away dust. For stubborn dirt, a slightly damp cloth can be used, followed by immediate drying. Avoid harsh chemicals or abrasive cleaners.
- **Storage:** Store the assembled figure or individual pieces in a cool, dry place away from direct sunlight and extreme temperatures to prevent material degradation or discoloration.
- **Handling:** Handle the figure with care, especially when adjusting articulated parts, to prevent accidental disassembly or damage.

## TROUBLESHOOTING

---

If you encounter any issues during assembly or with the completed figure, consider the following:

- **Missing Pieces:** Double-check all packaging and sorting areas. If pieces are genuinely missing, contact BLDR customer support with your product details.
- **Loose Connections:** Ensure that pieces are firmly pressed together. Some connections may require more pressure to secure properly. Refer to the instruction manual for correct placement.
- **Articulation Issues:** If a joint is stiff, gently try to move it. If it's too loose, ensure all connecting pieces are fully inserted.

## SPECIFICATIONS

---

<b>Brand:</b>	BLDR
<b>Model Number:</b>	0143
<b>Product Dimensions:</b>	14 x 7.5 x 3 inches (assembled)
<b>Item Weight:</b>	1.1 pounds
<b>Number of Pieces:</b>	438
<b>Recommended Age:</b>	13 years and up
<b>Manufacturer:</b>	Jazwares, LLC

## WARRANTY AND SUPPORT

---

For warranty information, replacement parts, or further assistance, please refer to the contact information provided by Jazwares, LLC, the manufacturer of BLDR products. Keep your purchase receipt as proof of purchase.



© 2026 BLDR. All rights reserved. Chainsaw Man © Tatsuki Fujimoto/SHUEISHA, MAPPA.