



[Manuals.plus](#) /

> [HSH](#) /

> HSH 78-Inch Extra Long Home Office Desk Instruction Manual

HSH 091a4982-d026-4dd3-aea4-b0c54884e95d

HSH 78-Inch Extra Long Home Office Desk

MODEL: 091A4982-D026-4DD3-AEA4-B0C54884E95D

Instruction Manual

Introduction

Thank you for choosing the HSH 78-Inch Extra Long Home Office Desk. This manual provides essential information for the safe assembly, proper operation, and effective maintenance of your new desk. Please read these instructions carefully before beginning assembly and retain them for future reference.

Product Overview

The HSH Extra Long Home Office Desk is designed to provide a spacious and sturdy workspace for various activities, including office work, studying, gaming, and creative projects. Its industrial design features a robust metal frame and high-quality engineered wood panels.

- **Dimensions:** 31.5"D x 78.74"W x 30"H
- **Material:** High-quality MDF Panels and Metal
- **Weight Capacity:** Up to 500 lbs
- **Design:** K-shaped metal legs for stability and an open structure for ample legroom.
- **Features:** Adjustable levelers for stability on uneven surfaces.

Reliable Materials

1.18" Thick MDF Boards

1.97" x 0.98" Metal Frame

Weight Capacity: **500 LBS**



Figure 1: Desk Dimensions and Key Features. This diagram illustrates the overall dimensions of the desk, including depth, width, and height, along with the thickness of the MDF panels and the weight capacity.



Figure 2: Desk in a Home Office Environment. This image displays the HSH desk set up in a modern home office, highlighting its spacious surface suitable for multiple devices and accessories.

Spacious Work Area

Meet the whole family to work, study or office 2 persons work

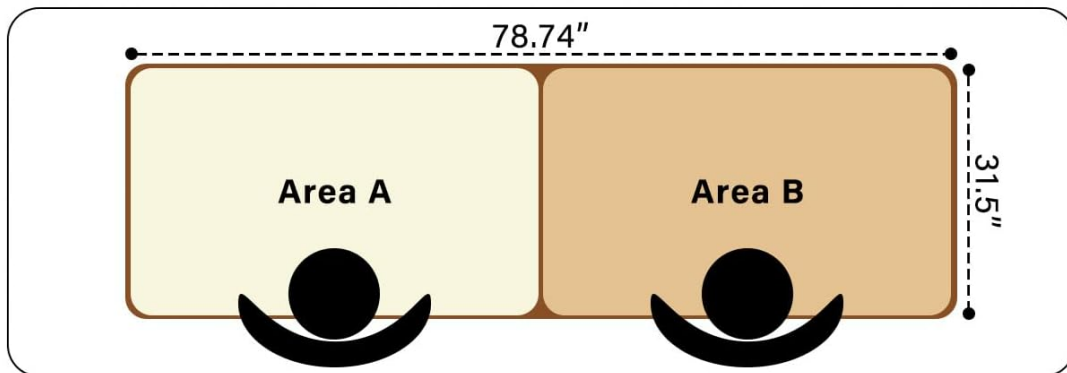


Figure 3: Two-Person Workspace Illustration. This graphic demonstrates how the extra-long desk can comfortably accommodate two individuals, providing separate work areas.

Safety Information

- Ensure all screws and fasteners are securely tightened before use.
- Do not exceed the maximum weight capacity of 500 lbs.
- Keep liquids away from the desk surface to prevent damage to the engineered wood.
- Assemble the desk on a soft, clean surface to prevent scratches during installation.
- Periodically check all connections to ensure they remain tight.

Package Contents

Before assembly, please verify that all components listed below are present and undamaged. Each component is clearly labeled for easy identification.

- 1 x 78-Inch Computer Desk (disassembled panels and frame)
- 1 x Assembly Instruction Manual

- 1 x Hardware Pack (includes screws, brackets, and adjustable levelers)




Figure 4: Exploded View of Desk Components. This image shows all the individual parts of the desk laid out, including the tabletop sections, metal frame, and hardware, as they appear when unpacked.

Assembly Instructions

Assembly of the HSH Extra Long Home Office Desk is designed to be straightforward, typically taking 30 minutes or less. All necessary tools are included in the hardware pack. For detailed visual guidance, please refer to the embedded video below.

1. **Unpack and Identify:** Lay out all components on a soft, clean surface. Refer to the included parts list to ensure all pieces are present and labeled correctly.
2. **Assemble Frame Sections:** Connect the main metal frame pieces using the provided screws and brackets. Ensure all connections are snug but do not overtighten initially.
3. **Attach Legs:** Secure the K-shaped metal legs to the assembled frame using the designated hardware.
4. **Secure Tabletop Panels:** Carefully align and attach the three MDF tabletop panels to the metal frame. Ensure the panels are flush and evenly spaced.
5. **Final Tightening:** Once all components are in place, systematically tighten all screws and fasteners to ensure a stable and secure structure.
6. **Flip Desk Upright:** This step requires two people. Carefully lift and flip the assembled desk upright onto its legs.
7. **Adjust Levelers:** Adjust the four levelers on the bottom of the K-shaped legs to ensure the desk is stable and level on your floor surface.


Video 1: HSH Desk Assembly Guide. This video provides a step-by-step demonstration of how to assemble your HSH Extra Long Home Office Desk, from unpacking to final setup.

Operating Instructions

Your HSH Extra Long Home Office Desk is designed for versatile use. Its generous surface area can comfortably accommodate multiple monitors, laptops, and other office essentials. The open K-shaped leg design provides ample legroom for extended periods of use.

- **Workspace Utilization:** Arrange your computer, monitors, and other items to optimize your workflow. The desk is suitable for single or dual-user setups.

- **Stability Adjustment:** If the desk feels unstable, adjust the levelers located at the bottom of each K-shaped leg. Turn them clockwise to raise a corner or counter-clockwise to lower it until the desk is firm and level.




Figure 5: Adjustable Leveler. This close-up image shows the adjustable foot on the desk leg, which can be rotated to stabilize the desk on uneven flooring.

Maintenance

Proper care will ensure the longevity and appearance of your HSH desk.

- **Cleaning:** Wipe the desk surface with a dry, soft cloth. Avoid using harsh chemicals or abrasive cleaners, which can damage the finish.
- **Spills:** Immediately wipe up any spills to prevent moisture damage to the engineered wood.
- **Fastener Check:** Periodically inspect all screws and connections. Tighten any loose fasteners to maintain the desk's structural integrity.

Troubleshooting

If you encounter any issues with your desk, refer to the following common solutions:

- **Desk is Wobbly:** Check that all assembly screws are tightened. Adjust the four adjustable levelers on the bottom of the legs to compensate for uneven flooring.
- **Missing Parts:** If any parts are missing from your package, please contact HSH Customer Service immediately for assistance.
- **Scratches/Damage:** For minor surface scratches, touch-up pens or furniture markers matching the Dark Gray Oak finish may be used. For significant damage, contact customer service.

Specifications

Brand	HSH
Model Number	091a4982-d026-4dd3-aea4-b0c54884e95d
Product Dimensions	31.5"D x 78.74"W x 30"H
Item Weight	28.75 Kilograms (approx. 63.38 lbs)
Maximum Weight Recommendation	500 Pounds
Material Type	High-quality MDF Panels and Metal
Color	Dark Gray Oak
Style	Industrial
Assembly Required	Yes
Product Care Instructions	Wipe with Dry Cloth

Warranty and Support

HSH is committed to providing quality products and customer satisfaction.

- **Warranty:** This product comes with a 12-Month Quality Warranty.
- **Returns:** Enjoy a 30-Day Free Return policy.
- **Customer Service:** For any questions, concerns, or support needs, please contact our 24-Hour Professional Customer Service. Refer to your purchase documentation for contact details.