



[Manuals.plus](#) /

> [JOVS](#) /

> JOVS Slimax Full-Body Skin Care Device User Manual

## JOVS Slimax (B0DLKT4L7N)

# JOVS Slimax Full-Body Skin Care Device User Manual

Model: Slimax (B0DLKT4L7N)

Brand: JOVS

## INTRODUCTION

---

Welcome to the JOVS Slimax Full-Body Skin Care Device user manual. This device is designed to provide a comprehensive at-home beauty enhancement experience, focusing on skin refinement, contouring, and revitalization. It incorporates advanced technology for both facial and body care, aiming to improve skin texture and promote a radiant complexion.



Image: The JOVS Slimax device, showing its ergonomic design and the accompanying charging base.

## IMPORTANT SAFETY INFORMATION

---

Please read all safety instructions carefully before using the JOVS Slimax device.

- **General Warning:** No specific warnings are applicable beyond standard electronic device safety.
- **Usage Precautions:** This device utilizes microcurrent technology. It is crucial to avoid using the device near sensitive areas such as the throat, heart, or temples. Start with the lowest intensity setting and gradually increase as tolerated.
- **Medical Disclaimer:** Statements regarding this device have not been evaluated by the FDA and are not intended to diagnose, treat, cure, or prevent any disease or health condition. Consult a healthcare professional if you have any pre-existing medical conditions or concerns.

## PACKAGE CONTENTS

---

Upon opening the package, please verify that all the following items are included:

Product Design

# In the Box

**Product Name:**

JOVS Slimax Microcurrent Full-body Anti-aging Device

**Product Weight:**

634g (Main Body: 200g)

**Rated Power:** 5V1A

**Battery:**1000mAh



- Slimax Device
- Charging and Storage Base
- Cotton Pad Fixing Ring
- Comb Function Head
- TYPE-C Charging Cable
- Peptide Collagen Anti-wrinkle Firming Mask
- Skin-Friendly Thickened Cotton Pads
- Plumping Tightening Collagen Serum
- Plant Extract Soothing&Rejuvenating Scalp Essence
- Instruction Manual
- Warranty Card
- Black Velvet Storage Bag

Image: All items included in the JOVS Slimax product box.

- Slimax Device
- Charging and Storage Base
- Cotton Pad Fixing Ring
- Comb Function Head
- TYPE-C Charging Cable
- Peptide Collagen Anti-wrinkle Firming Mask
- Skin-Friendly Thickened Cotton Pads
- Plumping Tightening Collagen Serum
- Plant Extract Soothing & Rejuvenating Scalp Essence
- Instruction Manual (this document)
- Warranty Card
- Black Velvet Storage Bag

## SETUP

---

1. **Unpack:** Carefully remove all components from the packaging.
2. **Charge the Device:** Place the Slimax device into its half-moon shaped charging and storage base. Connect the TYPE-C charging cable to the base and a suitable power source. Ensure the device is fully charged before first use. The device is designed for wireless operation once charged.
3. **Familiarize Yourself:** Take a moment to identify the control buttons on the device. While intuitive, understanding their functions before use is recommended.

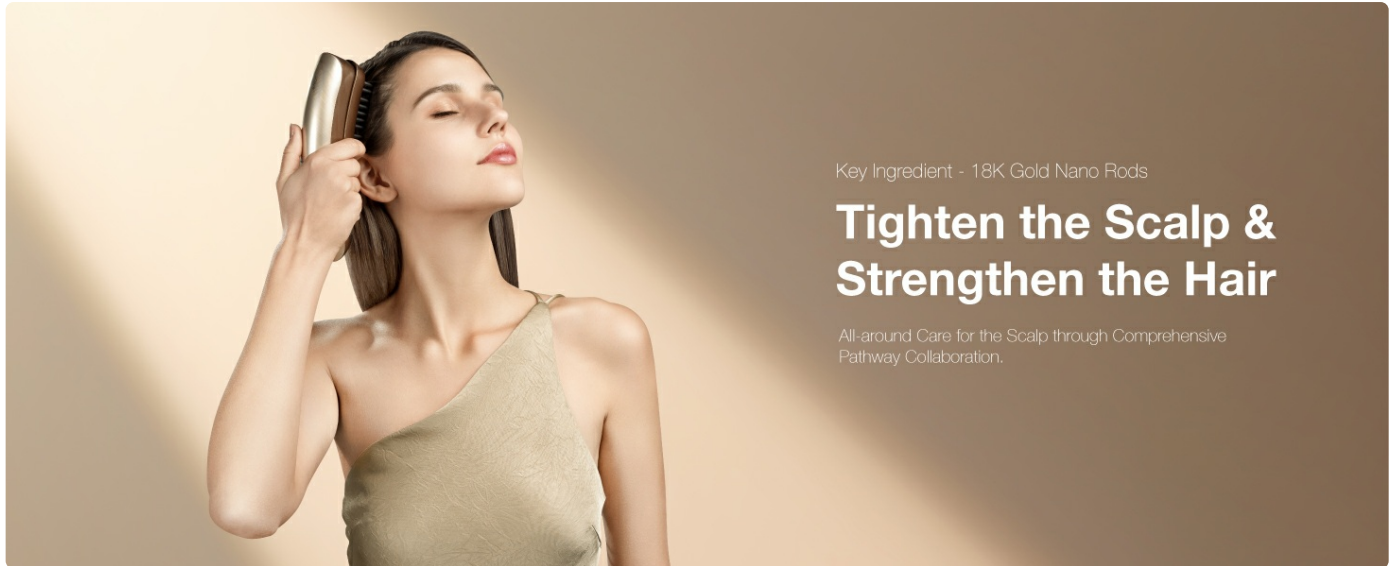


Image: The JOVS Slimax device positioned in its charging base, emphasizing its wireless and cordless design for convenience.

## OPERATING INSTRUCTIONS

---

The JOVS Slimax device offers versatile applications for both face and body.

### General Operation Tips:

- Always ensure your skin is clean before use.
- Apply the recommended serum or essence to the treatment area to ensure proper conductivity and glide.
- Start with the lowest intensity setting and gradually increase to a comfortable level. The device delivers a microcurrent that can feel strong at higher settings.
- Move the device slowly and consistently over the skin.

### Facial Care: 4-Step V-Face System

This system is designed to refine and contour facial features, enhancing cheek definition and promoting a smoother, firmer complexion.

Before & After

# Facial Golden Pivot 4-Step V-Face

—  
11cm<sup>2</sup> Large Electric Field for Quick Reset  
and Soft Tissue Lifting and Tightening



Image: Visual representation of the device's effect on facial contours.

1. **Preparation:** Cleanse your face thoroughly. Apply the Plumping Tightening Collagen Serum evenly across the treatment areas.
2. **Step 1: Lift and Sculpt:** Using the main device head, gently glide the device upwards along the jawline from chin to earlobe. Repeat 5-10 times on each side.
3. **Step 2: Cheek Definition:** Move the device from the corner of your mouth towards your temple, lifting the cheek area. Repeat 5-10 times on each side.
4. **Step 3: Forehead Smoothing:** Glide the device upwards from your eyebrows to your hairline. Repeat across the forehead.
5. **Step 4: Neck Firming:** Gently move the device upwards from the base of your neck towards your jawline, avoiding the throat area.

The spring electrodes automatically conform to facial contours, ensuring optimal contact and performance.

Product Design

## Unrestricted Usage for Enhanced Convenience and Hygiene

JOVS focuses on product design, aiming to provide users with a more convenient and hygienic product experience.

[Learn more](#)

### - Rotatable Adaptable Design

Convenient and ergonomic, allowing ease of use in any position.

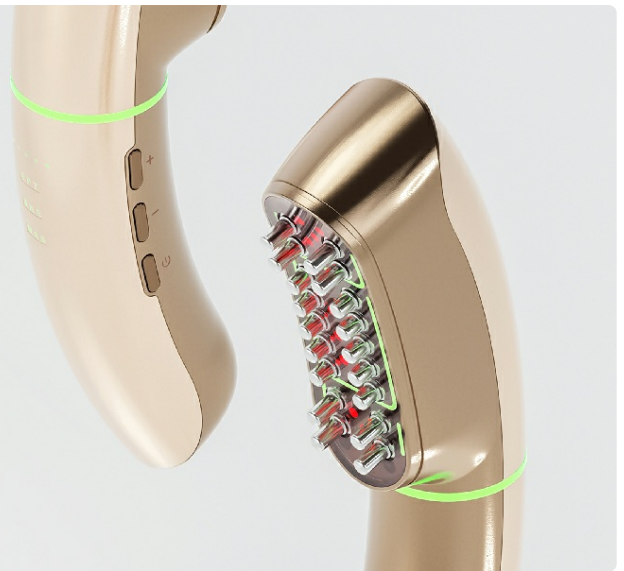
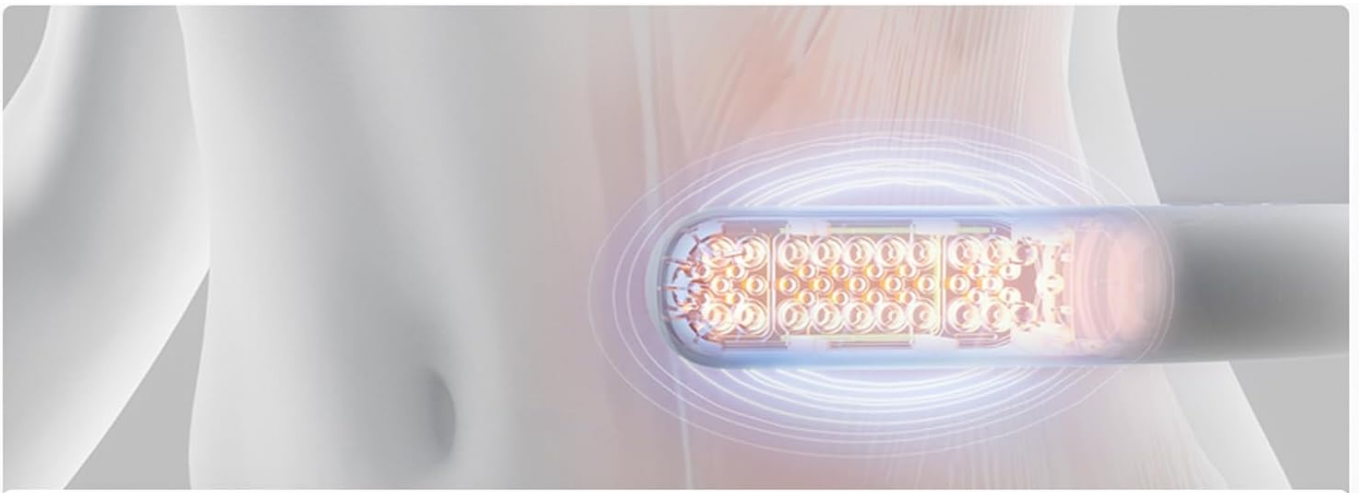


Image: Detail of the device's spring electrodes, designed for adaptable contact with skin contours.

### Body Contouring: Firming Muscles

The device stimulates muscle contraction and expansion, increasing muscle firmness and helping to alter body shape and contours.



## Firming Muscles, Body Contouring

Stimulating muscle contraction and expansion, increasing muscle firmness, and altering body shape and contours.



Image: Diagram illustrating the device's effect on muscle stimulation for body contouring.

- Apply the Plumping Tightening Collagen Serum to the desired body area (e.g., arms, abdomen, thighs).
- Glide the device over the skin in an upward or circular motion, depending on the area.
- Focus on areas where you wish to improve firmness and contour.
- The device provides a 2500 times per second breathing massage electric field.

Product Design

## Unrestricted Usage for Enhanced Convenience and Hygiene

JOVS focuses on product design, aiming to provide users with a more convenient and hygienic product experience.

[Learn more](#)

### - Easy to Clean

Equipped with a built-in UV disinfection base for hassle-free and thorough cleaning.



Image: A user demonstrating the application of the JOVS Slimax device for body contouring on the arm.

## Scalp and Hair Care: Tighten Scalp & Strengthen Hair

Utilize the comb function head to provide all-around care for the scalp, aiming to tighten the scalp and strengthen hair.

Key Ingredient - 18K Gold Nano Rods

# Tighten the Scalp & Strengthen the Hair

—  
All-around Care for the Scalp  
through ComprehensivePathway  
Collaboration

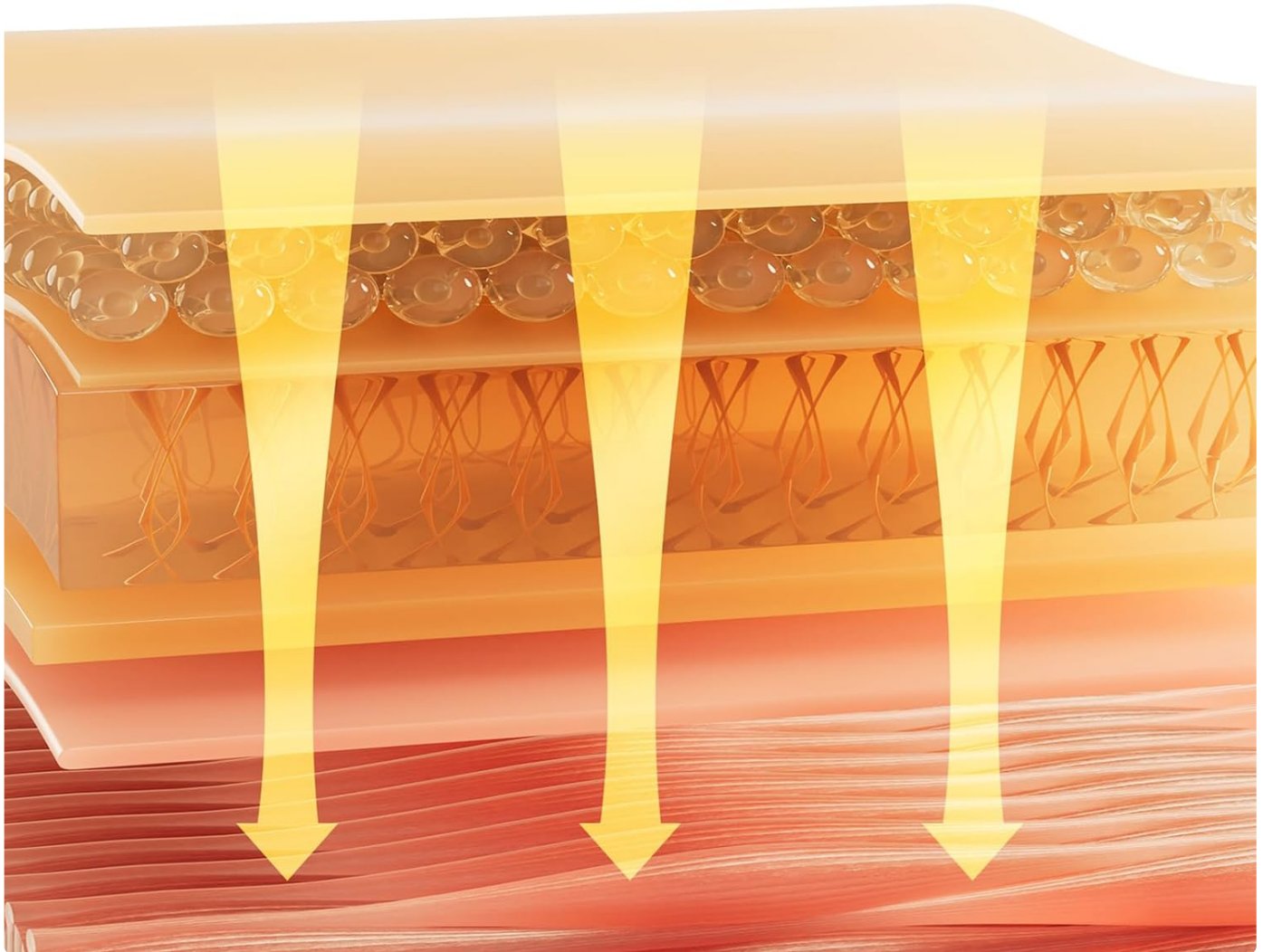


Image: Diagram illustrating how energy penetrates the scalp for hair strengthening.

- Attach the Comb Function Head to the device.
- Apply the Plant Extract Soothing & Rejuvenating Scalp Essence directly to your scalp.
- Gently comb through your hair, ensuring the device's electrodes make contact with the scalp.
- Move the device slowly across different sections of your scalp.

Product Design

## Unrestricted Usage for Enhanced Convenience and Hygiene

JOVS focuses on product design, aiming to provide users with a more convenient and hygienic product experience.

[Learn more](#)

### - Spring Electrodes

Automatically conform to facial contours, ensuring a snug fit for optimal performance.



Image: A user demonstrating the application of the JOVS Slimax device with the comb head for scalp care.

## MAINTENANCE AND CARE

Proper maintenance ensures the longevity and optimal performance of your JOVS Slimax device.

- **Cleaning:** The device is designed to be easy to clean. After each use, wipe the device head with a soft, damp cloth. Ensure no residue from serums or essences remains.
- **UV Disinfection:** The charging base is equipped with a built-in UV disinfection feature for hassle-free and thorough cleaning of the device head. Place the device in the base after cleaning for disinfection.
- **Storage:** Store the device in its charging base or the provided black velvet storage bag when not in use. Keep it in a cool, dry place away from direct sunlight and extreme temperatures.

Product Design

## Unrestricted Usage for Enhanced Convenience and Hygiene

JOVS focuses on product design, aiming to provide users with a more convenient and hygienic product experience.

[Learn more](#)

### - Wireless and Cordless

Effortlessly operate at your convenience without the constraints of wires, making it easy and convenient.



Image: The JOVS Slimax device in its charging base, illustrating the ease of cleaning and the UV disinfection feature.

## TROUBLESHOOTING

If you encounter any issues with your JOVS Slimax device, please refer to the following common problems and solutions:

Problem	Possible Cause	Solution
---------	----------------	----------

Problem	Possible Cause	Solution
Device does not turn on.	Low battery or not charged.	Place the device on the charging base and ensure it is connected to a power source. Allow sufficient time for charging.
No sensation or weak sensation during use.	Insufficient serum/essence applied, or intensity setting is too low.	Ensure adequate serum or essence is applied to the skin. Increase the intensity setting gradually. Ensure full contact with the skin.
Device stopped working after a short period.	Potential internal malfunction.	Ensure the device is fully charged. If the issue persists, refer to the warranty information for repair or replacement options.
Skin irritation after use.	Intensity setting too high, or sensitivity to included products.	Reduce the intensity setting. If using included products, try using the device with a different, compatible skincare product or consult a dermatologist.

For issues not listed here, please contact JOVS customer support.

## SPECIFICATIONS

Feature	Detail
Product Name	JOVS Slimax Microcurrent Full-body Anti-aging Device
Model Name	Slimax
ASIN	B0DLKT4L7N
Brand	JOVS
Color	Champagne
Product Weight	634g (Main body: 200g)
Rated Power	5V1A
Battery Capacity	1000mAh
Power Source	Battery Powered
Package Dimensions	21.5 x 12.8 x 5.3 inches; 6.3 Pounds
Manufacturer	JOVS

## WARRANTY AND SUPPORT

Your JOVS Slimax device comes with a manufacturer's warranty. Please refer to the included Warranty Card in your package for specific terms, conditions, and duration of the warranty.

For technical support, product inquiries, or warranty claims, please contact JOVS customer service. You can find contact information on the official JOVS website or through the retailer where you purchased the device.

**JOVS Official Store:** [Visit the JOVS Store on Amazon](#)



© 2025 JOVS. All rights reserved.