

Donner DED-80

Donner DED-80 Electronic Drum Set User Manual

Model: DED-80

INTRODUCTION

This manual provides comprehensive instructions for the setup, operation, and maintenance of your Donner DED-80 Electronic Drum Set. Please read this manual thoroughly before using the product to ensure proper function and longevity.

WHAT'S IN THE BOX

Verify that all components are present before beginning assembly.

- 4x 6" mesh drum pads
- 3x 10" cymbals
- Drum module
- Drum throne
- Drumsticks
- Headphones
- All necessary cables



Image: Overview of the Donner DED-80 Electronic Drum Set and included accessories.

SETUP INSTRUCTIONS

Follow these steps to assemble your electronic drum set.

1. **Unpack Components:** Carefully remove all items from the packaging and lay them out.
2. **Assemble Drum Rack:** Connect the metal frame components as per the included diagram. Ensure all connections are secure.
3. **Attach Drum Pads and Cymbals:** Mount the 6-inch mesh drum pads and 10-inch cymbals onto the rack. Adjust their positions for comfortable playing.
4. **Connect Drum Module:** Secure the drum module to the rack. Connect each drum pad and cymbal to the corresponding input on the module using the provided cables.
5. **Connect Pedals:** Attach the kick drum pedal and hi-hat pedal to their designated positions and connect them to the module.
6. **Assemble Drum Throne:** Assemble the drum throne by attaching the padded seat to the adjustable base. Ensure the three rubber non-skid sleeves are securely in place for stability.
7. **Power Connection:** Connect the power adapter to the drum module and then to a power outlet.

8. **Headphones/Speaker Connection:** Plug in the headphones or connect to an external speaker system.

THE IDEAL BEGINNER KIT

Fun and interesting exercises

GRATIS
40
drum
lessons

M
Melodics™



Headset
included



Speaker
connection



MP3
support



Image: Illustrates the assembly of the electronic drum set, including the frame and pad placement.



Image: The Donner drum throne, showing its ergonomic design and sturdy construction.

OPERATING INSTRUCTIONS

Learn how to use the various functions of your DED-80 drum set.


Drum Module Functions

- **Power On/Off:** Press the **POWER** button to turn the module on or off.
- **Volume Control:** Use the **VOLUME** knob to adjust the overall output volume.

- **Kit Selection:** Press the **KIT** button and use the +/- buttons to cycle through the 15 available drum kits.
- **Sound Selection:** Press the **SOUND** button to select individual sounds within a kit.
- **Coach Mode:** Engage **COACH** mode for interactive learning exercises.
- **Accompaniment Tracks:** Access 30 accompaniment tracks for practice by pressing the **SONG** button.
- **Metronome/Click:** Use the **CLICK** button to activate and adjust the metronome.
- **Recording:** The module supports recording your performances. Refer to the detailed module guide for specific recording steps.

TRULY QUIET DRUMS

It's purpose-designed to be much quieter than other e-kits. Please immerse yourself in the music world

 Play at night!

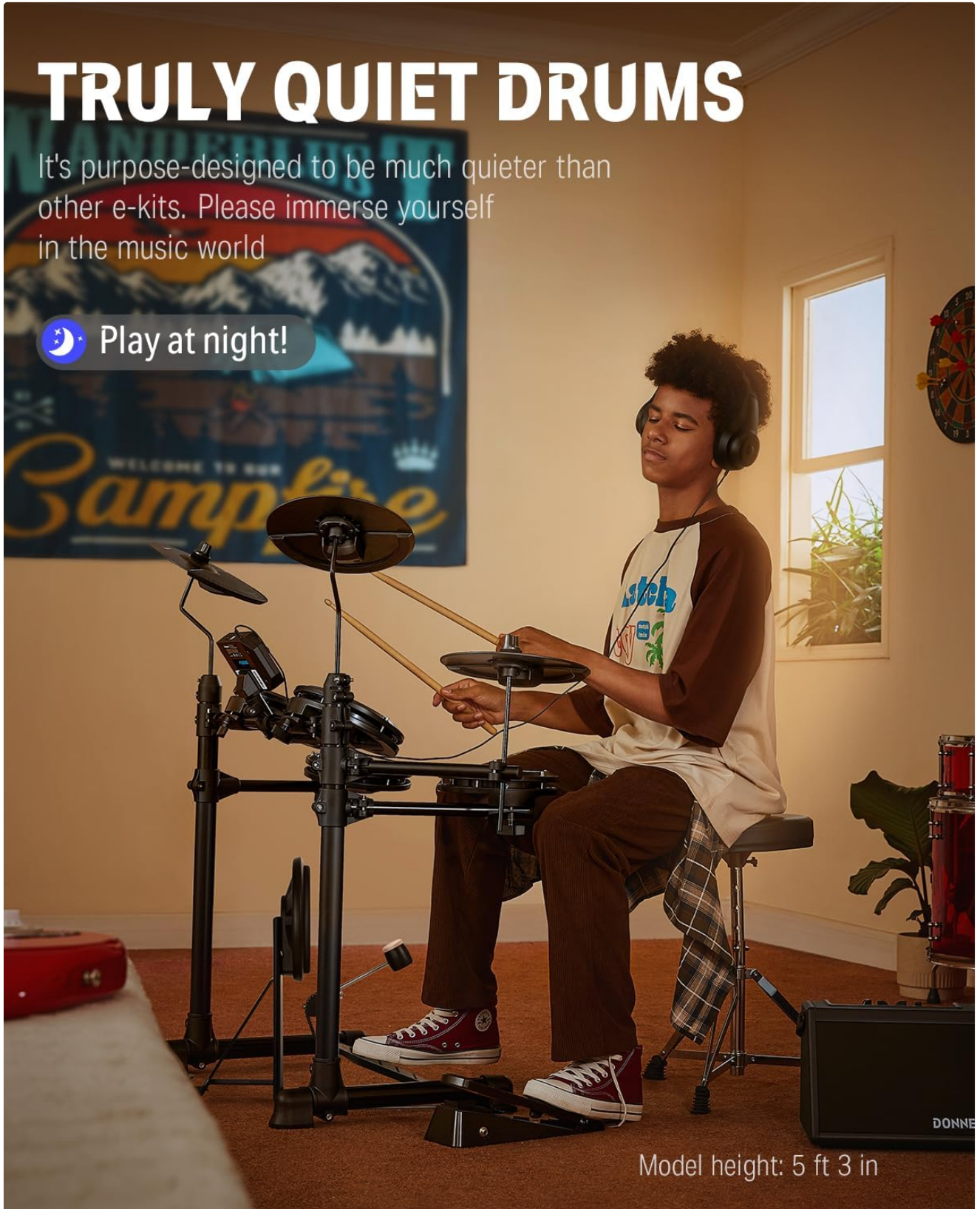


Image: Detailed view of the DED-80 drum sound module, illustrating its various buttons and knobs for operation.

Educational Features

The DED-80 includes features designed to enhance your learning experience:

- **Drum Coach:** Provides guided exercises to improve rhythm and timing.
- **Accompaniment Tracks:** Practice drumming along to 30 built-in songs.
- **Fun Exercises:** Engage with various exercises to develop drumming skills.



Image: A user interacting with the DED-80 drum set, demonstrating its compatibility with external learning resources and educational functions.

MAINTENANCE

Proper maintenance ensures the longevity and performance of your drum set.

- **Cleaning:**

- Wipe down drum pads, cymbals, and the module with a soft, dry cloth.
- For the drum throne cushion, which is made of polyurethane material, use a damp cloth to clean any spills or dirt. Its water-repellent properties make it easy to clean.

- **Storage:** When not in use, store the drum set in a dry, cool place away from direct sunlight and extreme temperatures. The set is flexible and retractable for easier storage.

- **Cable Management:** Ensure cables are not tangled or pinched to prevent damage.

- **Mesh Head Care:** The double-layered, high-density mesh drumheads are designed for durability. Avoid excessive force that could damage the mesh.

ADJUSTABLE HEIGHT DESIGN

Meet different needs



MIN: 45cm/17.72in

MAX: 56cm/22.05in

Image: Demonstrates the ease of cleaning the waterproof surface of the drum throne cushion.

GREAT SOUND LEAD TO GREAT PERFORMANCE

180  sounds

30  demo sounds

15  drum kits



Image: Shows the flexible and retractable design of the drum set, aiding in compact storage.

TROUBLESHOOTING

Common issues and their solutions.

Problem	Possible Cause	Solution
---------	----------------	----------

Problem	Possible Cause	Solution
No sound from pads/cymbals.	Cables not connected properly; module volume too low; headphones/speakers not connected or faulty.	Check all cable connections to the module and pads. Increase module volume. Ensure headphones/speakers are functional and correctly plugged in.
Module not powering on.	Power adapter not connected; power outlet faulty.	Ensure power adapter is securely connected to the module and a working power outlet. Try a different outlet.
Inconsistent pad response.	Pad sensitivity settings; loose pad connection.	Adjust pad sensitivity settings on the drum module. Check the cable connection for the affected pad.
Drum throne instability.	Rubber non-skid sleeves not properly positioned; loose bracket.	Ensure the three rubber non-skid sleeves are firmly on the floor and the triangular aluminum alloy bracket is secure.

SPECIFICATIONS

Detailed technical specifications for the Donner DED-80 Electronic Drum Set.

- **Model Name:** DED-80
- **Included Components:** 4x 6" mesh drum pads, 3x 10" cymbals, drum module, drum throne, drumsticks, headphones, cables
- **Drumhead Type:** Double-layered, high-density mesh
- **Drum Kits:** 15 preset kits
- **Sounds:** 180 sounds
- **Demo Songs:** 30 demo songs
- **Educational Features:** Drum coach, accompaniment tracks, fun exercises
- **Connectivity:** USB
- **Material:** Aluminum, Metal, Nylon (for drum set components); Polyurethane (for drum throne cushion surface)
- **Drum Throne Height Adjustment:** Minimum 45cm (17.72in), Maximum 56cm (22.05in)

WEAR-RESISTANT & WATERPROOF

Using artificial leather makes the cushion more dirt-resistant and easy to clean



Image: Illustrates the adjustable height range of the Donner drum throne.

ERGONOMIC SEAT

Filled with High-density Sponge Support



Image: Detailed view of the ergonomic seat of the drum throne, highlighting its dimensions and high-density sponge support.






WARRANTY AND SUPPORT

For warranty information and customer support, please refer to the official Donner website or contact your retailer. Keep your purchase receipt for warranty claims.

Manufacturer: Donner

Brand Store: [Donner Official Store on Amazon](#)

Related Documents - DED-80

	<p>Donner DED-80 Electronic Drum User Manual</p> <p>User manual for the Donner DED-80 Electronic Drum, providing setup, operation, and maintenance instructions for an optimal musical experience.</p>
	<p>Donner DED-80 Electronic Drum User Manual</p> <p>Comprehensive user manual for the Donner DED-80 Electronic Drum Kit, covering safe usage, setup, operation, features, and maintenance.</p>
	<p>Donner DED-70L Electric Drum Set User Manual and Instructions</p> <p>Comprehensive user manual and installation guide for the Donner DED-70L Electric Drum Set, covering setup, operation, specifications, panel and socket descriptions, and safety precautions.</p>
	<p>Donner DED-100 Electronic Drum Instruction Manual</p> <p>Comprehensive instruction manual for the Donner DED-100 Electronic Drum, covering setup, operation, features, maintenance, and safety precautions.</p>
	<p>Donner DED-100 Electronic Drum Kit User Manual</p> <p>Comprehensive user manual for the Donner DED-100 Electronic Drum Kit, covering setup, features, operation, maintenance, and safety guidelines.</p>



[Donner DED-200 Electronic Drum Instruction Manual](#)

This document provides comprehensive instructions for setting up, operating, and maintaining the Donner DED-200 Electronic Drum kit. It covers features, safety guidelines, installation steps, and operation modes.