

ieGeek S3

ieGeek Outdoor Wireless Home Security Camera

Model: S3

Brand: ieGeek

1. INTRODUCTION

The ieGeek S3 Outdoor Wireless Home Security Camera is designed to provide comprehensive surveillance for your home, both indoors and outdoors. Featuring 2K HD resolution, 180° panning, AI motion detection, and color night vision, this camera offers advanced monitoring capabilities. Its wireless design and long-lasting battery ensure flexible placement and reliable performance. This manual will guide you through the installation, operation, and maintenance of your new security camera.

Stay Connected, Stay Protected

Guard Your Home with Battery-Powered Cam

180°

Panoramic View

2K

Resolution

Wi-Fi 6

Connectivity

AI

detection



The ieGeek S3 camera ensures you stay connected and protected with its advanced features.

2. WHAT'S IN THE BOX

Please verify that all components are present in your package:

- Battery Security Camera
- Bracket Screw Pack
- Installation Sticker
- Charging Cable

3. PRODUCT OVERVIEW

The ieGeek S3 camera is a compact and robust device designed for both indoor and outdoor use. It features a durable casing, integrated pan mechanism, and essential sensors for optimal performance.



Front view of the ieGeek S3 camera, highlighting its lens and sensors.

No Cords, No Limits

place it anywhere, indoors or outdoors, enjoy security surveillance for up to 60 days on a single charge.



The camera's wireless design allows for versatile placement without cords or limits.

4. SETUP

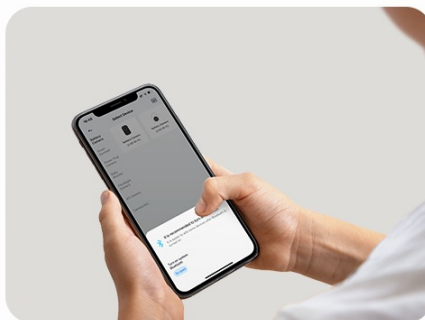
Setting up your ieGeek S3 camera is a straightforward process. Follow these steps to get your camera operational:

1. **Charge the Camera:** Before first use, fully charge the camera using the provided charging cable.
2. **Download the App:** Download the "ieGeek Cam" mobile application from your device's app store (available on Google Play and Apple App Store).
3. **Register/Log In:** Open the app and create an account or log in if you already have one.
4. **Add Device:** Follow the in-app instructions to add your new camera. Ensure your mobile device is connected to a 2.4GHz Wi-Fi network, as the camera only supports 2.4GHz Wi-Fi.
5. **Mount the Camera:** Choose a suitable location for mounting. Use the bracket screw pack and installation sticker for secure wall mounting. Ensure the camera has a clear line of sight to the area you wish to monitor.


Protection in just 3 Steps



Wire-Free, Quickly Install in 3 Mins



APP Easy Setup, Network Connection in 3s
(only support 2.4G wifi)



Get Started All-day Protection

Protection in just 3 steps: Wire-Free Installation, APP Easy Setup, and All-day Protection.

5. OPERATING INSTRUCTIONS


Your ieGeek S3 camera offers a range of features for effective surveillance and interaction.

5.1. Remote Control and Pan Rotation

Control your camera remotely using the "ieGeek Cam" app. The camera features a 180° horizontal pan rotation, allowing you to adjust the viewing angle directly from your smartphone. This helps cover a wider area without physical repositioning.

Infinite Views with 180° Pan

See Wider, More Details



The camera provides infinite views with its 180° pan capability, allowing you to see wider and more details.



Control the 1800 pan rotation directly from the mobile application.

5.2. AI Motion Detection and Alerts

The camera utilizes advanced AI algorithms to intelligently distinguish between persons, vehicles, packages, and pets, reducing false alarms. Upon detection, you will receive instant notifications on your phone. The camera can also activate a siren and bright spotlights to deter intruders.

Motion-activated Lights & Alerts

Unseen, Yet Ever Vigilant



Alert Message
motion [119479558]

NOW



siren



spotlight

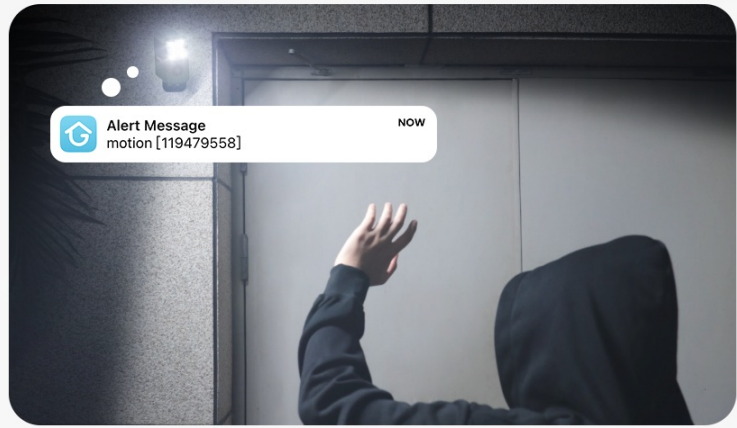


APP push

Motion-activated lights and alerts provide unseen, yet ever vigilant security.

Full Home Security Defense

Instant alerts allow you to always have an eye on your home. 4 bright spotlights, powerful Siren, and smart PIR detection add another level of security to your home



Advanced AI algorithms enhance alert accuracy by identifying persons, cars, pets, and packages.

Advanced AI Algorithms

The wifi camera intelligently distinguishes persons, vehicles, packages, and pets from other objects with a powerful human shape database, dramatically enhancing alert accuracy.



Persons




Cars



Pets



Packages



Customize your detection zones to maximize security and provide reliable protection.

5.3. 2K Color Night Vision

The camera provides clear 2K HD resolution footage, even in low-light conditions. With enhanced night vision technology, you can discern details up to 33 feet (10m) in full color, ensuring comprehensive monitoring day or night.

3MP Crystal Night Vision

See Clearly, Day or Night




3MP
(2304*1296)

4X
Digital Zoom

33FT
Night Vision Range

See clearly, day or night, with 3MP crystal night vision, offering 4X digital zoom and a 33ft night vision range.

Cover More Wide Range



Experience superior clarity with 2K HD video, capturing every detail.

5.4. Two-Way Audio

Communicate with visitors or deter unwanted guests using the camera's clear two-way audio feature. You can listen and talk through the camera via the app in real-time.

Two-way Audio

Listen and Talk Together

Put it at the door, thank you

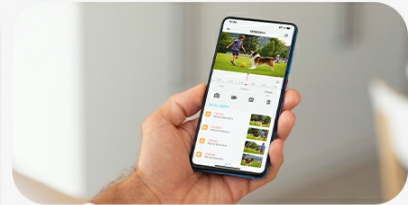
OK



Engage in two-way audio communication, allowing you to listen and talk together.

Smart-Device Compatibility

Sync your home security with ieGeek APP and smartwatch. Enjoy a more intelligent and adaptive home that responds to your needs in real time.



Enjoy real-time interaction with high-quality sound, bridging distances instantly.

5.5. Wi-Fi 6 Connectivity

The camera supports Wi-Fi 6 technology, providing faster and more reliable 2K image transmission, reduced interference, and stronger cybersecurity. It is compatible with 2.4GHz Wi-Fi networks.

Subscription-Free Storage

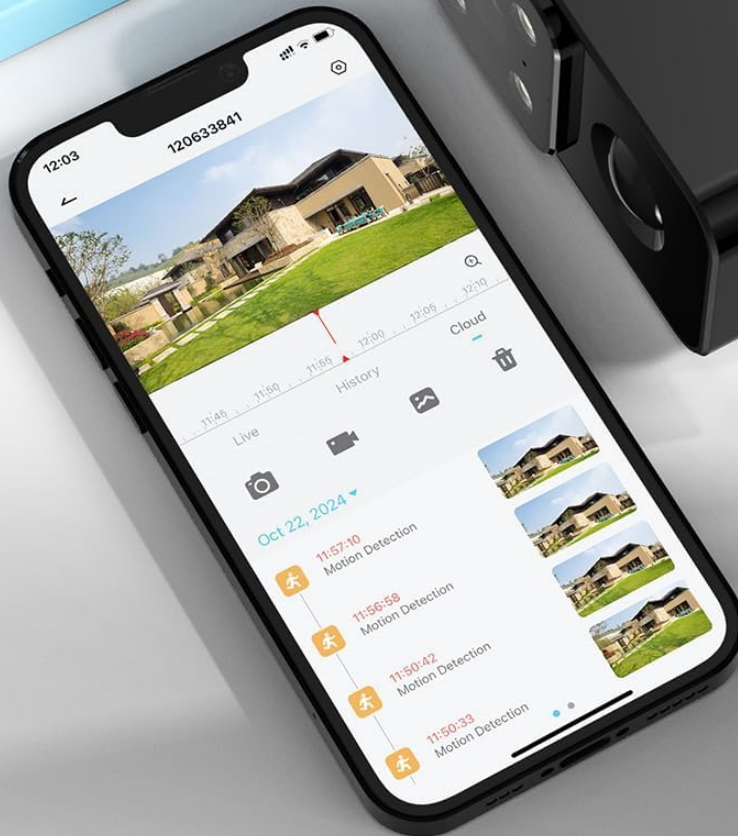
Access Footage Anytime



TF Card (up 128GB)



Cloud Storage



Experience Wi-Fi 6 next-level connectivity: 3X faster than Wi-Fi 5, 30% latency reduction, and WPA3 encryption protocol.

5.6. Storage Options

The ieGeek S3 camera offers flexible storage solutions. It supports local storage via a TF card (up to 128GB) and provides basic cloud storage for short video clips without monthly fees. Premium cloud storage options are available if desired.

Works with Alexa

Easy Voice Control


"Alexa, show me the patio"



Enjoy subscription-free storage with options for TF card (up to 128GB) and cloud storage.

Customizable 1-10 Level Detection Sensitivity

Flexibly set the sensitivity to reduce false alarms and extend the battery life of wifi security camera.



Benefit from lifetime security with no hidden fees for basic cloud storage.

5.7. Smart Device Compatibility

The camera works with Alexa, allowing for voice control commands. You can also sync your home security with the ieGeek APP and smartwatches for real-time monitoring and control.

AI Intelligent Analysis

Enhances Alert Accuracy



Persons



Cars



Pets



Packages



The camera works with Alexa for easy voice control.

Lifetime Security, No Hidden Fees

The non subscription security camera offers lifetime free basic cloud storage(records 6s with 7-day looping coverage). Access Footage Anytime.

Note: Premium Cloud Storage incurs extra charges but is optional



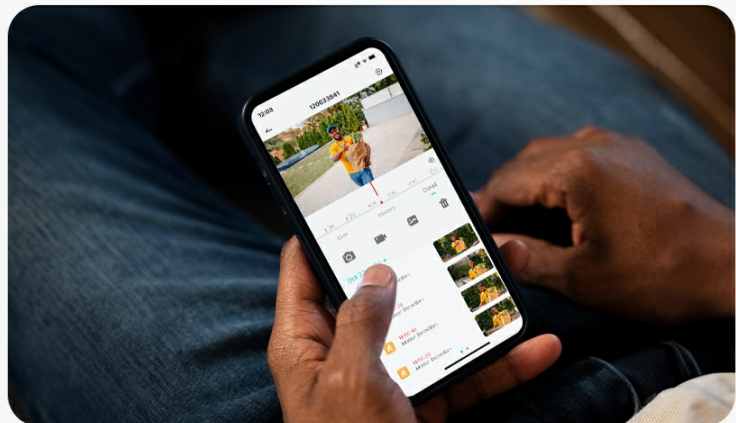
Enjoy smart-device compatibility, syncing with the ieGeek APP and smartwatches.

5.8. Multi-User Sharing and Monitoring

Share access to your camera with family members through the app, enabling everyone to participate in safeguarding your home. The app also supports multi-view remote monitoring, allowing you to control and view live feeds from up to 4 cameras simultaneously.

Find What Matters, Instantly

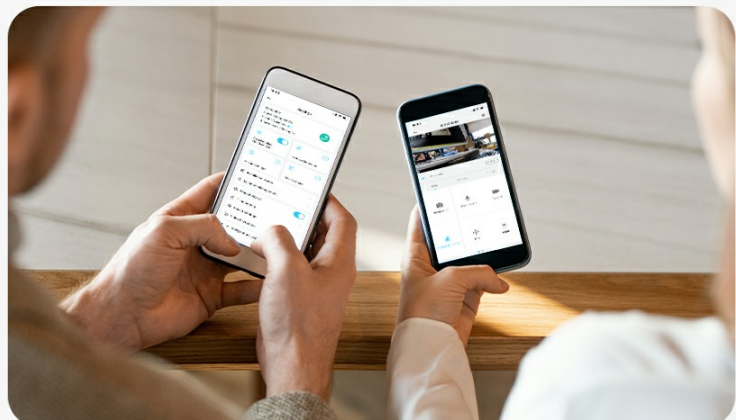
Smart Playback. Effortlessly find the moments that matter with advanced event filters and intelligent fast-forward & rewind features.



Share your outdoor surveillance camera with family members for collective home safeguarding.

Multi-user sharing

Share your outdoor surveillance camera with your family member, enabling everyone to participate in safeguarding your home.



Easily control and monitor up to 4 cameras simultaneously with multi-view remote monitoring.

5.9. Instructional Videos

Your browser does not support the video tag.

This video demonstrates the simple and easy setup process for the ieGeek Security Camera with Wi-Fi connectivity.

Your browser does not support the video tag.

This video highlights the camera's features, including its easy installation, clear video quality, night vision, and 180-degree rotation.

6. MAINTENANCE

To ensure optimal performance and longevity of your ieGeek S3 camera, follow these maintenance guidelines:

- **Battery Charging:** The camera has a built-in rechargeable battery that lasts 30-60 days on a single charge. Recharge the battery when indicated by the app. A charging adapter is required (not included).
- **Cleaning:** Periodically clean the camera lens and body with a soft, dry cloth to remove dust and smudges. Avoid using harsh chemicals or abrasive materials.
- **Weather Protection:** The camera has an IP65 rating, making it resistant to harsh weather conditions. However, avoid submerging it in water or exposing it to extreme temperatures outside its operating range.
- **Firmware Updates:** Regularly check the "ieGeek Cam" app for available firmware updates to ensure your camera has the latest features and security enhancements.

7. TROUBLESHOOTING

If you encounter issues with your ieGeek S3 camera, refer to the following common troubleshooting tips:

- **Camera Offline:** Ensure the camera is charged and within range of your 2.4GHz Wi-Fi network. Check your router's internet connection. Restarting the camera and your router may resolve connectivity issues.
- **Poor Video Quality:** Verify your Wi-Fi signal strength in the app. Move the camera closer to the router if the signal is weak. Ensure the lens is clean and free from obstructions.
- **No Motion Alerts:** Check the motion detection settings in the "ieGeek Cam" app. Ensure detection zones are correctly configured and sensitivity is set appropriately. Verify app notifications are enabled on your phone.
- **Two-Way Audio Issues:** Ensure your phone's microphone and speaker are enabled for the app. Check the camera's microphone and speaker for any physical obstructions.
- **Battery Drains Quickly:** Frequent motion detections, live view streaming, and strong Wi-Fi signals can affect battery life. Adjust detection sensitivity and reduce live view usage if possible. Consider connecting to a solar panel for continuous charging.

For more detailed troubleshooting or persistent issues, please refer to the support section within the "ieGeek Cam" app or contact ieGeek customer support.

8. SPECIFICATIONS

Feature	Specification
Model Name	ieGeek Battery Cam S3
Video Capture Resolution	2K (3MP Effective Still Resolution)
Viewing Angle	180 Degrees (Pan Rotation)

Night Vision Range	33 Feet (10m)
Connectivity Technology	2.4GHz Wi-Fi (Wi-Fi 6 Technology)
Power Source	Battery Powered (5200 mAh Lithium Ion)
Storage	TF Card (up to 128GB), Cloud Storage
Water Resistance Level	IP65 Waterproof
Compatible Devices	Alexa, Tablet, Smartphone, Smartwatch
Dimensions (L x W x H)	4.13 x 2.52 x 1.97 inches
Item Weight	12.7 ounces (360 Grams)

9. WARRANTY AND SUPPORT

The ieGeek S3 Outdoor Wireless Home Security Camera comes with a 2-year warranty, providing peace of mind regarding your purchase. For any product-related inquiries, technical support, or warranty claims, please contact ieGeek customer service through their official website or the support section within the "ieGeek Cam" mobile application.

Customize Your Detection Zones

Maximize your security with tailored detection zones, providing peace of mind and reliable protection.



Flexibly set the detection sensitivity from 1 to 10 levels to reduce false alarms and extend battery life.

