

## Manuals+

[Q & A](#) | [Deep Search](#) | [Upload](#)

[manuals.plus](#) /

› [COSTWAY](#) /

› [COSTWAY 3-in-1 Wooden Play Kitchen Instruction Manual \(Model FB32457SDDE\)](#)

## COSTWAY FB32457SDDE

# COSTWAY 3-in-1 Wooden Play Kitchen Instruction Manual

Model: FB32457SDDE

## INTRODUCTION

Thank you for choosing the COSTWAY 3-in-1 Wooden Play Kitchen. This manual provides essential information for the safe assembly, operation, and maintenance of your new play kitchen. Please read these instructions carefully before assembly and retain them for future reference. This play kitchen is designed to encourage imaginative play and skill development for children aged 3 years and older.



Image: The complete COSTWAY 3-in-1 Wooden Play Kitchen, featuring a refrigerator, main kitchen unit, and a sink with washing machine.

## SAFETY INFORMATION

---

- This product is intended for children aged 3 years and older. Adult supervision is recommended during play.
- Ensure all parts are securely fastened during assembly to prevent hazards.
- Regularly inspect the play kitchen for any loose parts, damage, or wear. Discontinue use if any damage is found.
- Keep small parts away from young children to avoid choking hazards.
- The product is made of high-quality MDF and pine wood, ensuring durability and child safety. The surface is smooth and burr-free.

## SETUP AND ASSEMBLY

---

The COSTWAY 3-in-1 Wooden Play Kitchen requires assembly. Please follow the detailed instructions provided in the separate assembly manual included with your purchase. Ensure all components are present before beginning assembly.

### Included Components:

- 1 x Refrigerator Unit
- 1 x Main Play Kitchen Unit (Stove, Oven, Microwave, Ice Maker)
- 1 x Sink and Washing Machine Unit
- 2 x Pots
- 3 x Kitchen Utensils
- 1 x Cup
- 3 x Ice Cubes
- Assembly Hardware and Tools (as specified in the assembly manual)

# Multifunktionale Spielküche

Erlaubt Kindern, die 3 Teile frei zu kombinieren



Kühlschrank



Küchen-Set



Spüle & Waschmaschine

Image: The three independent modules of the play kitchen: a refrigerator, a central kitchen unit, and a sink with an integrated washing machine, allowing for flexible arrangement.

## Product Dimensions:

# Produkt-Abmessungen



Empfohlenes Alter: 3+ Jahre alt




Image: A diagram illustrating the overall dimensions of the assembled play kitchen (120 x 30 x 90 cm) and the individual dimensions of the refrigerator, main kitchen unit, and washing machine unit.

## OPERATING INSTRUCTIONS


This play kitchen features various interactive elements designed to simulate a real kitchen experience.

### Key Features:

- **360° Rotatable Faucet:** The sink features a faucet that can rotate 360 degrees for realistic water play (without actual water).
- **Simulated Cooktops:** Two cooktops with realistic clicking sound knobs and lights provide an engaging cooking experience.
- **Illuminated Range Hood:** The range hood includes lights to enhance the play environment.
- **Microwave and Ice Maker:** Functional doors and simulated controls for the microwave and an ice maker with included ice cubes add to the interactive play.
- **Washing Machine:** A washing machine with a rotating drum and control panel for pretend laundry tasks.
- **Storage:** Multiple cabinets, including a 3-story refrigerator, oven, and washing machine, provide ample storage for play food and accessories.



360° drehbarer Wasserhahn



2 simulierte Brenner

## Echte Spielerfahrung



Beleuchtete Haube

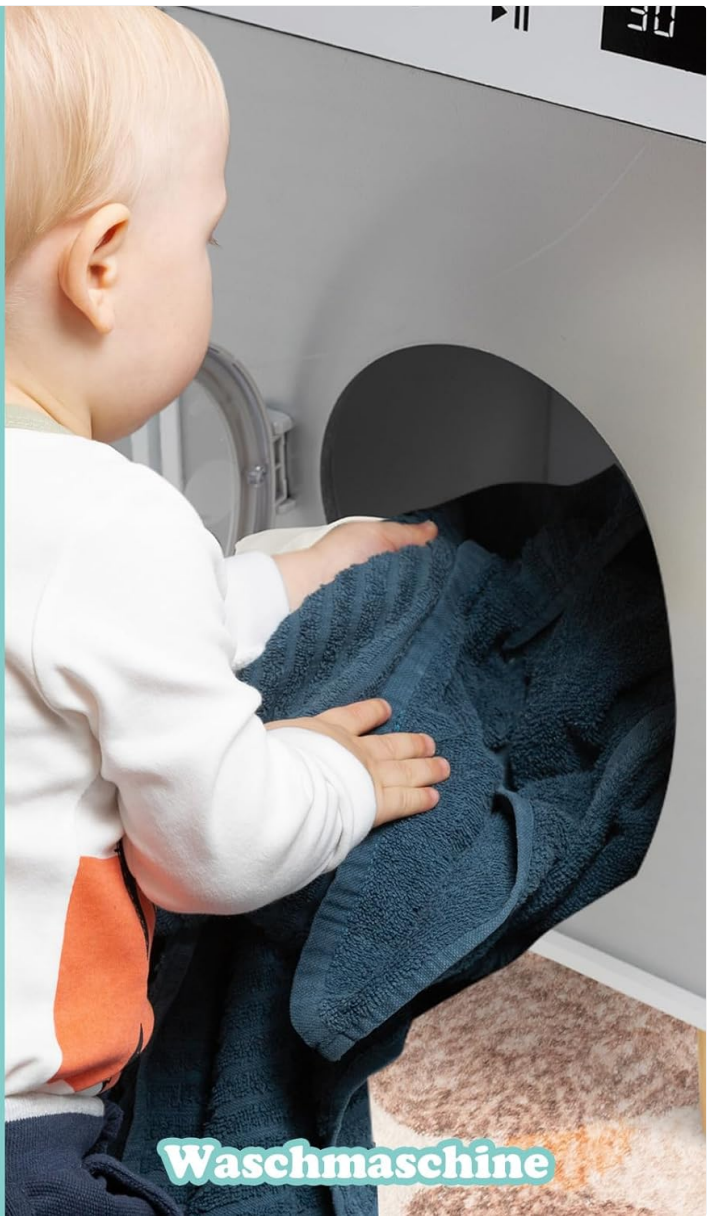
Image: Detailed view of the play kitchen's interactive elements, including the 360-degree rotatable faucet, two simulated burners with 'pop' and 'sizzle' sound effects, and an illuminated range hood.



**Mikrowellenherd**



**Eismaschine**



**Waschmaschine**

Image: A child interacting with the washing machine, alongside close-ups of the microwave and the ice maker dispensing a pretend ice cube.

## Weitere exquisite Details

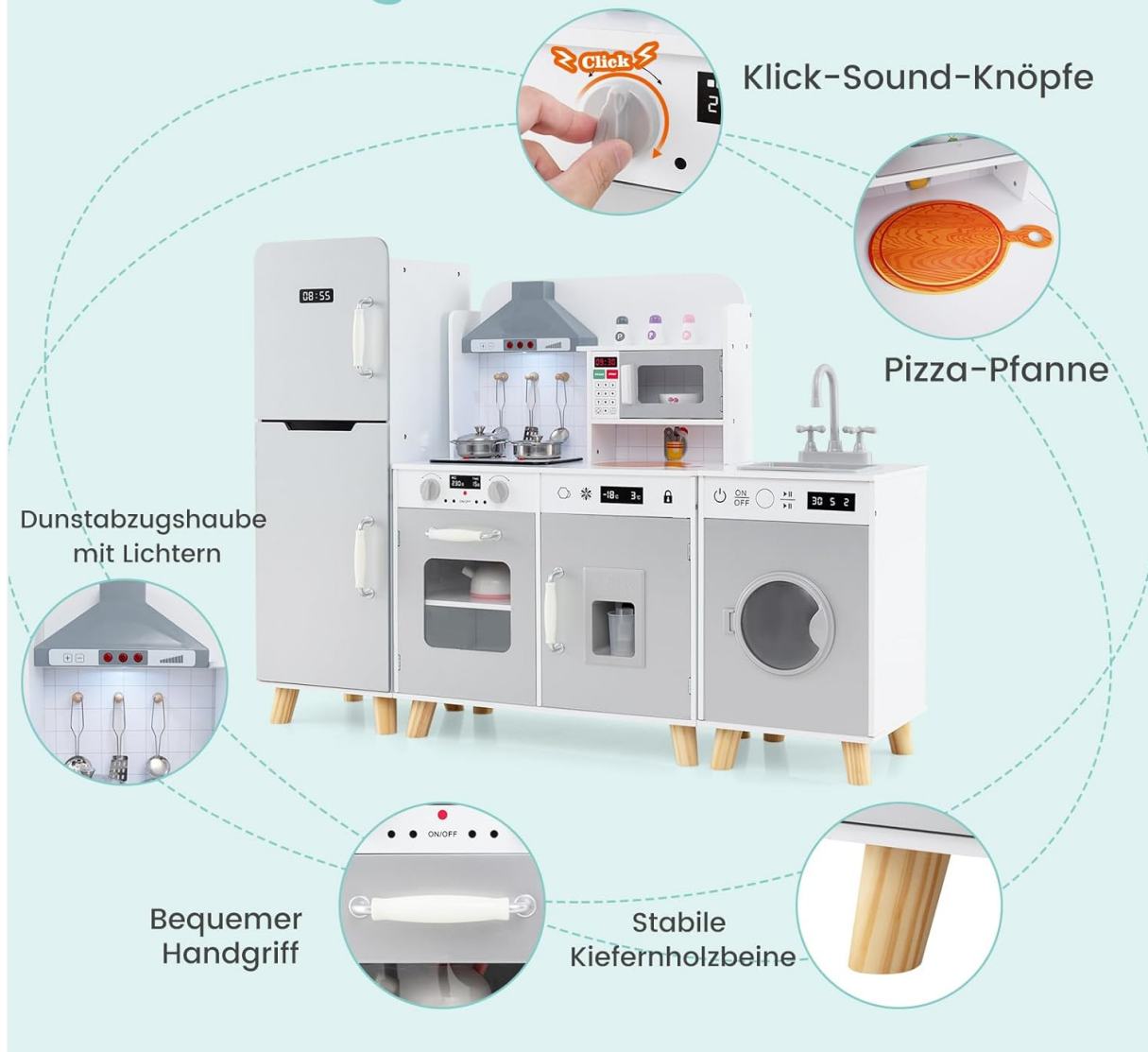


Image: An overview highlighting additional details such as the click-sound knobs, a pizza pan accessory, the illuminated range hood, comfortable handles, and the stable pine wood legs.

## MAINTENANCE

Proper maintenance ensures the longevity and safety of your play kitchen.

- **Cleaning:** Wipe surfaces with a soft, damp cloth. Avoid abrasive cleaners or harsh chemicals that could damage the finish.
- **Wood Care:** Keep the wooden parts dry. Avoid prolonged exposure to moisture or direct sunlight to prevent warping or fading.
- **Inspection:** Periodically check all screws and fasteners to ensure they are tight. Re-tighten if necessary.
- **Storage:** Store the play kitchen in a dry, temperate environment when not in use.

## TROUBLESHOOTING

If you encounter any issues with your play kitchen, please refer to the following common solutions:

- **Loose Parts:** If any parts feel loose, gently tighten the corresponding screws. Do not overtighten.
- **Lights/Sounds Not Working:** Check if batteries are required for specific features (e.g., range hood lights, stove sounds) and ensure they are correctly installed and not depleted. Replace batteries if necessary.

- **Stability Issues:** Ensure the play kitchen is placed on a flat, stable surface. Verify that all leg attachments are secure.

For issues not covered here, please contact COSTWAY customer support.



SPECIFICATIONS





Feature	Specification
Brand	COSTWAY
Model Number	FB32457SDDE
Overall Dimensions (L x W x H)	120 x 30 x 90 cm
Refrigerator Dimensions (L x W x H)	30 x 29.5 x 90 cm
Play Kitchen Dimensions (L x W x H)	60 x 30 x 82.5 cm
Washing Machine Dimensions (L x W x H)	30 x 30 x 66 cm
Material	MDF, Pine Wood, Plastic
Color	White, Grey
Net Weight	21.5 kg
Recommended Age	3 years and up
Assembly Required	Yes

WARRANTY AND SUPPORT

COSTWAY is committed to providing high-quality products. For any questions regarding assembly, operation, or if you require assistance with your product, please refer to the contact information provided with your purchase or visit the official COSTWAY website for customer support. Please have your model number (FB32457SDDE) ready when contacting support.

Related Documents - FB32457SDDE

	<p><a href="#">Wooden Kids Play Kitchen Assembly Instructions</a></p> <p>Detailed assembly instructions and safety warnings for the Wooden Kids Play Kitchen (Model TP10469) from Costway. Includes parts list and step-by-step guidance.</p>
	<p><a href="#">COSTWAY Children's Climbing Triangle Assembly Instructions</a></p> <p>Detailed assembly instructions for the COSTWAY 3-in-1 Children's Climbing Triangle with slide. Includes safety warnings and step-by-step guidance for proper installation.</p>

	<p><a href="#">Costway Kids Play Kitchen TY327903 User Manual</a></p> <p>User manual for the Costway Kids Play Kitchen, model TY327903. Includes assembly instructions, safety warnings, and contact information.</p>
	<p><a href="#">COSTWAY 4-in-1 Kids Rocking Horse Slide with Basketball Hoop and Ring Toss - Installation Guide</a></p> <p>Detailed installation instructions for the COSTWAY 4-in-1 Rocking Horse Slide, including a comprehensive parts list and step-by-step assembly guidance in English. Designed for children aged 1-5 years.</p>
	<p><a href="#">Costway Kitchen Playset for Kids - Assembly Instructions and Safety Information</a></p> <p>Comprehensive assembly instructions, safety warnings, and return policy for the Costway Kitchen Playset for Kids (TP10237). Includes guidance on battery usage and product care.</p>
	<p><a href="#">Costway Kids Ride On Excavator TQ10103 User Manual</a></p> <p>Comprehensive user manual for the Costway Kids Ride On Excavator TQ10103, covering assembly instructions, safety guidelines, operation, player functions, remote control usage, charging, troubleshooting, maintenance, and battery disposal.</p>