

Nectar Luxe Twin XL Adjustable Base & 14 inch Mattress

Nectar Luxe Twin XL Adjustable Base & 14-inch Mattress Instruction Manual

1. INTRODUCTION

This manual provides essential information for the setup, operation, and maintenance of your Nectar Luxe Twin XL Adjustable Base and 14-inch Memory Foam Mattress. Please read these instructions carefully before assembly and use to ensure proper function and longevity of your product.



Image: The Nectar Luxe Twin XL Adjustable Base and 14-inch Mattress, showcasing its adjustable head and foot sections, accompanied by two remote controls. The bed is set in a modern bedroom with blue walls and wooden furniture.

2. SETUP INSTRUCTIONS

2.1. Unpacking the Mattress

Your Nectar mattress is compressed and rolled in a box for convenient shipping. Carefully remove the mattress from its packaging. Place the rolled mattress on a flat, clean surface, such as your bed frame or the floor. Unroll the mattress and remove the plastic wrapping. The mattress will begin to expand immediately. Allow up to 24 hours for the mattress to fully expand to its 14-inch height and shape.

2.2. Assembling the Adjustable Base

The adjustable base is designed for simple, tool-free setup. Follow the instructions provided with your adjustable base for specific assembly steps. Ensure all components are securely connected before placing the mattress on top. The base can be used on an existing platform frame or directly on the floor due to its Zero Clearance design.

Premier Adjustable Base



Easy Set Up



Customizable Support



Smart Technology



Image: A graphic illustrating the key features of the Nectar Premier Adjustable Base, highlighting its easy setup, customizable support, and smart technology capabilities.

3. OPERATING INSTRUCTIONS

3.1. Adjustable Comfort and Support

The Nectar Luxe Adjustable Base allows for independent head and foot elevation. Use the wireless remote control or the Bluetooth app to adjust your sleeping position. You can create and save custom positions for personalized comfort.

- **Head Elevation:** Raise or lower the head section for reading, watching TV, or reducing snoring.
- **Foot Elevation:** Adjust the foot section to relieve pressure or improve circulation.
- **Zero Gravity Position:** A pre-set position that elevates both the head and feet to create a feeling of weightlessness, reducing pressure on the body.
- **Anti-Snore Setting:** A dedicated setting to slightly elevate the head, which can help reduce snoring.

Customizable Comfort & Support

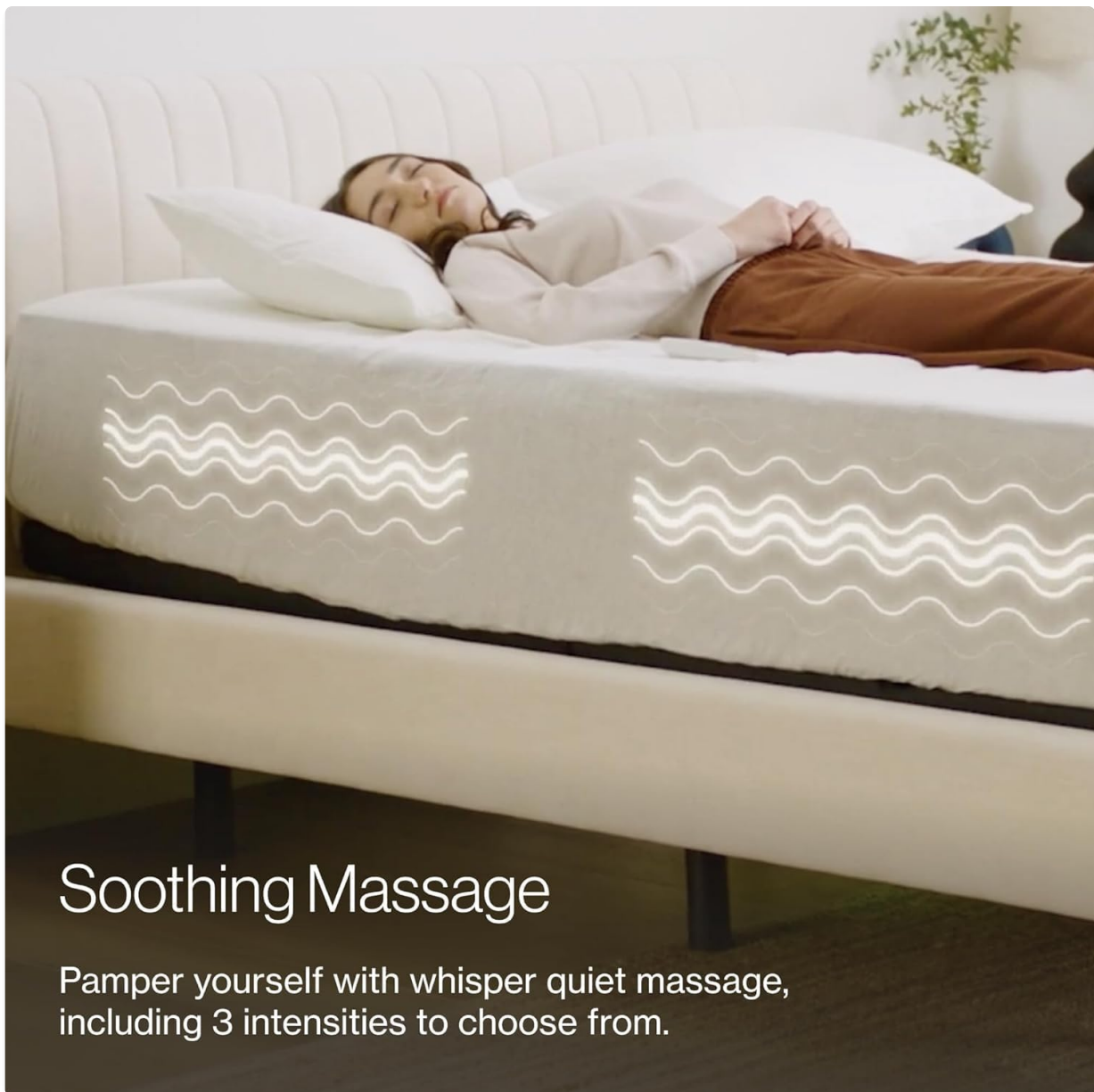
Elevate your head or feet and turn down the pressure with the Zero Gravity setting.



Image: A visual representation of the Nectar adjustable base demonstrating its customizable head and foot elevation features, allowing users to find their optimal comfort and support.

3.2. Soothing Massage Settings

The adjustable base includes customizable vibration massage settings to enhance relaxation. Use the remote or app to select from 3 intensity levels.



Soothing Massage

Pamper yourself with whisper quiet massage, including 3 intensities to choose from.

Image: A person relaxing on a Nectar mattress, with illuminated wave patterns on the mattress surface visually representing the soothing massage feature in action.

3.3. Smart Technology & USB Ports

Control your sleep experience using the Bluetooth app or the wireless remote. The adjustable base also features 4 built-in USB ports for convenient device charging.

3.4. Split King Configuration

For Split King sizes, two Twin XL bases are provided, allowing each sleeper to independently adjust their side of the bed. Follow the instructions to combine the bases if desired, or use them separately.

Split the Difference

Our Split King size allows you to individually control each sleeper's position separately with two Twin XL mattresses. Adjust each side however you like.



Image: A Split King bed arrangement featuring two Twin XL Nectar mattresses on separate adjustable bases, with one side elevated to demonstrate individual control.

4. PRODUCT FEATURES (MATTRESS)

4.1. Cooling Technology

The Nectar Luxe mattress features double the cooling fibers compared to the Classic model, ensuring a refreshing sleep experience. Cooling technology is woven throughout the mattress to help regulate temperature.



For Cooler Nights

Cooling technology is woven throughout every part of your Nectar. Because we know just how bad those night sweats can be.

Image: A happy couple in bed, highlighting the cooling features of the Nectar mattress for comfortable sleep.

4.2. Pressure Relief & Support

With 2 additional inches of contouring memory foam compared to the Classic model, the Luxe mattress offers 3 times more pressure relief for your back and hips. It provides optimal firmness, coolness, breathability, and comfort for all sleeping positions (side, back, stomach).



Image: An exploded view diagram of the Nectar mattress layers, emphasizing its enhanced cooling properties and superior pressure relief compared to the Classic model.

4.3. Motion Isolation

Nectar memory foam mattresses feature a foundation base designed to minimize motion transfer, ensuring undisturbed sleep even with a partner.



Image: A close-up of a Nectar mattress with text emphasizing its motion isolation capabilities, ensuring undisturbed sleep.

4.4. Firmness Level

The Nectar Luxe 14-inch mattress is designed to offer a medium-firm feel, rated around 6.5 on a firmness scale, providing a balance of support and contouring comfort.

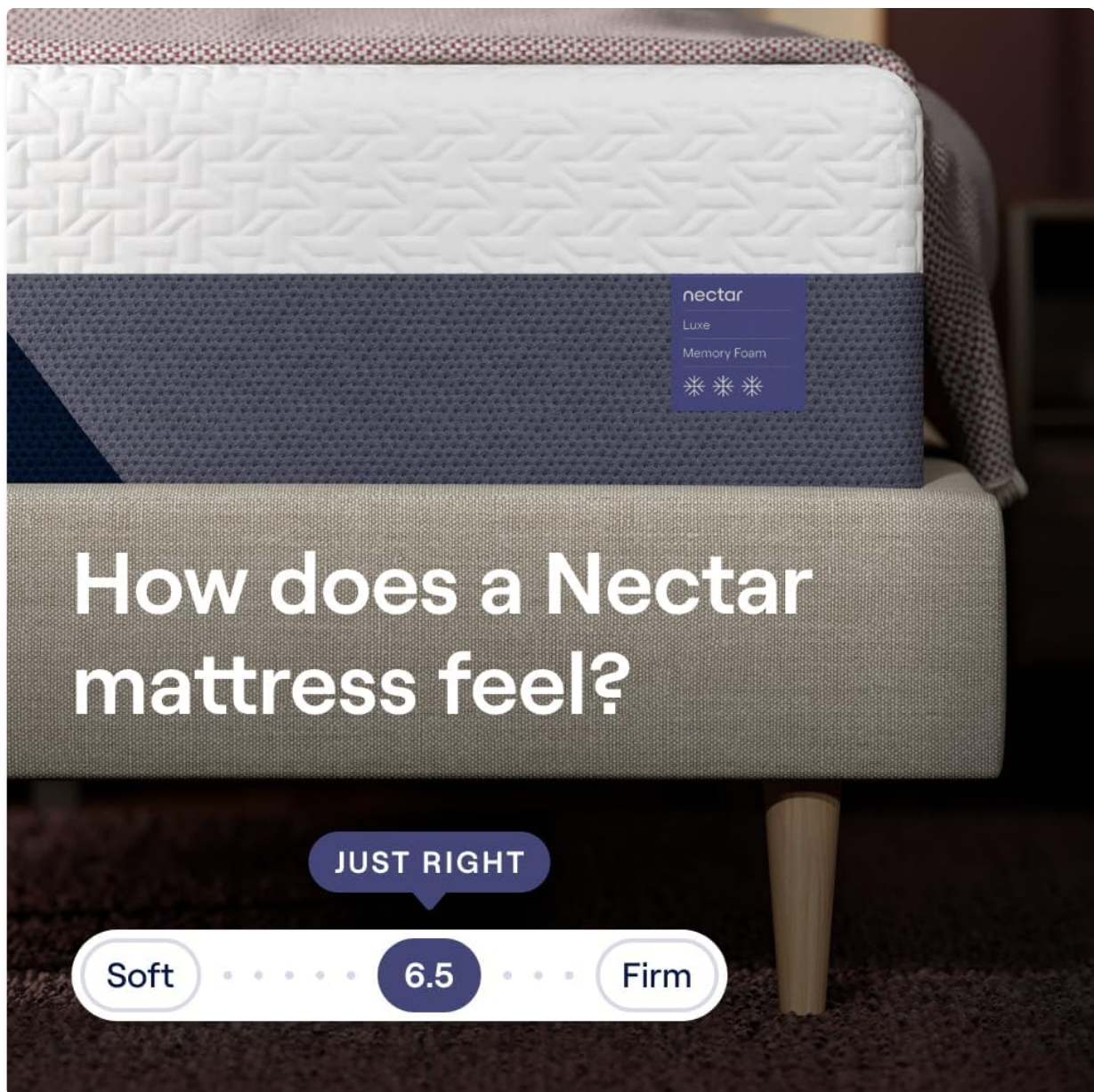


Image: A Nectar mattress with an overlay graphic showing a firmness scale, indicating the mattress's feel as 'Just Right' at a 6.5 rating between soft and firm.

5. MAINTENANCE

5.1. Mattress Care

- **Spot Cleaning:** For minor spills, gently spot clean the mattress cover with a mild detergent and water. Avoid saturating the mattress.
- **Removable Cover:** The mattress features a zippered cover that can be removed for cleaning. Refer to the care label on the cover for specific washing instructions.
- **Rotation:** To promote even wear, rotate your mattress 180 degrees every 3-6 months.

5.2. Adjustable Base Care

- **Cleaning:** Wipe down the adjustable base frame with a damp cloth as needed. Avoid harsh chemicals.
- **Inspection:** Periodically check all connections and moving parts to ensure they are secure and functioning correctly.

6. TROUBLESHOOTING

If you encounter any issues with your Nectar Luxe Adjustable Base or Mattress, please refer to the specific troubleshooting guide that came with your product or contact Nectar customer support for assistance. Common issues often relate to power connections for the adjustable base or allowing sufficient time for mattress expansion.

7. SPECIFICATIONS

Feature	Detail
Brand	Nectar
Model Name	Nectar Luxe
Size	Twin XL
Mattress Height	14 inches
Fill Material	Memory Foam
Construction Type	Memory Foam
Weight Limit (Adjustable Base)	750 pounds
Cooling Features	2X More Cooling Fibers
Pressure Relief	3X More Pressure Relief
Massage Settings	3 Intensity Levels
Connectivity	Bluetooth App, Wireless Remote
Additional Features	4 Built-in USB Ports, Zero Gravity, Anti-Snore Setting

8. WARRANTY AND SUPPORT

8.1. Mattress Trial & Warranty

The Nectar Luxe mattress comes with a 365-Night Home Mattress Trial, starting from the day of delivery. The mattress is also backed by a Forever Warranty, covering the product for as long as you own it.

8.2. Adjustable Base Warranty

The adjustable base includes a 2-year warranty. For detailed terms and conditions, please refer to the warranty documentation included with your purchase.

Rest Easy with Nectar

📅 365 Night Trial

∞ Forever Warranty™

👉 Simple Set Up






Image: A graphic summarizing Nectar's customer assurances: a 365-night trial, a Forever Warranty, and simple setup.

8.3. Customer Support

For further assistance, product registration, or warranty claims, please visit the official Nectar website or contact their customer service department. Keep your purchase receipt and model information handy.


Related Documents - Luxe Twin XL Adjustable Base & 14 inch Mattress

 <p>What makes the Nectar mattress so special?</p> <p>There are only three reasons why the Nectar mattress is so special. First, it's made of 100% memory foam. Second, it's made of 100% organic cotton. Third, it's made of 100% natural latex.</p> <p>What's the 365-night trial?</p> <p>For 365 nights, you can try the Nectar mattress for free. If you don't love it, you can return it for a full refund. No questions asked.</p> <p>Don't like Nectar's look?</p> <p>The Nectar mattress is available in a variety of colors and patterns. You can choose from a variety of colors and patterns to match your bedroom decor.</p>	<p>Nectar Mattress: Features, 365-Night Trial, and Care Guide</p> <p>Explore the Nectar mattress, detailing its unique features, the extended 365-night sleep trial, warranty, cleaning instructions, and firmness level for optimal comfort and support.</p>
 <p>nectar Classic Memory Foam Mattress</p>	<p>Nectar Classic Memory Foam Mattress Product Guide and Specifications</p> <p>Detailed product guide for the Nectar Classic Memory Foam Mattress, covering features, specifications, layer breakdown, certifications, warranty, returns, and shipping information.</p>
 <p>nectar Luxe Hybrid Mattress</p>	<p>Nectar Luxe Hybrid Mattress Product Guide and Specifications</p> <p>Comprehensive product guide for the Nectar Luxe Hybrid Mattress, detailing its NectarTech Sleep System, layers, specifications, NectarCool technology, OEKO-TEX® and CertiPUR-US® certifications, warranty, and return policies.</p>



[Nectar Mattress Setup Guide: Hassle-Free Unboxing and Installation](#)

Follow Nectar's easy step-by-step guide to unbox, set up, and care for your new mattress. Learn about expansion, bed base requirements, ventilation, and maintenance for optimal comfort.



[Nectar HexaDuo Smart Air Purifier User's Guide](#)

Comprehensive user's guide for the Nectar HexaDuo Smart Air Purifier, covering features, setup, operation, maintenance, troubleshooting, and smart app connectivity.