

Tajsoon GMR1021C

Tajsoon Double Rod Heavy Duty Clothes Rack (Model GMR1021C) User Manual

Model: GMR1021C | Brand: Tajsoon

INTRODUCTION

Thank you for choosing the Tajsoon Double Rod Heavy Duty Clothes Rack. This manual provides detailed instructions for assembly, operation, maintenance, and troubleshooting to ensure safe and efficient use of your new garment rack. This rack is designed for durability and convenience, featuring a robust metal construction, adjustable rods, and smooth-rolling casters.

SAFETY INFORMATION

- Ensure all parts are securely fastened before use.
- Do not exceed the maximum load capacity of 480 lbs (300 lbs for the top rod, 180 lbs for the bottom shelf). Overloading can cause instability and damage.
- Place the rack on a flat, stable surface to prevent tipping.
- Keep hands and fingers clear of moving parts during assembly and adjustment.
- Lock the casters when the rack is in a stationary position to prevent unintended movement.
- This product is intended for indoor use.

PACKAGE CONTENTS

Verify that all components are present before beginning assembly:

- 1x Heavy Duty Clothes Rack
- Assembly Guide
- Installation Tool (if required)
- All necessary hardware (e.g., casters, rods, frame components)

SETUP AND ASSEMBLY

The Tajsoon Double Rod Clothes Rack features a snap-on design for quick and easy assembly, typically taking 15-20 minutes. No complicated tools are required beyond what is included.

1. Unpack all components and lay them out on a clean, flat surface.
2. Attach the casters to the base frame. Ensure two locking casters are placed on one side for stability.
3. Assemble the vertical support poles by connecting the sections using the snap-on mechanism. Ensure the spring-loaded pegs engage fully.
4. Insert the vertical support poles into the base frame.
5. Attach the horizontal hanging rods to the top of the vertical supports.
6. Verify all connections are secure and the rack is stable before loading clothes.



Figure 1: Illustration of the buckle design for quick assembly, highlighting the snap-on mechanism.

Your browser does not support the video tag.

Video 1: Assembly and folding steps for the Tajsoon Double Clothes Rack. This video demonstrates the process of setting up and collapsing the rack.

OPERATING INSTRUCTIONS

Adjusting Height and Width

The rack features adjustable horizontal and vertical rods to accommodate various garment lengths and space requirements.

- **Horizontal Extension:** The double rods can be extended from 50.6 inches to 64.9 inches. Gently pull the retractable rods on both sides of the main hanging rod to adjust the width.
- **Vertical Height Adjustment:** The vertical height can be adjusted between 58 inches and 62.8 inches. Locate the adjustment points on the vertical poles and secure them at the desired height.

Adjustable & Extendable Clothes Rack

Can Hang Clothes **180+**

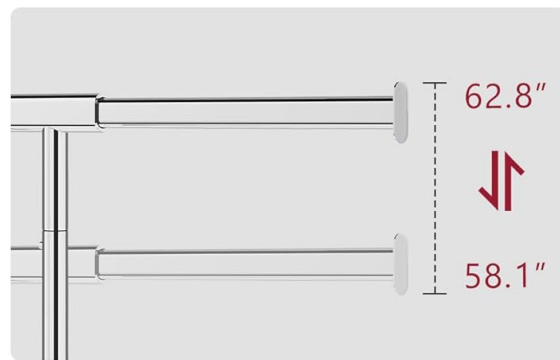
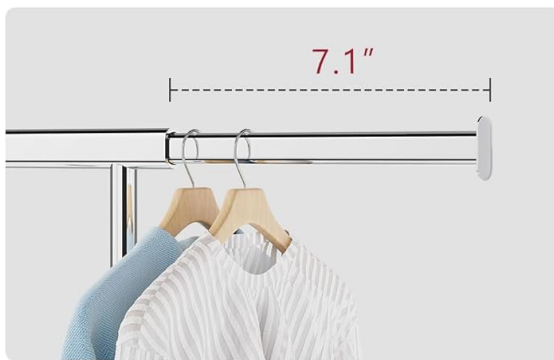


Figure 2: Visual guide to the adjustable and extendable components of the clothes rack, including width and height adjustments.

Moving the Rack

The rack is equipped with four solid rubber casters for easy mobility. Two casters include locking brakes for stability.

- To move the rack, unlock the two casters with brakes by flipping the lever.
- Gently push or pull the rack to its desired location.
- Once positioned, engage the caster brakes to secure the rack in place.



Figure 3: Close-up of the casters, illustrating the locking mechanism for stationary use and 360-degree rotation for movement.

Folding for Storage

For convenient storage or transportation, the rack can be folded flat.

- Remove all clothes and items from the rack.
- Disengage the horizontal hanging rods and collapse the vertical supports.
- Follow the reverse steps of assembly to fold the rack into a compact form. Refer to Video 1 for a visual guide on folding.

Foldable Clothes Rack

For easy storage and assembly



Figure 4: A person demonstrating how to fold the clothes rack flat for easy storage under a bed or sofa.

Extra Storage Features

- **Side Hooks:** Utilize the 5 hooks on both sides for hanging ties, belts, scarves, or bags.
- **Bottom Shelf:** The integrated bottom shelf provides space for shoes, storage boxes, or other accessories.

Your browser does not support the video tag.

Video 2: Overview of the Tajsoon Double Rods Garment Rack, showcasing its features including side hooks and bottom shelf.

MAINTENANCE

- **Cleaning:** Wipe the metal surfaces with a soft, damp cloth. Avoid abrasive cleaners or harsh chemicals that could damage the chrome finish.
- **Inspection:** Periodically check all connections and fasteners to ensure they remain tight and secure.
- **Caster Care:** Keep the casters free of dust and debris to ensure smooth rolling.
- **Rust Prevention:** While the steel is designed to be rust-resistant, avoid prolonged exposure to moisture to maintain its condition.

TROUBLESHOOTING

Problem	Possible Cause	Solution
Rack is wobbly or unstable.	<ul style="list-style-type: none"> • Not all connections are fully secured. • Rack is on an uneven surface. • Casters are not locked. • Overloaded beyond capacity. 	<ul style="list-style-type: none"> • Check and tighten all snap-on connections. • Move the rack to a flat, level surface. • Engage the locking brakes on the casters. • Reduce the load to within the specified capacity.
Casters do not roll smoothly.	<ul style="list-style-type: none"> • Debris caught in wheels. • Caster brakes are engaged. 	<ul style="list-style-type: none"> • Clean any debris from the wheels. • Ensure caster brakes are disengaged.
Difficulty folding the rack.	<ul style="list-style-type: none"> • Components not disengaged correctly. 	<ul style="list-style-type: none"> • Ensure horizontal rods are fully retracted and vertical supports are disengaged from the top bar. Refer to the assembly/folding video for guidance.

SPECIFICATIONS

Feature	Detail
Brand	Tajsoon
Model Number	GMR1021C
Color	Chrome
Material	Alloy Steel
Product Dimensions (D x W x H)	21"D x 64.8"W x 62.8"H (fully extended)
Adjustable Width	50.6" to 64.9"
Adjustable Height	58" to 62.8"
Load Capacity (Total)	480 Pounds
Load Capacity (Top Rod)	300 Pounds
Load Capacity (Bottom Shelf)	180 Pounds
Item Weight	21.9 Pounds
Number of Shelves	1

Feature	Detail
Casters	4 removable solid rubber casters (2 with locking brakes)
Assembly Time	15-20 minutes (approx.)

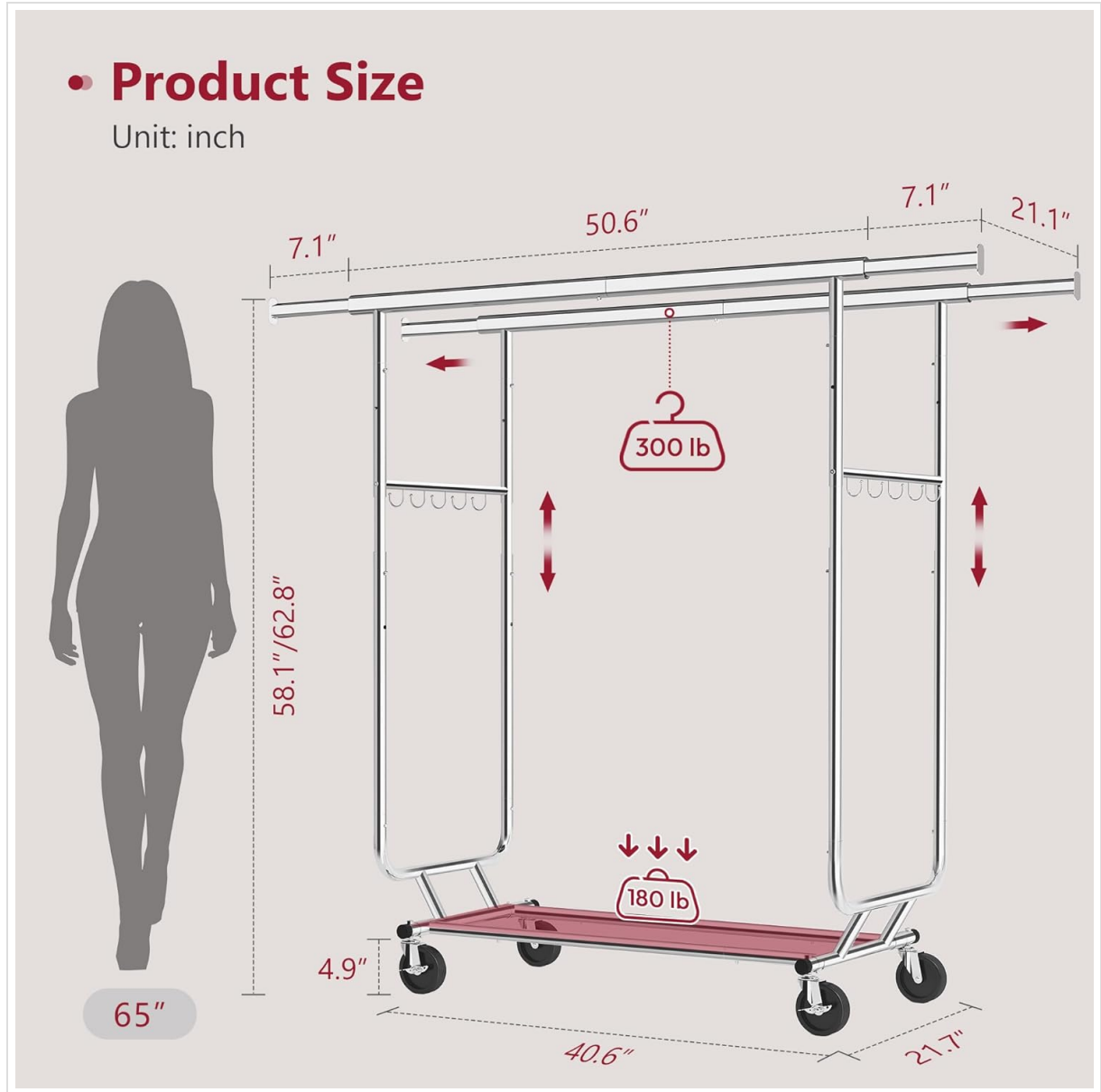


Figure 5: Detailed product dimensions and weight capacities for the Tajsoon Double Rod Clothes Rack.

WARRANTY AND SUPPORT

Manufacturer's Warranty

Tajsoon provides a **12-month warranty** from the date of purchase. This warranty covers manufacturing defects and material flaws under normal use. Please retain your proof of purchase for warranty claims.

Customer Support

For any questions, concerns, or assistance with your product, please contact Tajsoon customer support. You can find more information and contact details on the official Tajsoon store page:

[Visit the Tajsoon Store](#)

