

Spigen ACS09056

Spigen Nano Pop MagFit Case for Samsung Galaxy S25 Ultra Instruction Manual

Model: ACS09056

1. PRODUCT OVERVIEW

The Spigen Nano Pop MagFit Case is designed to provide robust protection and enhanced functionality for your Samsung Galaxy S25 Ultra. This case integrates MagFit technology for secure attachment of magnetic accessories and supports Qi2 wireless charging. Its dual-layer construction combines flexible TPU and durable PC materials, complemented by a textured dot grip for improved handling.



This image displays the Spigen Nano Pop MagFit case, highlighting its dual-layer construction and the integrated magnetic ring for MagFit compatibility. The exterior features a smooth finish with textured side grips.

2. INSTALLATION GUIDE

Follow these steps to properly install the Spigen Nano Pop MagFit Case on your Samsung Galaxy S25 Ultra:

1. Ensure your Samsung Galaxy S25 Ultra is clean and free of dust or debris.
2. Align the phone with the case, starting with the top edge.
3. Gently press the phone into the case, ensuring all corners and edges are securely seated.
4. Verify that all buttons and ports are accessible and aligned with the case cutouts.

SAMSUNG Galaxy S25 Ultra

Magical Color Harmony.

NanoPop MagFit



**Only compatible
with Galaxy S25 Ultra**

Not compatible
with Galaxy S25 and Galaxy S25+.

This image illustrates the Spigen Nano Pop MagFit case securely fitted onto a Samsung Galaxy S25 Ultra, demonstrating its precise cutouts for ports and buttons, and the slim profile.

3. KEY FEATURES AND OPERATION

3.1 MagFit Compatibility

The integrated MagFit technology allows for seamless attachment of compatible magnetic accessories. Simply align your MagFit accessory with the back of the case for a secure connection.

Stronger magnets.

Stronger magnets for easy, securer, and snappy connectivity.



Dedicated Magfit

MADE FOR THE
GALAXY S25 SERIES



*Magnetic accessories other than the dedicated Magfit may interfere with the camera lens depending on their size.

This image demonstrates the MagFit functionality, showing the case securely holding a magnetic wireless charger. It highlights the strong magnetic connection for various compatible accessories.

3.2 Wireless Charging Support

The Spigen Nano Pop MagFit Case is compatible with Qi2 wireless chargers, allowing you to charge your device without removing the case. Place your phone with the case directly onto a compatible wireless charging pad.



The image shows the Spigen Nano Pop MagFit case supporting Qi2 wireless charging, with the phone displaying a charging indicator. This confirms seamless power transfer without removing the case.

3.3 Enhanced Protection

The case features airbag-like corners and raised bezels around the screen and camera to mitigate impact from drops and prevent scratches. The sound tunnel design enhances audio output.

All day protection.

Airbag-like corners mitigate impact from every drops.



Ultimate
Durability Proven.

48" **26x**
DROP TESTED DROP COUNT

Air Cushion Technology.



This diagram highlights the case's robust protection, featuring reinforced corners designed to absorb impact from drops and safeguard the device.



**Raised edges
keep the screen and
camera scratch-free.**



Sound Tunnel.



Tactile buttons.



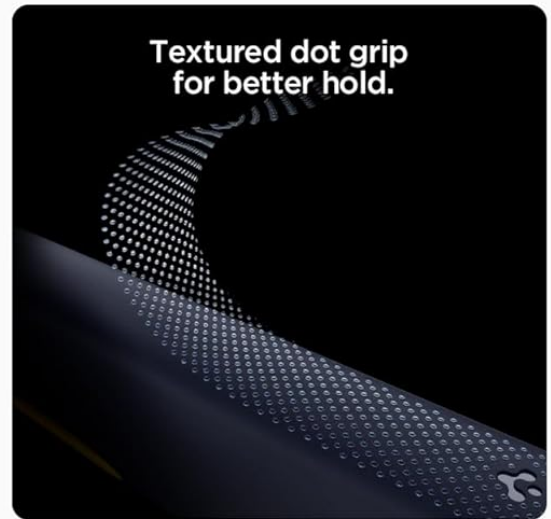
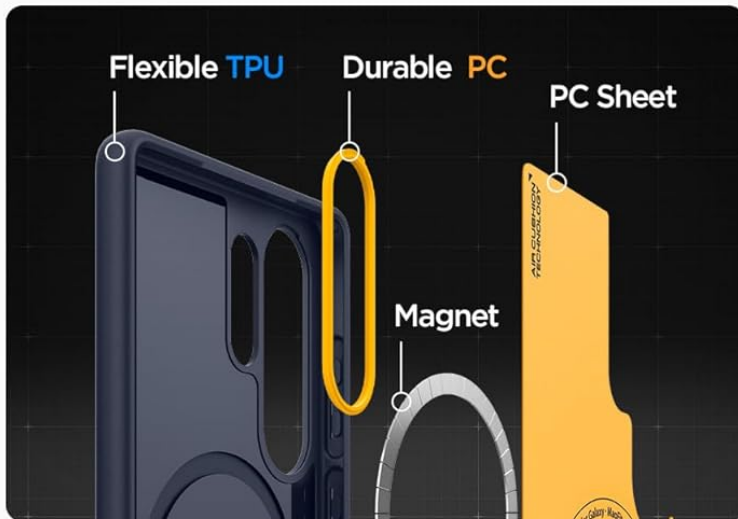
This image details the protective raised bezels around the screen and camera, the integrated sound tunnel for enhanced audio, and the responsive, tactile button covers.

3.4 Ergonomic Design

The case features a slim profile and coarse textured dot grip sides, providing a secure and comfortable hold while minimizing bulk.

Detailed design, quality from every angle.

Our commitment to precision
transforms the ordinary
into the extraordinary.



This image provides a cutaway view of the case's construction, illustrating the combination of flexible TPU and durable PC materials, along with the textured dot grip on the sides for improved handling.

4. MAINTENANCE AND CARE

To maintain the appearance and functionality of your Spigen Nano Pop MagFit Case:

- Clean the case regularly with a soft, damp cloth.
- Avoid using harsh chemicals or abrasive cleaners, as these may damage the material.
- Ensure the case is dry before re-installing your phone.

5. TROUBLESHOOTING

If you encounter issues with your Spigen Nano Pop MagFit Case, consider the following:

- **MagFit Accessory Compatibility:** Spigen MagFit cases are designed for the S25 Series. Note that some MagSafe wallets designed for iPhone might not be fully compatible. Ensure you are using compatible magnetic accessories.
- **Wireless Charging Issues:** If wireless charging is not working, ensure your charger is Qi2 compatible and that your phone is correctly centered on the charging pad. Remove any foreign objects between the phone and the charger.
- **Fit Issues:** If the case does not fit correctly, ensure you have the correct model (Samsung Galaxy S25 Ultra) and that the case is installed as per the installation guide.

6. PRODUCT SPECIFICATIONS

Brand	Spigen
Model Number	ACS09056
Compatible Phone Models	Samsung Galaxy S25 Ultra
Material	Polycarbonate, Thermoplastic Polyurethane
Special Features	Heavy Duty Protection, MagFit Compatible, Qi2 Wireless Charging Compatible, Textured Grip
Product Dimensions	3 x 0.4 x 6 inches
Item Weight	1.72 ounces


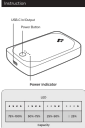



7. WARRANTY AND SUPPORT

For warranty information and customer support, please refer to the official Spigen website or contact Spigen customer service directly. Details regarding product registration, warranty claims, and technical assistance can be found through their official channels.

Visit the [Spigen Store](#) for more products and information.

Related Documents - ACS09056


--	--

 <p>Spigen ArcHybrid™ Mag Wireless Portable Charger User Manual PH2100</p>  <p>Quick Start</p> <p>Before Use</p> <p>Charging</p> <p>LED Indicators</p> <p>Specifications</p> <p>Warranty</p> <p>Thank you for your purchase!</p> <p>CE UK</p>	<p>Spigen ArcHybrid Mag Wireless Portable Charger PH2100 User Manual</p> <p>User manual and safety instructions for the Spigen ArcHybrid Mag Wireless Portable Charger PH2100, a 5000mAh magnetic charging power bank with fast wireless charging capabilities for iPhones.</p>
	<p>Spigen ArcStation Pro GaN 1402 Wall Charger User Manual</p> <p>User manual for the Spigen ArcStation Pro GaN 1402 Wall Charger, providing instructions, safety guidelines, specifications, and warranty information for this 140W dual USB-C power adapter.</p>
	<p>Spigen ArcField Wireless Charger PF2402 User Manual & Safety Guide</p> <p>Official user manual and safety instructions for the Spigen ArcField Wireless Charger PF2402, detailing setup, operation, LED indicators, specifications, and regulatory compliance information.</p>
	<p>Spigen H3 Bluetooth Headset User Manual</p> <p>User manual for the Spigen H3 Bluetooth headset, detailing features, connectivity, and specifications. Includes instructions for pairing, multi-point connection, and factory reset.</p>



[Spigen ArcField Dual Wireless Charger PF2100 User Manual](#)

Official user manual for the Spigen ArcField Dual Wireless Charger PF2100, detailing setup, safety instructions, specifications, and warranty information.



[Spigen Gimbal Selfie Stick Tripod S620W User Manual](#)

User manual for the Spigen S620W Gimbal Selfie Stick Tripod, detailing its components, operation modes including handheld dolly shot and AI tracking, charging instructions, remote control functions, specifications, and important cautions.