

## Groove X31

# Groove Wireless Bluetooth Earbuds (Model X31)

User Instruction Manual

Brand: Groove

## INTRODUCTION

This instruction manual provides comprehensive guidance for the use and maintenance of your Groove Wireless Bluetooth Earbuds, part of a versatile 4-in-1 kit. Designed for an active lifestyle, these earbuds offer a secure fit, high-fidelity audio, and extended battery life, complemented by convenient charging solutions.

## PACKAGE CONTENTS

Your Groove 4-in-1 Kit includes the following items:

- (2) Wireless Earbuds (Left and Right)
- (1) Rechargeable Charging Case
- (1) USB-C Charging Cable
- (1) Wireless Charging Pad for Mobile Phone
- (1) Dual Port 25W Quick Charger Adapter
- (1) Stylish Waterproof Carrying Case
- (3 pairs) Eartips (Small, Medium, Large)



Image: All components of the Groove 4-in-1 kit, including the earbuds, charging case, USB-C cable, wireless charging pad, wall adapter, and travel bag, along with various ear tip sizes.

## SETUP

### 1. Initial Charging

Before first use, fully charge the earbuds and the charging case. The charging case features a dual LED display to show power levels.

- **Charging the Earbuds:** Place the earbuds into the charging case. Ensure they are properly seated; the indicator lights on the earbuds will confirm charging.
- **Charging the Case:** Connect the USB-C charging cable to the charging case and plug the other end into the provided Dual Port 25W Quick Charger Adapter. Plug the adapter into a wall outlet. The LED display on the case will show the charging progress.
- **Wireless Charging Pad:** The kit includes a wireless charging pad for your mobile phone. Connect the wireless charging pad to the Dual Port 25W Quick Charger Adapter using the USB-C cable. Place your compatible mobile phone on the charging pad to initiate wireless charging.



Image: Illustration of the 25W dual port quick charging setup, demonstrating how to charge a mobile phone wirelessly and the earbud charging case simultaneously using the provided adapter and cables.

**80 Hours With Charging Case**

**14 Hours Single Charge**

## STAY CONNECTED STAY POWERED

Experience uninterrupted music and calls for up to 80 hours. The convenient power display on the charging case ensures you always know your battery status, eliminating surprises and keeping you connected longer.

Enjoy seamless audio entertainment and communication without frequent recharging interruptions!

Image: A visual representation of the high output dual power adapter, showing it connected to both the earbud charging case and a wireless charging pad for a phone, highlighting its ability to charge multiple devices simultaneously.

## 2. Bluetooth Pairing

The earbuds utilize Bluetooth 5.3 technology for fast and stable connections.

1. Ensure the earbuds are charged and inside the charging case.
2. Open the charging case. The earbuds will automatically enter pairing mode.
3. On your device (smartphone, tablet, etc.), go to Bluetooth settings.



4. Search for "GROOVE-X31" or a similar name in the list of available devices.
5. Select "GROOVE-X31" to connect. Once connected, you will hear an audio prompt, and the earbuds' indicator lights will change.



Image: A smartphone screen displaying Bluetooth settings, with "GROOVE-X31" listed as an available device, illustrating the fast Bluetooth pairing process for seamless connectivity.



Image: A graphic illustrating the fast Bluetooth pairing process with Bluetooth 5.3, showing the earbuds connecting wirelessly to a smartphone, emphasizing quick and stable connections.


## OPERATING INSTRUCTIONS

## 1. Wearing and Fit

The earbuds are designed with secure ear hooks and come with three earbud sizes (S, M, L) to ensure a comfortable, stay-put fit. Choose the ear tip size that provides the best seal and comfort for your ear canal.



Image: The earbuds featuring secure ear hooks and a selection of small, medium, and large ear tips, highlighting their ergonomic design for a comfortable and stable fit during various activities.



## SECURE FIT DESIGN FOR YOUR ACTIVE LIFESTYLE

Experience workouts without worry with our IPX7 waterproof and sweat-resistant headphones.

Designed for any activity, their secure, comfortable fit keeps them in place while delivering high-quality audio without distractions. Elevate your routine with these durable and resilient headphones!

Image: A visual emphasizing the secure fit design of the earbuds, showcasing their IPX7 waterproof and sweat-resistant features, ideal for an active lifestyle.

## 2. One-Button Control

Effortlessly manage your music, calls, and volume using the intuitive one-button control on each earbud.

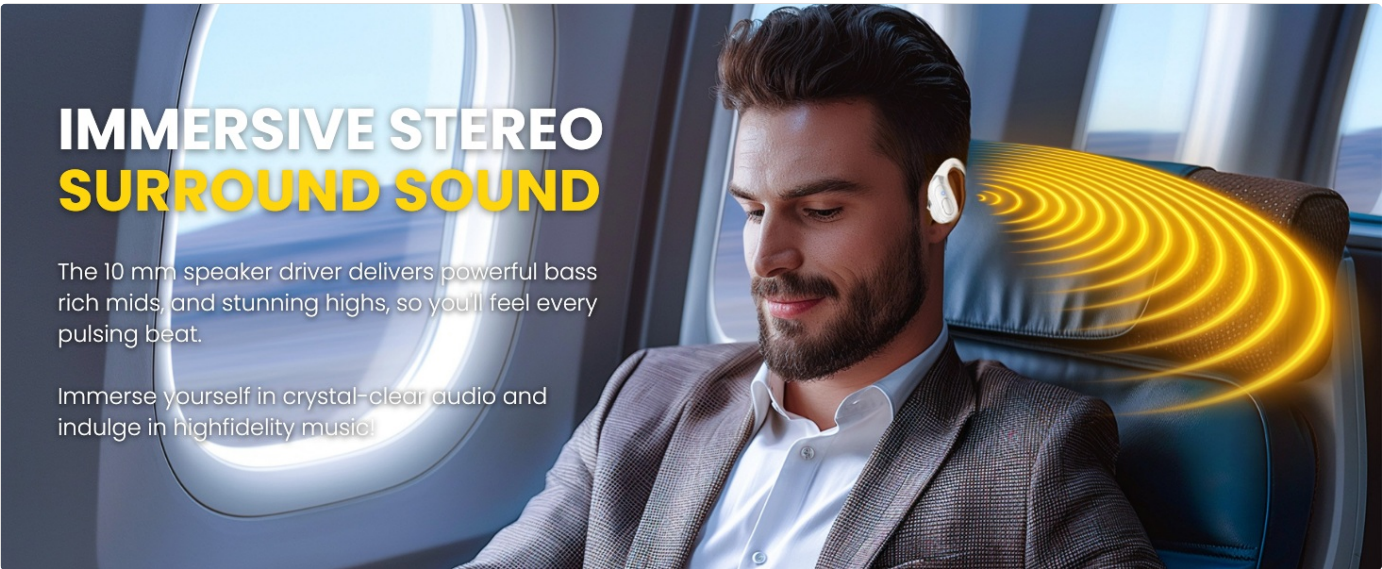
## Earbud Control Functions

Action	Function
Single Press (L/R)	Play/Pause music
Double Press (L/R)	Switch Song (Next)
Triple Press (L/R)	Activate Voice Assistant (Siri, Google Assistant)
Single Press (L/R) during call	Answer/Hang up call
Press and Hold 2S (L/R)	Adjust Volume (Left for Volume Down, Right for Volume Up)
Press and Hold 2S (L/R) during incoming call	Reject Call
Five Presses (L/R)	Reset Earbuds
Press and Hold 2S/5S (L/R)	Power On/Off



Image: A detailed diagram illustrating the intuitive push-button controls on the earbuds, showing single, double, triple presses, and press-and-hold actions for functions like play/pause, switching songs, voice assistant, call management, volume adjustment, reset, and power on/off.





# IMMERSIVE STEREO SURROUND SOUND

The 10 mm speaker driver delivers powerful bass, rich mids, and stunning highs, so you'll feel every pulsing beat.

Immerse yourself in crystal-clear audio and indulge in highfidelity music!

Image: A comprehensive visual guide to the easy button controls of the earbuds, detailing various press combinations for music playback, call handling, voice assistant activation, and power functions.

### 3. Audio Quality and Features

The earbuds are equipped with 10mm speaker drivers for crystal-clear music and calls. Environmental Noise Cancellation (ENC) ensures top-notch audio quality, while the built-in microphone filters out noise for clear conversations.



Image: A conceptual image depicting the immersive high-definition stereo sound produced by the earbuds, with musical notes and sound waves emanating, symbolizing music coming to life.

## PACKAGE INCLUDES

- 1.) Eartips
- 2.) Charging Case
- 3.) Wireless Earphones
- 4.) Wireless Phone Charging Pad
- 5.) Stylish Waterproof Carrying Case
- 6.) Dual Port 25W Quick Charger Adapter
- 7.) USB-C Charging Cable



Image: A visual emphasizing the immersive stereo surround sound, showing a person enjoying music with sound waves radiating from the earbud, highlighting the 10mm speaker drivers for powerful bass and clear audio.

### 4. Battery Life and Power Display

Each earbud provides over 13 hours of playtime per charge, and the charging case extends the total playtime to up to 80 hours. The charging case's dual LED display conveniently shows the remaining power levels.



Image: The charging case with its dual LED power display, indicating the battery levels of both the case and the earbuds, alongside text highlighting 80 hours of playtime with the case and 14 hours per single earbud charge.



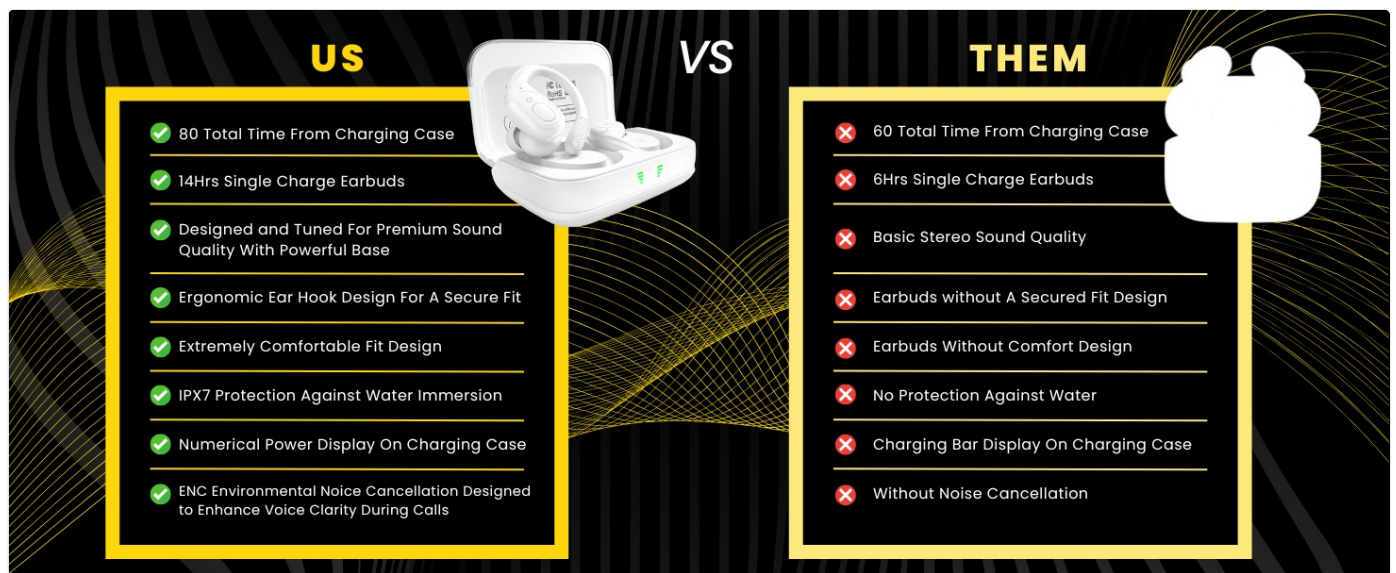


Image: A graphic illustrating the extended playtime capabilities, showing the charging case with its LED power display and text indicating 14+ hours single charge and 80+ hours with the charging case, ensuring continuous connectivity.

## 5. Waterproof and Sweat Resistant

The earbuds feature an IPX7 waterproof and sweat-resistant rating, making them suitable for workouts, running, and other active pursuits.



Image: The earbuds shown with water droplets, signifying their IPX7 waterproof and sweat-resistant capabilities, alongside text emphasizing their secure comfort fit design.

## MAINTENANCE

- **Cleaning:** Regularly clean the earbuds and charging contacts with a dry, soft cloth. Avoid using liquids or abrasive cleaners.
- **Storage:** When not in use, store the earbuds in their waterproof carrying case to protect them from dust, moisture, and physical damage.
- **Battery Care:** To prolong battery life, avoid fully discharging the earbuds and charging case frequently. Charge them regularly, even if not in constant use.

TROUBLESHOOTING

Common Issues and Solutions	
Problem	Possible Solution
Earbuds not pairing/connecting.	Ensure earbuds are charged. Turn off and on your device's Bluetooth. Perform a factory reset on the earbuds (Five presses on L/R earbud). Ensure no other devices are connected to the earbuds.
No sound or low volume.	Check device volume and earbud volume. Ensure earbuds are properly seated in your ears. Try different ear tip sizes for a better seal. Reconnect the earbuds to your device.
Wireless charging pad not working for phone.	Ensure the charging pad is properly connected to the power adapter. Verify your phone supports wireless charging. Remove any thick phone cases that might interfere with charging. Try repositioning the phone on the charging pad.
Earbuds falling out during activity.	Ensure you are using the correct ear tip size for a snug fit. Adjust the ear hooks to securely fit over your ears.

SPECIFICATIONS

Feature	Detail
Model	Groove-X31
Bluetooth Version	5.3
Earbud Playtime (Single Charge)	13+ hours
Total Playtime (with Charging Case)	Up to 80 hours
Charging Case Battery	650mAh
Speaker Drivers	10mm
Noise Control	Passive Noise Cancellation (ENC for microphone)
Waterproof Rating	IPX7
Wireless Range	Up to 50 feet (Bluetooth 5.3)

Feature	Detail
Power Adapter Output	25W Dual Port (Type-C + USB-A)
Item Weight	11.3 ounces
Package Dimensions	6.34 x 4.49 x 2.24 inches

## OFFICIAL PRODUCT VIDEOS

Watch these official videos from Groove Electronics for a visual guide to your product's features and usage.

### Product Feature Overview

Your browser does not support the video tag.

Video: This video provides a comprehensive overview of the key features of the Groove Wireless Bluetooth Earbuds, including their design, fit, and core functionalities. (Duration: 0:45)

### Product Feature with Audio

Your browser does not support the video tag.

Video: This video demonstrates the product's features with accompanying audio, offering a more immersive understanding of the sound quality and user experience. (Duration: 0:44)

## WARRANTY AND SUPPORT

For warranty information, technical support, or further inquiries, please refer to the official Groove Electronics website or contact their customer service directly. Keep your purchase receipt for warranty claims.

[Visit the Groove Electronics Store](#)