

## Apple MD2T4LL/A

# Apple 2024 iMac M4 User Manual

Model: MD2T4LL/A

## INTRODUCTION


This manual provides essential information for setting up, operating, maintaining, and troubleshooting your Apple 2024 iMac with the M4 chip. The iMac is an all-in-one desktop computer designed for a seamless user experience, featuring a 24-inch Retina Display and powered by the Apple M4 chip.

## WHAT'S IN THE BOX

Verify that all components are present in your iMac packaging:

- iMac (24-inch, M4)
- Power cord (2 meters) and 143W power adapter
- Magic Mouse
- USB-C Charge Cable
- Magic Keyboard with Touch ID


## What's in the Box



### Magic Keyboard with Touch ID and Magic Mouse



### Power adapter and cord



### USB-C Charge Cable



Image: Contents of the Apple iMac packaging.

## SETUP

1. **Unpack the iMac:** Carefully remove the iMac and its accessories from the packaging.
2. **Connect Power:** Plug the power cord into the power adapter, then connect the adapter to the iMac's power port. Plug the other end of the power cord into a wall outlet.
3. **Connect Keyboard and Mouse:** The Magic Keyboard and Magic Mouse are pre-paired. Simply turn them on. If they do not connect automatically, use the included USB-C Charge Cable to connect them to the iMac's Thunderbolt 4 ports for initial pairing.
4. **Power On:** Press the power button located on the back of the iMac.
5. **Initial Setup:** Follow the on-screen instructions to select your language, connect to Wi-Fi, create a user account, and set up macOS.



Image: Apple 2024 iMac with connected keyboard and mouse.

## OPERATING INSTRUCTIONS

---

### macOS and M4 Chip

Your iMac runs on macOS, providing a powerful and intuitive operating system. The M4 chip delivers enhanced performance for various tasks, from daily productivity to demanding creative applications and gaming.

# Supercharged by the M4 chip.



Image: iMac display showcasing a graphically rich application, highlighting M4 chip performance.

## Retina Display

The 24-inch 4.5K Retina display offers vibrant colors and sharp details. Adjust brightness and display settings through System Settings (or System Preferences on older macOS versions).

## Camera and Audio

The integrated 12MP Center Stage camera automatically keeps you framed during video calls. The three studio-quality microphones ensure clear audio input, and the six-speaker sound system with Spatial Audio provides an immersive listening experience.

## Connectivity

The iMac features up to four Thunderbolt 4 ports for high-speed data transfer and connecting external displays. It supports Wi-Fi 6E for fast wireless internet and Bluetooth 5.3 for connecting accessories. Utilize iPhone Mirroring to seamlessly interact with your iPhone directly from your iMac.

## Apple Intelligence

The iMac is built for Apple Intelligence, a personal intelligence system designed to enhance productivity and creativity with advanced features while maintaining user privacy.

# Apple Intelligence.

## Personal, private, powerful.

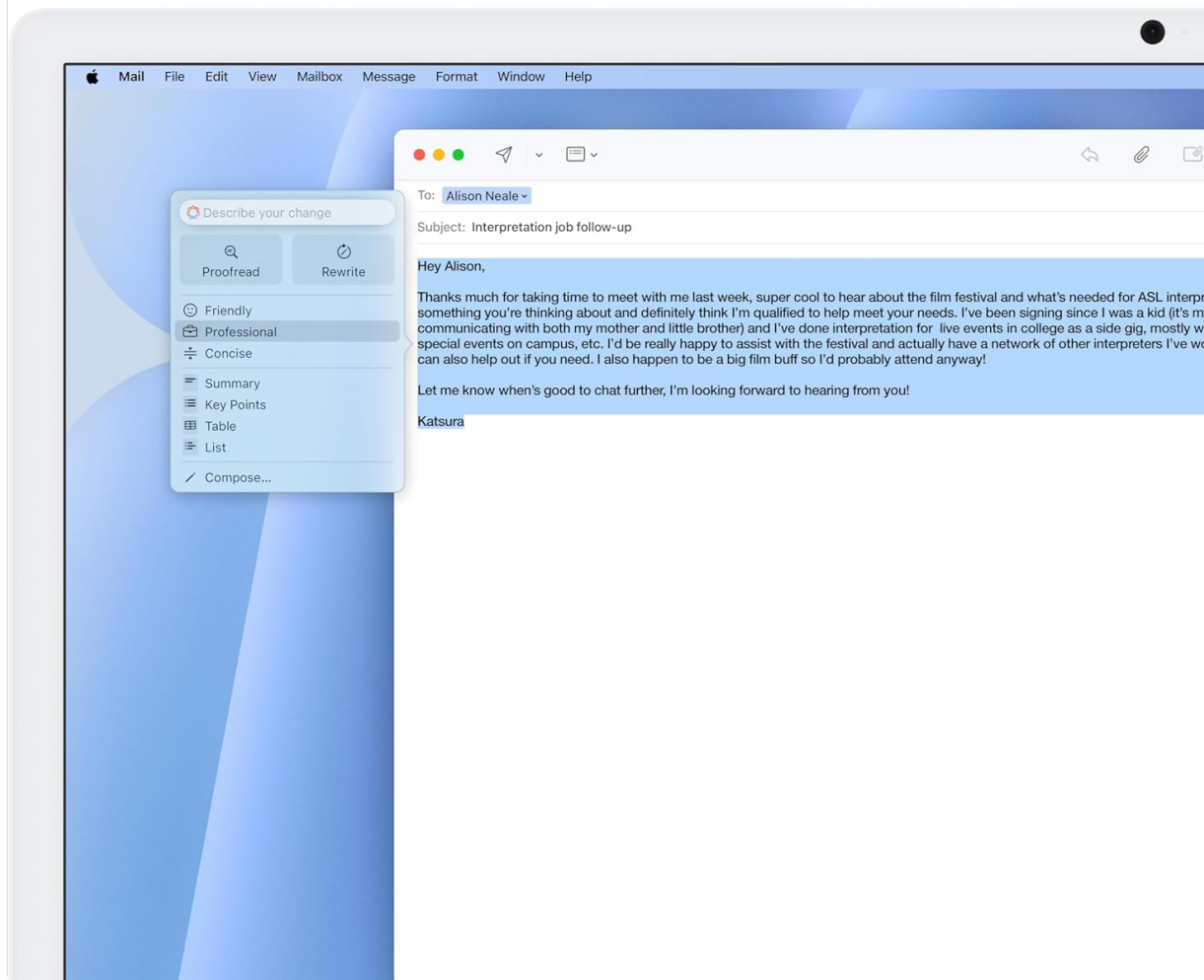


Image: iMac display demonstrating Apple Intelligence features in an email application.

## MAINTENANCE

### Cleaning

- **Display:** Use a soft, lint-free cloth slightly dampened with water to clean the screen. Avoid harsh chemicals or abrasive materials.
- **Chassis:** Wipe the aluminum casing with a soft, dry cloth.
- **Accessories:** Clean the Magic Keyboard and Magic Mouse with a soft, lint-free cloth.

### Software Updates

Regularly update macOS and installed applications to ensure optimal performance, security, and access to the latest features. You can check for updates in System Settings > General > Software Update.

## TROUBLESHOOTING

If you encounter issues with your iMac, consider the following common solutions:

- **No Power:** Ensure the power cord is securely connected to both the iMac and the wall outlet. Try a different outlet.
- **Display Issues:** If the screen is black or unresponsive, try restarting the iMac. Check display settings if an external monitor is not detected.
- **Accessory Connection:** If your Magic Keyboard or Magic Mouse is not responding, ensure they are charged and turned on. Re-pair them via Bluetooth settings if necessary.
- **Slow Performance:** Close unnecessary applications. Check for available macOS updates. Ensure sufficient free storage space.
- **Software Problems:** Restart the application or the iMac. If an application consistently crashes, consider reinstalling it.

For more detailed troubleshooting or persistent issues, refer to Apple's official support resources.

## SPECIFICATIONS

Feature	Detail
Model Number	MD2T4LL/A
Product Dimensions	21.54 x 5.79 x 18.15 inches
Item Weight	9.77 pounds
Operating System	macOS
CPU Model	Apple M4
Graphics Coprocessor	Apple Integrated Graphics
Memory Storage Capacity	512 GB SSD
Screen Size	24 Inches (4.5K Retina Display)
Batteries	3 Lithium Ion batteries (included for accessories)
Connectivity	Thunderbolt 4 ports, Wi-Fi 6E, Bluetooth 5.3







## WARRANTY AND SUPPORT

### Warranty Information

Your Apple iMac is covered by a limited warranty provided by Apple. For specific details regarding warranty coverage, terms, and conditions, please refer to the warranty documentation included with your product or visit the official Apple website.

### Technical Support

For technical assistance, software support, or service inquiries, please contact Apple Support. You can find support resources, including knowledge base articles, community forums, and contact information, on the official Apple Support website ([support.apple.com](https://support.apple.com)).

	<p><a href="#">Apple iMac User Guide: Setup, Features, and Troubleshooting</a></p> <p>Explore your Apple iMac with this user guide. Learn setup, features, troubleshooting, and safety tips for your desktop computer. Visit <a href="https://apple.com/imac">apple.com/imac</a> for more.</p>
	<p><a href="#">iMac (Retina 4K, 21.5-inch, 2019) Repair Guide   Apple Support</a></p> <p>This comprehensive guide provides detailed technical instructions for servicing and repairing the Apple iMac (Retina 4K, 21.5-inch, 2019). It covers essential procedures, safety precautions, and component identification to assist users and technicians. Genuine Apple parts and specialized tools are available through Apple-certified technicians at Apple Stores or Apple Authorized Service Providers. For more information on service options, visit Apple Support.</p>
	<p><a href="#">Apple Vintage Computing Archive: Hardware, Software, and Accessories</a></p> <p>A comprehensive archive detailing a personal collection of vintage Apple computing hardware, software, and related accessories, spanning from the Apple II era through to later Macintosh models.</p>
	<p><a href="#">Apple iMac VESA Mount Adapter Setup Guide</a></p> <p>Comprehensive setup and installation guide for the Apple iMac VESA Mount Adapter. Learn about mounting requirements, location selection, connection steps, and usage guidelines for your iMac.</p>
	<p><a href="#">Apple iMac Important Product Information Guide</a></p> <p>This guide provides essential safety, handling, power, ergonomics, support, warranty, and regulatory information for Apple iMac computers.</p>
	<p><a href="#">Apple iMac Quick Start Guide: Setup and Basic Usage</a></p> <p>Get started with your Apple iMac. This guide covers initial setup, connecting accessories like Magic Mouse and Keyboard, understanding ports, and basic navigation.</p>