

[manuals.plus](#) /

- › [PET MARVEL](#) /
- › [PETMARVEL Automatic Cat Feeder with Camera User Manual](#)

PET MARVEL NDSFD005

PETMARVEL Automatic Pet Feeder with Camera User Manual

Model: NDSFD005

1. INTRODUCTION

Thank you for choosing the PETMARVEL Automatic Pet Feeder with Camera. This smart feeder is designed to provide convenient and reliable feeding for your pets, even when you're away. Featuring a 1080P HD camera with night vision, two-way audio, and smart app control, you can monitor and interact with your pet from anywhere. This manual provides detailed instructions for setup, operation, and maintenance to ensure optimal performance of your device.



Figure 1.1: PETMARVEL Automatic Pet Feeder with Camera.

2. PRODUCT COMPONENTS

Before you begin, please ensure all components are present and in good condition:

- Host Machine (Main Feeder Unit)
- Stainless Steel Bowl
- Bowl Tray
- Power Cable (AC Adapter)
- Desiccant Bag
- User Manual (this document)

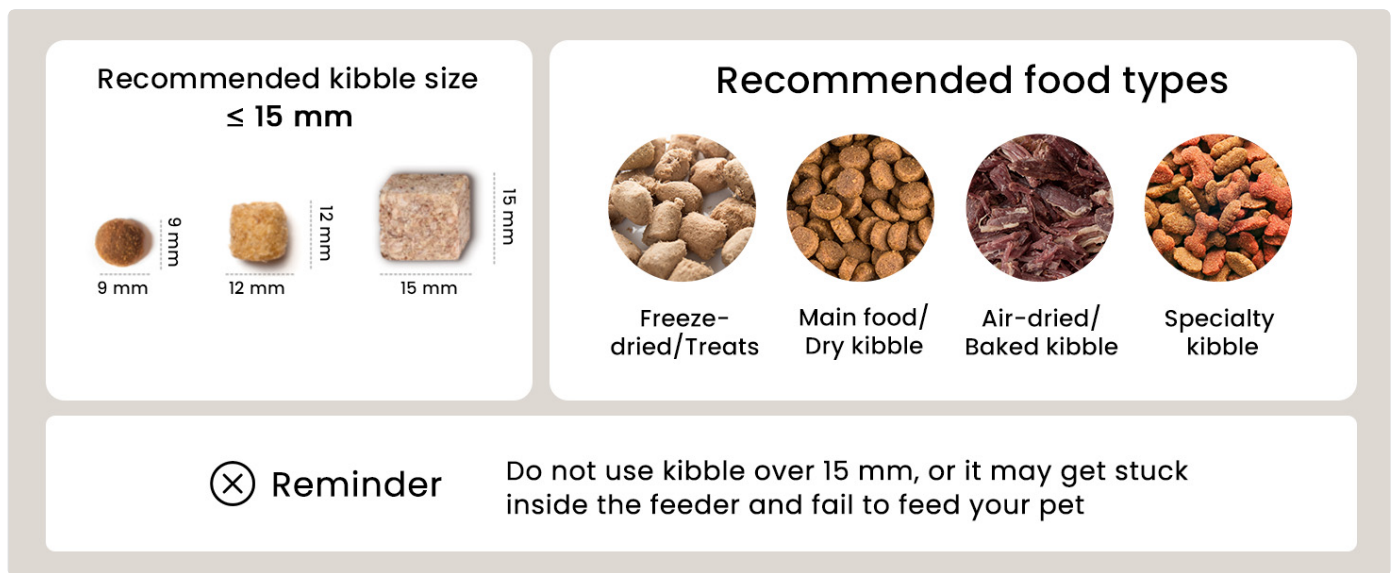


Figure 2.1: What's in the Box.

3. KEY FEATURES

- **1080P HD Camera with Night Vision:** Monitor your pet with high-resolution video and a 160° wide viewing angle. The built-in IR night vision allows clear viewing in low-light conditions.
- **24H AI Life Recording:** The AI-powered camera captures and presents cute and funny moments as pictures, with options to download and share. Cloud storage for videos is available (subscription may be required).
- **User-Friendly Smart App:** Control the feeder via a 2.4GHz Wi-Fi connected app. Set personalized feeding plans, schedules, and precise portion control (1-15 portions). Receive real-time notifications for food shortage, power failure, and other issues.
- **Two-Way Audio:** Interact with your pet remotely using crystal-clear two-way audio.
- **24/7 Privacy Protection:** Customize camera operating times and enable/disable voice recording via the app for enhanced privacy.
- **Large Capacity:** The 4.4L (15-cup) capacity stores approximately 1.8kg (4lbs) of dry food, suitable for various kibble types up to 16mm (0.63in). Features an anti-blockage design for smooth food delivery.
- **Fresh-Lock Technology:** Triple fresh-lock systems, including a three-layer sealing strip, built-in desiccant, and fully silicone-covered screw cap, prevent moisture and keep food fresh. The enclosed food outlet automatically locks after dispensing.
- **Dual Power Supply:** Ensures continuous operation with both AC adapter and a backup option for 3 alkaline D batteries (not included), providing up to 30 days of power during outages.

4. SETUP GUIDE

4.1 Unpacking and Placement

1. Carefully remove all components from the packaging.
2. Place the feeder on a flat, stable surface in a location accessible to your pet and within range of your 2.4GHz Wi-Fi network.
3. Assemble the stainless steel bowl into the bowl tray and place it in front of the feeder's dispensing outlet.

4.2 Power Supply

The feeder supports dual power supply for reliability.

- **Primary Power:** Connect the provided power cable to the feeder and plug it into a standard wall outlet.
- **Backup Power (Optional):** For uninterrupted feeding during power outages, install 3 alkaline D batteries (not included) into

the battery compartment at the bottom of the feeder. The battery backup can last up to 30 days.



Up To Feed 30 Days

The capacity of **4.4L (30-cups)** is estimated to store about **2kgs(4.4lbs)** of food, which is enough to feed an adult cat for **30days**.

Figure 4.1: Dual Power Supply System.

4.3 App Download and Device Pairing

1. Download the "PETMARVEL" app from your smartphone's app store (iOS or Android).
2. Open the app and create an account or log in.
3. Follow the in-app instructions to add your new device. Ensure your smartphone is connected to a 2.4GHz Wi-Fi network. The feeder does not support 5GHz Wi-Fi.
4. During pairing, the app will guide you through connecting the feeder to your home Wi-Fi. This typically involves scanning a QR code displayed on your phone with the feeder's camera.
5. Once successfully paired, the feeder will appear in your app's device list.

4.4 Filling the Feeder

1. Open the lid of the food storage container.
2. Insert the desiccant bag into its designated slot in the lid to help keep food fresh. Replace the desiccant bag every 30 days for optimal freshness.
3. Pour dry pet food into the container. Ensure the kibble size does not exceed 16mm (0.63 inches) to prevent blockages.
4. Close the lid securely to activate the fresh-lock system.

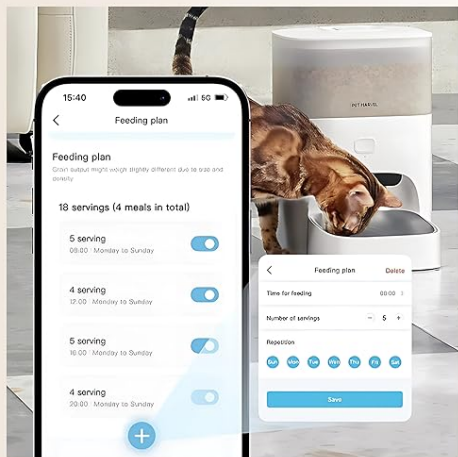


Figure 4.2: Recommended Kibble Size and Types.

5. OPERATING INSTRUCTIONS

5.1 Setting Feeding Schedules

1. Open the PETMARVEL app and select your feeder device.
2. Navigate to the "Feeding Plan" section.
3. Set desired feeding times and the number of portions for each meal (1-15 portions).
4. Save your customized feeding plan. The feeder will automatically dispense food according to this schedule.



Customized Feeding Plan With PET MARVEL APP

Set up personalized feeding time and portions (up to 15 portions per meal) for your beloved pets to develop healthy dietary habits.

Figure 5.1: Customized Feeding Plan in the App.

5.2 Manual Feeding

To dispense food instantly:

- In the app, locate the "Manual Feed" option and select the number of portions you wish to dispense.
- Alternatively, press the manual feed button on the feeder itself (refer to the device diagram for button location).

5.3 Camera Features and Interaction

- **Live View:** Access the live video feed of your pet through the app anytime, anywhere.
- **Two-Way Audio:** Use the microphone icon in the app to speak to your pet, and listen to their responses through the feeder's speaker.
- **Night Vision:** The camera automatically switches to infrared night vision in low-light conditions, providing clear visibility of your pet.
- **AI Life Recording:** The feeder's AI will automatically capture significant moments (feeding, eating, appearance) and save them as pictures in the app's timeline. Video playback may require a subscription.
- **Privacy Settings:** In the app's settings, you can define specific operating times for the camera and choose to enable or disable voice recording for privacy.

HD NIGHT VISION CAMERA

Clear recording of pet activities even at night



 **Infrade Night**
Vision

 **1080P**
Full HD

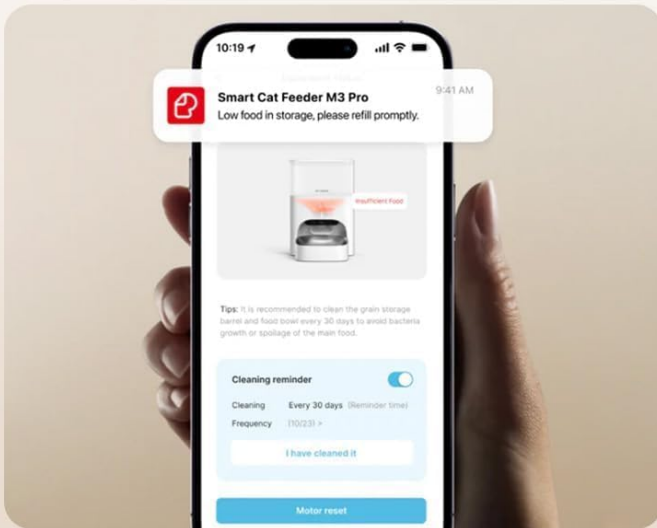
Figure 5.2: HD Night Vision Camera View.



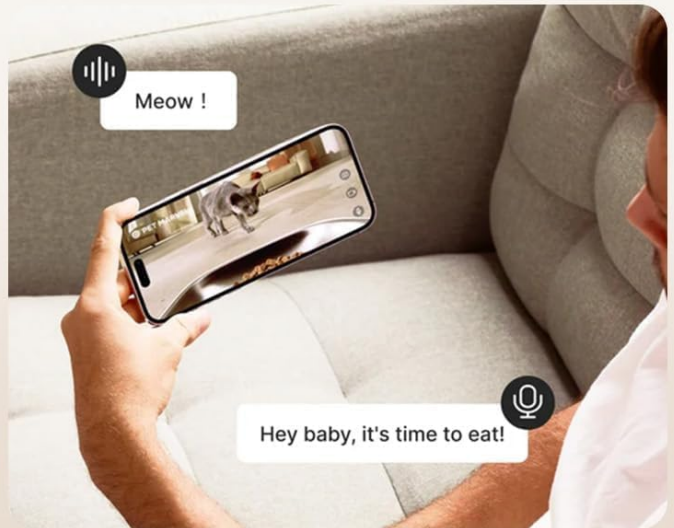
**AI intelligent capture
visualization of everything**



**Automatically closes to
prevent the ants**



**Real-time APP
notifications**



**Video & Audio
Interaction**

Figure 5.3: App Features and Interaction.

5.4 Notifications

The app will send push notifications for important alerts, including:

- Food shortage alerts (when the food level is low).
- Power failure alerts (if the main power is disconnected and it switches to battery backup).
- Pet detected alerts (if AI capturing is enabled).

Stay Informed About The Device Status



Food Shortage



Power Failure



Pet Detected

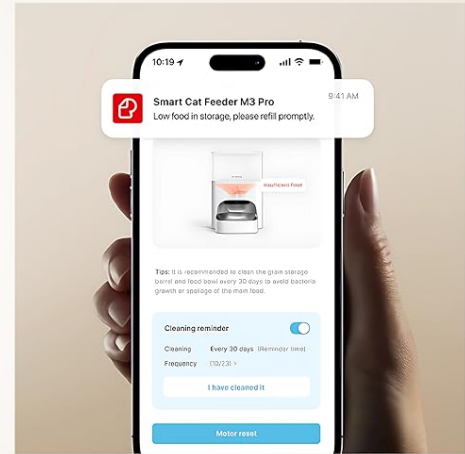


Figure 5.4: App Notifications.

6. MAINTENANCE

Regular cleaning and maintenance will ensure the longevity and hygiene of your feeder.

- **Cleaning the Bowl:** The 304 stainless steel feeding bowl is non-stick and easy to clean. Remove it regularly and wash with mild soap and water. Rinse thoroughly and dry completely before placing it back.
- **Cleaning the Feeder Unit:** Wipe the exterior of the feeder with a soft, damp cloth. Do not immerse the main unit in water. For the food storage container, it is recommended to clean it every 20-30 days to prevent bacterial growth or spoilage of food.
- **Desiccant Bag Replacement:** Replace the desiccant bag every 30 days to maintain optimal food freshness and prevent moisture buildup.

QUADRUPLE FRESHNESS LOCK

Three-layer sealing strip,
mold-proof
and moisture-proof

Built-in universal
desiccant
reduces humidity

Fully silicone-covered
screw cap
enhances the seal

Enclosed food outlet
automatically
locks after dispensing



Figure 6.1: Quadruple Freshness Lock System.

7. TROUBLESHOOTING

Problem	Possible Cause	Solution
Feeder not dispensing food.	Food blockage; empty food container; power issue.	Check food level and refill if necessary. Ensure kibble size is within 16mm. Check for any obstructions in the dispensing mechanism. Verify power connection and battery status.
Cannot connect to Wi-Fi / App pairing fails.	Incorrect Wi-Fi band (5GHz); weak Wi-Fi signal; incorrect password; binding timeout.	Ensure your router is broadcasting a 2.4GHz Wi-Fi signal and your phone is connected to it. Move the feeder closer to the router. Double-check your Wi-Fi password. If experiencing binding timeout, try restarting the feeder and your router, then attempt pairing again. Clear app cache if issues persist.

Problem	Possible Cause	Solution
Camera image is blurry or dark.	Lens obstruction; low light conditions (night vision not active).	Clean the camera lens gently with a soft cloth. Ensure there is sufficient ambient light or that night vision is functioning correctly in dark environments.
Two-way audio not working.	Microphone/speaker issues; app permissions.	Check app permissions for microphone access. Ensure volume settings on both your phone and within the app are adequate.
Food not staying fresh.	Lid not sealed properly; old desiccant bag.	Ensure the lid is closed tightly. Replace the desiccant bag every 30 days.

If the problem persists after trying these solutions, please contact PETMARVEL customer support.

8. SPECIFICATIONS

Specification	Detail
Model Name	Cubie M3 Pro
Item Model Number	NDSFD005
Capacity	4.4 Liters (approx. 15 cups / 1.8 kg / 4 lbs)
Camera Resolution	1080P Full HD
Camera Viewing Angle	160° Wide Angle
Connectivity	2.4GHz Wi-Fi
Power Supply	AC Adapter (Primary), 3 x D Batteries (Backup, not included)
Battery Life (Backup)	Up to 30 days
Material	Aluminum, Metal, Acrylonitrile Butadiene Styrene (ABS)
Recommended Kibble Size	≤ 16mm (0.63 inches)
Product Dimensions (LxWxH)	14 x 9 x 10 inches (approx. 35.56 x 22.86 x 25.4 cm)
Item Weight	4.62 pounds (approx. 2.1 kg)



Figure 8.1: Product Dimensions and Key Features.

9. WARRANTY AND SUPPORT

Your PETMARVEL Automatic Pet Feeder comes with a **1 Year Local Warranty**. This warranty covers manufacturing defects and ensures professional customer service and technical support.

For any questions, troubleshooting assistance, or warranty claims, please contact PETMARVEL customer support through the contact information provided in the app or on the official PETMARVEL website.

Note: There are no official seller videos available for this product in the provided data.

