

Techkey 641837950474

Techkey MFi Certified 3-in-1 USB 3.0 Flash Drive User Manual

Model: 641837950474

1. INTRODUCTION

This manual provides detailed instructions for the Techkey MFi Certified USB 3.0 Flash Drive, a versatile 3-in-1 external memory solution designed for seamless data transfer and storage across various devices. With its USB, Lightning, and Type-C interfaces, it offers convenient compatibility with iOS devices (iOS 12.1 and above), OTG Android phones, and PCs (Win7 and above/MAC 10.6 and above). The flash drive is MFi certified, ensuring high quality and secure data storage. Its compact and durable metal design, along with a unique keychain, makes it an ideal portable storage companion.

2. KEY FEATURES

- **MFi Certified:** Ensures high quality, excellent performance, and secure data storage.
- **3-in-1 Interface:** Features USB, Lightning, and Type-C (USB-C) connectors for broad compatibility.
- **Wide Compatibility:** Supports iOS devices (iOS 12.1+), OTG Android phones, Windows PCs (Win7+), and MAC devices (MAC 10.6+).
- **One-Click Backup:** Easily back up photos, videos, and contacts via the dedicated "U-Disk" APP (for iOS).
- **One-Click Sharing:** Share media and files directly to social media platforms.
- **Automatic Storage:** Photos and videos captured within the in-app camera are automatically saved to the U-Disk.
- **On-the-Go Playback:** Enjoy stored movies and music directly from the flash drive.
- **High-Speed Transfer:** Efficient read/write speeds for quick data management.
- **Data Encryption:** Option to encrypt the entire drive or specific files with Touch ID/Passcode for enhanced security.
- **Durable Design:** Made of high-quality metal, offering dust-proof, drop-proof, and anti-magnetic performance.
- **Portable:** Lightweight and compact with a uniquely designed keychain for easy carrying.

3. PACKAGE CONTENTS

- Techkey MFi Certified 3-in-1 USB 3.0 Flash Drive (128GB Silver gray)
- Protective Caps (3 extra included)
- Keychain
- User Manual (this document)

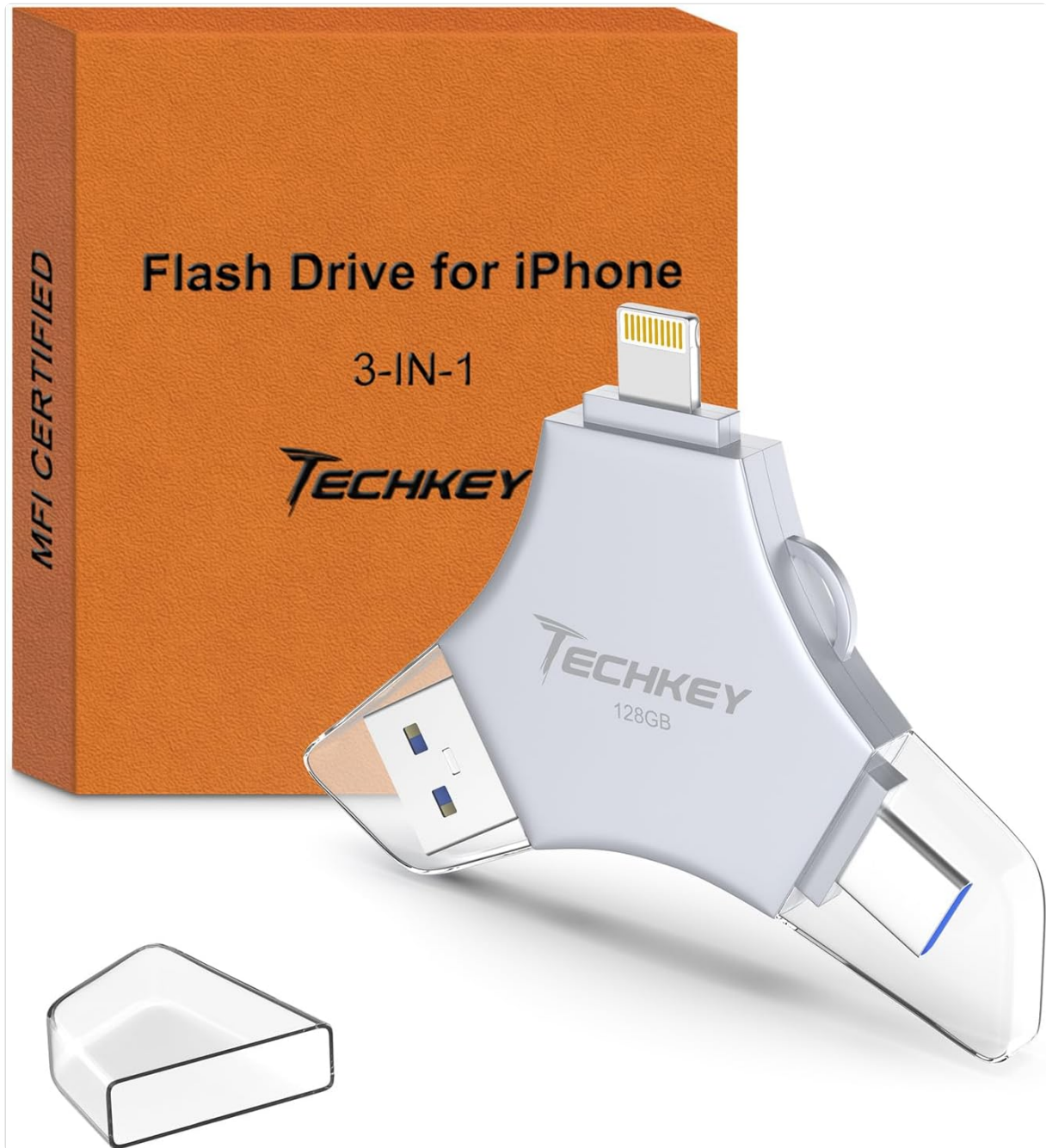


Figure 3.1: Techkey 3-in-1 USB Flash Drive with its packaging and an extra protective cap, highlighting its compact design and included accessories.

4. SETUP

4.1. App Installation (iOS Devices Only)

For iOS devices, the "U-Disk" APP is required for full functionality. Android and PC devices do not require this app.

1. Connect the flash drive to your iOS device via the Lightning or Type-C connector.
2. A prompt will appear to install the "U-Disk" APP. Follow the on-screen instructions to download it from the App Store.

3. Alternatively, manually search for "U-Disk" in the App Store and install it.
4. Launch the "U-Disk" APP and grant necessary permissions (e.g., access to photos, microphone) when prompted.

Your browser does not support the video tag.

Video 4.1: Demonstrates the process of searching for and installing the "U-Disk" app from the App Store on an iOS device, and the initial setup steps upon launching the app.

4.2. Initial Connection

- **For iOS/Android:** Insert the appropriate connector (Lightning or Type-C) into your mobile device.
- **For PC/Mac:** Insert the USB-A connector into an available USB port on your computer. The device will be recognized as a removable storage drive.

5. OPERATING INSTRUCTIONS

5.1. Copying Photos and Videos (iOS via U-Disk App)

1. Ensure the flash drive is connected and the U-Disk app is open.
2. Navigate to the "External Storage" section within the app.
3. Tap the "+" icon or a similar option to add files.
4. Select "From Library" to access your device's photo and video library.
5. Choose the photos and videos you wish to copy and confirm the transfer.

Store Your Precious Memories

Enable automatic saving of photos and videos to the drive.
Take a Universal Flash Drive while traveling for ample photo and video storage and entertainment options, even on long trips.



Figure 5.1: The U-Disk app interface on an iPhone, displaying options for one-click backup and restore of data.

5.2. Viewing Files

You can view photos, videos, and documents directly from the flash drive using the U-Disk app (iOS) or your computer's file explorer (Android/PC/Mac).

One-Click Backup

Keep your cherished memories safe with Universal Flash Drive. One-Click backup your latest photos, videos, and Phone book from your iPhone, so you never have to worry about losing them.



Figure 5.2: An iPhone connected to the flash drive, demonstrating the ability to view stored pictures and documents directly from the drive.

5.3. Sharing Files (iOS via U-Disk App)

1. In the U-Disk app, navigate to the files you wish to share.
2. Select the desired photos, videos, or files.
3. Tap the share icon (usually a square with an arrow pointing upwards).
4. Choose your preferred social media platform (e.g., Facebook) or sharing method.

One Click Sharing

photos/videos/files inside the Universal Flash Drive can be shared directly to your friends and family, social media



Figure 5.3: Illustration of sharing photos and videos from the flash drive directly to social media platforms via a connected iPhone.

5.4. Data Encryption (iOS via U-Disk App)

To protect your data, you can encrypt files or the entire drive:

1. In the U-Disk app, select the files or folders you want to encrypt.
2. Look for an option like "Lock file" or "Encrypt".
3. Set a password or enable Touch ID/Passcode for encryption.
4. To decrypt, select the encrypted files and enter your password or use Touch ID/Passcode.

5.5. Shooting and Saving Directly (iOS via U-Disk App)

The U-Disk app allows you to capture photos and videos directly to the flash drive, saving space on your device.

1. Open the U-Disk app.
2. Select the "Take Photo" or "Take Video" option.
3. Grant microphone access if prompted for video recording.
4. Captured media will be automatically saved to the U-Disk.

5.6. Backup and Restore Contacts/Albums (iOS via U-Disk App)

The U-Disk app provides a convenient one-click backup and restore function for your contacts and photo albums.

1. In the U-Disk app, navigate to the "Backup" section.
2. Choose "Backup Album" or "Backup Contacts" (or "Backup All").
3. Confirm the backup process.
4. To restore, select "Restore Album" or "Restore Contacts" from the same section.
5. **Important:** Do not disconnect the flash drive during the backup process to prevent data corruption or loss.

6. MAINTENANCE

- Keep the flash drive clean and free from dust and debris. Use a soft, dry cloth for cleaning.
- Store the drive in a cool, dry place away from extreme temperatures and direct sunlight.
- Always use the provided protective caps when the drive is not in use to prevent damage to the connectors.
- Avoid exposing the drive to strong magnetic fields or excessive force.
- Safely eject the drive from your device or computer before physical removal to prevent data corruption.

Keychain Design, Always Handy

Cool-looking Universal Flash Drive with Keychain The keychain design ensures you'll always have it handy Cool-looking adds some fun to the life!



Figure 6.1: The flash drive's keychain design allows for easy attachment to a backpack or other items, ensuring it's always handy.

7. TROUBLESHOOTING

Problem	Possible Solution
Drive not recognized by iOS device.	Ensure the "U-Disk" APP is installed and updated. Reinsert the drive firmly. Check if your iOS version is 12.1 or above.
Drive not recognized by PC/Mac.	Try a different USB port. Ensure your operating system is Windows 7 or above, or MAC 10.6 or above. Restart your computer.
Slow transfer speeds.	Ensure you are using a USB 3.0 compatible port on your computer. Avoid running multiple demanding applications during transfer.
Cannot copy/delete files.	Check if the drive is full. Ensure you have the necessary permissions on your device/computer. For encrypted files, ensure they are unlocked.
"U-Disk" APP crashes or freezes.	Close and reopen the app. Restart your iOS device. Ensure the app is updated to the latest version.

8. SPECIFICATIONS

Feature	Detail
Brand	Techkey
Model Name	Techkey MFi Certified USB 3.0 Flash Drive 128GB for iPhone
Item Model Number	641837950474
Memory Storage Capacity	128 GB
Flash Memory Type	Lightning/Type-C/USB
Hardware Interface	Lightning, USB 3.0
Connectivity Technology	USB
Read Speed	40 Megabytes Per Second



Feature	Detail
Write Speed	40 Megabytes Per Second
Color	Silver gray
Product Dimensions (DxWxH)	0.07"D x 3.94"W x 0.07"H
Item Weight	0.634 ounces
Compatible Phone Models	iPhone 16, iPhone 15, iPhone 14, iPhone 13, iPhone 12, iPhone 11, iPhone 8, iPhone 7, iPhone 6S, iPhone SE, iPhone XR, iPhone XS, iPhone XS Max, iPhone X Series, iPhone Plus, iPhone Pro, iPhone Pro Max
Special Feature	Wear Resistant

9. WARRANTY AND SUPPORT

Techkey products are manufactured to high-quality standards. For warranty information, technical support, or service inquiries, please refer to the contact details provided with your product packaging or visit the official Techkey website. Please retain your proof of purchase for warranty claims.

© 2025 Techkey. All rights reserved.

Related Documents - 641837950474

	<p>AUKey User Management System Updates and Features</p> <p>Detailed specifications and updates for the AUKey User Management system, including changes to user auditing, profile management, and data handling policies. Covers feature requests and UI modifications.</p>
	<p>RF Exposure Evaluation Report for Techkey BT-06 Bluetooth USB Adapter</p> <p>This report details the RF exposure evaluation for the Techkey BT-06 Bluetooth USB Adapter (Model: BT-06, Techkey-001, FCC ID: 2AKC6XHT-BT06D), including the evaluation method, calculation, and conclusion.</p>