

CuPiLo 12V 2.0A DC Power Adapter (B0DL5RJMCR)

CuPiLo 12V 2.0A DC Power Adapter Instruction Manual

Model: 12V 2.0A DC Power Adapter (B0DL5RJMCR)

1. PRODUCT OVERVIEW

This manual provides essential information for the safe and effective use of your CuPiLo 12V 2.0A DC Power Adapter. Please read these instructions carefully before use and retain them for future reference.



Image: The CuPiLo 12V 2.0A DC Power Adapter, featuring its compact black body and integrated power cable with a barrel connector.



Image: A view of the CuPiLo power adapter with its cable neatly coiled, demonstrating its compact design.

2. KEY FEATURES

- **Power Adapter Specification:** Input AC 100-240V 50/60Hz, Output 12V 2.0A (2000mA). Designed to meet industry standards for efficient and safe charging.
- **Wide Compatibility:** Customized to work with various CuPiLo massagers, including CPL-5522, CPL-5522RC, CPL-5549RC, CPL-3310, CPL-3391S, CPL-1128, CPL-2102, CPL-2506, and CPL-2243.
- **Convenient Cable Length:** Features a 1.8-meter (5.9 feet) long cable for flexible placement and ease of use, even when the power source is distant.
- **Safety and Reliability:** Incorporates advanced safety features such as short-circuit protection and overcharge protection, ensuring durability and long-lasting performance.
- **Robust Construction:** Built to withstand daily wear and tear, providing a reliable power solution.

3. SPECIFICATIONS

Attribute	Value
Input Voltage	AC 100-240V, 50/60Hz
Output Voltage/Current	DC 12V, 2.0A (2000mA)
Wattage	12 watts
Cable Length	1.8 meters (approx. 5.9 feet)
Connector Type	Barrel Connector (DC 5.5*2.1mm interface)
Product Dimensions	2.9 x 1.8 x 1.06 inches (approx. 73 x 45.5 x 27 mm)
Item Weight	4.2 ounces
Color	Black

Power Adapter Specification 12V 2A

Cable length: 1.8m



Image: Detailed specifications of the power adapter, including its dimensions (37.5mm/1.47in height, 44.5mm/1.75in width, 73mm/2.87in length) and cable length (1.8m) with barrel connector dimensions (2.1mm inner, 5.5mm outer diameter).



Image: A close-up view of the barrel connector, highlighting its design for secure connection to compatible devices.

4. COMPATIBILITY

This power adapter is specifically designed for use with various CuPiLo, Snailax, Nekteck, and Comfier back and foot massagers that require a 12V DC input with a 5.5*2.1mm barrel connector. Compatible CuPiLo models include:

- CPL-5522
- CPL-5522RC
- CPL-5549RC
- CPL-3310
- CPL-3391S
- CPL-1128
- CPL-2102
- CPL-2506
- CPL-2243

Always verify the voltage and connector type required by your device before connecting the adapter.




Image: An illustration showing the power adapter plugged into a wall outlet, with an arrow pointing to "12V", and various compatible massager models (Snailax, Nekteck, Comfier) indicating wide compatibility with a DC 5.5*2.1 interface.

5. SETUP AND CONNECTION

1. **Verify Device Requirements:** Before connecting, ensure your device requires a 12V DC input and has a compatible 5.5*2.1mm barrel connector.
2. **Connect to Device:** Insert the barrel connector of the power adapter firmly into the DC input port of your massager or compatible device.
3. **Connect to Power Outlet:** Plug the AC prongs of the power adapter into a standard AC 100-240V wall outlet.
4. **Power On Device:** Once connected, you may power on your device according to its own operating instructions.

Meets American Standards




 INPUT:
100-240V~50/60Hz

Image: The power adapter plugged into a standard American wall outlet, with a checkmark indicating compliance with American standards and an "INPUT: 100-240V~50/60Hz" label.

6. OPERATING INSTRUCTIONS

The CuPiLo 12V 2.0A DC Power Adapter functions as a direct power supply for your compatible electronic devices. It does not have user-adjustable settings or controls. Once properly connected to both the device and a power outlet, it will provide the necessary power.

Refer to your specific device's instruction manual for details on its operation, power modes, and charging indicators.

7. SAFETY AND PROTECTION

The CuPiLo power adapter is designed with multiple safety features to protect both the adapter and your connected devices:

- **Short Circuit Protection:** Prevents damage from electrical shorts.
- **Overcharge Protection:** Safeguards against excessive charging.
- **Over Current Protection:** Protects against current surges.
- **ETL Certification:** Tested and certified for safety by Intertek.
- **FCC Certification:** Complies with Federal Communications Commission standards.
- **UL Certification:** Underwriters Laboratories certified for electrical safety.
- **Grade 6 Energy Efficiency:** Designed for optimal energy consumption.



Image: An illustration highlighting the safety features of the power adapter, including icons for Short Circuit Protection, ETL Certification, FCC Certification, Over Current Protection, Grade 6 Energy Efficiency, and UL Certification.



Image: The ETL Listed certification logo, indicating product safety compliance.



Image: The FCC (Federal Communications Commission) compliance logo.

Important Safety Precautions:

- Do not expose the adapter to water or excessive moisture.
- Do not disassemble or modify the adapter.
- Avoid extreme temperatures.
- Ensure the adapter is used with devices that match its voltage and current specifications.
- Unplug the adapter from the wall outlet when not in use for extended periods.

8. MAINTENANCE

The CuPiLo power adapter requires minimal maintenance. Follow these guidelines to ensure its longevity:

- **Cleaning:** Wipe the adapter with a dry, soft cloth. Do not use liquid cleaners or abrasive materials.
- **Storage:** Store the adapter in a cool, dry place when not in use. Avoid tightly coiling the cable to prevent damage.
- **Cable Care:** Do not bend or crimp the cable excessively, especially near the connector and the adapter body. The cable is designed for flexibility, as shown in the image below.

Flexibility



Image: An illustration demonstrating the flexibility of the power cable (showing a 60-degree bend) and a cross-section view of its internal wiring, indicating robust construction.

9. TROUBLESHOOTING

If you encounter issues with your CuPiLo power adapter, refer to the following common problems and solutions:

- **No Power Output:**

- Ensure the adapter is securely plugged into a working wall outlet.
- Verify that the barrel connector is fully inserted into your device's power port.
- Check if the wall outlet is functional by plugging in another device.
- Confirm that your device is compatible with a 12V 2.0A power supply.

- **Device Not Charging/Operating Correctly:**

- Ensure the adapter's specifications (voltage, current, connector type) match your device's requirements.
- Inspect the adapter cable and connector for any visible damage.
- Try connecting the adapter to a different compatible device to isolate the issue.

- **Adapter Overheating:**
 - Unplug the adapter immediately.
 - Ensure adequate ventilation around the adapter; do not cover it.
 - Verify that the connected device is not drawing more power than the adapter's rated output (2.0A).
 - If overheating persists, discontinue use and contact customer support.

If the problem persists after attempting these solutions, please contact CuPiLo customer support.



10. WARRANTY AND SUPPORT





CuPiLo is committed to providing reliable products and excellent customer service. Your CuPiLo 12V 2.0A DC Power Adapter comes with a worry-free service commitment. For any inquiries, complaints, or technical assistance, our 24/7 support system is available to help you as soon as possible. Please refer to the contact information below:

- **Brand Store:** [CuPiLo Amazon Store](#)
- **Customer Service:** Refer to your purchase platform or product packaging for direct contact methods.

Please retain your proof of purchase for warranty claims.

Related Documents - 12V 2.0A DC Power Adapter (B0DL5RJMCR)

 <small>User Manual CPL-5555RC</small>	<p>CUPILO CPL-5555RC Foot Massager with Heat User Manual Setup, Operation, Warranty</p> <p>Get detailed instructions for your CUPILo CPL-5555RC Foot Massager with Heat. Learn about setup, operation, maintenance, troubleshooting, safety guidelines, and warranty information.</p>
 <small>User Manual CPL-5555</small>	<p>Cupilo Foot Massager with Heat CPL-5555 User Manual</p> <p>Comprehensive user manual for the Cupilo Foot Massager with Heat (Model CPL-5555), detailing safety instructions, setup, operation, maintenance, troubleshooting, and warranty information.</p>

 <p>CPL-2251 Cordless Back Massager with Heat</p>	<p>CUPILO CPL-2251 Cordless Back Massager with Heat User Manual</p> <p>Comprehensive user manual for the CUPILO CPL-2251 Cordless Back Massager with Heat. This guide provides essential safety instructions, detailed features, technical specifications, operation guidance, care and cleaning advice, troubleshooting tips, and warranty information for optimal use.</p>
	<p>CUPILO CPL-5530 Knee Massager User Manual - Relief and Comfort</p> <p>Official user manual for the CUPILO CPL-5530 Knee Massager. Learn how to operate, charge, clean, and troubleshoot your device for effective knee vibration massage and heat therapy.</p>
 <p>CPL-6682N Cordless neck and shoulder massager</p>	<p>Cupilo CPL-6682N Cordless Neck and Shoulder Massager User Manual</p> <p>Comprehensive user manual for the Cupilo CPL-6682N cordless neck and shoulder massager. Includes safety instructions, features, technical data, operation and controller guidance, battery charging, usage tips, care and cleaning, troubleshooting, and warranty information.</p>
 <p>CPL-6689 Cordless Neck Massager with Heat</p>	<p>CUPILO CPL-6689 Cordless Neck Massager with Heat User Manual</p> <p>User manual for the CUPILO CPL-6689 Cordless Neck Massager with Heat. Provides safety instructions, features, technical data, operating instructions, troubleshooting tips, and warranty information for optimal use.</p>