

## HOTWAV R9 Pro

# HOTWAV R9 Pro Rugged Tablet User Manual

Model: R9 Pro

## 1. INTRODUCTION

This manual provides essential information for the safe and efficient operation of your HOTWAV R9 Pro Rugged Tablet. The HOTWAV R9 Pro is designed for durability, featuring MIL-STD-810H, IP68, and IP69K certifications, making it resistant to drops, water, and dust. It operates on Android 14 and offers a robust set of features for various environments. Please read this manual thoroughly before using your device.

## 2. SAFETY INFORMATION

- **Water and Dust Resistance:** While the device is IP68/IP69K rated, avoid prolonged submersion beyond specified depths (2 meters) and durations (30 minutes). Ensure all port covers are securely closed before exposure to water or dust.
- **Temperature:** Do not expose the device to extreme temperatures (below  $-20^{\circ}\text{C}$  or above  $60^{\circ}\text{C}$ ).
- **Impact:** The device is drop-resistant up to 1.2 meters. However, severe impacts can still cause damage.
- **Battery:** Use only approved chargers and cables. Do not attempt to replace the battery yourself. Avoid puncturing or damaging the battery.
- **Cleaning:** Use a soft, damp cloth for cleaning. Avoid harsh chemicals.
- **Disposal:** Dispose of the device and its battery responsibly according to local regulations.

## 3. PACKAGE CONTENTS

Verify that all items are present in your package:

- 1x HOTWAV R9 Pro Rugged Tablet
- 1x USB Type-C Cable
- 1x OTG Cable
- 1x Power Adapter
- 1x User Manual

## 4. DEVICE OVERVIEW

The HOTWAV R9 Pro features an 11-inch display and a robust exterior. Familiarize yourself with the key components.



### 11-inch 2K Scratch Resistant Display You Deserve **Bigger**

The HOTWAV R9 Pro Rugged Tablet comes with a stunning **11" 2K-class display**. This screen gives you crystal-clear visuals, whether you're streaming your favorite shows, gaming, or getting some work done. The large size and sharp detail make everything pop, giving you a super immersive experience, all while staying easy on the eyes.

Enjoy top-notch visuals from now on.



**11** 27.9cm (11-inch)  
Full-screen Display

**14.5:9** 14.5:9  
Aspect Ratio

**400nits**  
Peak Brightness

**2K** 1200\*1920  
Resolution




Split Screen

Front and back view of the HOTWAV R9 Pro Rugged Tablet, showing the screen, cameras, and rugged casing.

# IP68, IP69K And MIL-STD-810H Certified + LED Camping Light

 Drop-proof of  
up to 1.2m



Side view of the HOTWAV R9 Pro Rugged Tablet, highlighting port locations and buttons.

## 5. SETUP

### 5.1 Initial Charging

Before first use, fully charge the tablet using the provided power adapter and USB Type-C cable. Connect the cable to the tablet's charging port and the adapter to a power outlet. The charging indicator will show the charging status.

### 5.2 Powering On/Off

- **To Power On:** Press and hold the Power button until the HOTWAV logo appears.
- **To Power Off:** Press and hold the Power button, then select "Power off" from the options on the screen.
- **Restart:** Press and hold the Power button, then select "Restart" from the options.

### 5.3 SIM Card and TF Card Installation

The tablet supports dual 4G SIM cards and a TF card for expandable storage up to 2TB.

1. Locate the SIM/TF card tray on the side of the tablet.

2. Use the provided SIM ejector tool to open the tray.
3. Carefully place the SIM cards and/or TF card into their respective slots, ensuring correct orientation.
4. Gently push the tray back into the tablet until it is flush with the device.

## 5.4 Initial Android Setup

Upon first power-on, follow the on-screen prompts to complete the initial setup, including language selection, Wi-Fi connection, Google account login, and security settings.

## 6. OPERATING INSTRUCTIONS

### 6.1 Basic Navigation

The HOTWAV R9 Pro uses standard Android touch gestures:

- **Tap:** Select an item or open an app.
- **Swipe:** Scroll through screens or lists.
- **Pinch:** Zoom in or out on images and web pages.
- **Long Press:** Access contextual menus or move icons.

### 6.2 Connectivity

- **Wi-Fi:** Go to Settings > Network & internet > Wi-Fi to connect to available networks. The tablet supports 5G Wi-Fi.
- **4G Dual SIM:** Insert two 4G SIM cards to manage calls and data from different networks. (Note: Not compatible with AT&T, Cricket, or Verizon networks. Fully supports T-Mobile, Mint, Boost, and Google Fi.)
- **Bluetooth 5.0:** Go to Settings > Connected devices > Bluetooth to pair with Bluetooth accessories.



**Dual 4G SIM Card + Dual-Band WLAN**

**(Note: Not compatible with AT&T)**

Equipped with dual card slots, it supports inserting two SIM cards and is designed for efficient users. Whether for work or entertainment, you can easily switch between multiple networks and stay connected any-time, anywhere.

**Network Frequency Band**

2G: B2/B3/B5/B8  
3G WCDMA: B1/B2/B4/B5/B8  
4G TDD: B38/B39/B40/B41  
FDD: B1/B2/B3/B4/B5/B7/B8/B12/B17/B18/B19/B20/B25/B26/B28A/B28B/B66

Image showing the tablet's dual 4G SIM card and dual-band WLAN capabilities.



**Faster, More Reliable  
WiFi 5**

Experience faster, smoother internet with the HOTWAV R9 Pro's WiFi 5 support. Enjoy seamless browsing, streaming, and gaming with enhanced speed and stability, whether at home or on the go.



**One Notch Up  
Bluetooth 5.0**

Connect with ease using Bluetooth 5.0 on HOTWAV R9 Pro's. Enjoy enhanced speed, greater range, and improved battery efficiency while linking your favorite devices. Whether for music, calls, or data transfer, this tablet ensures a smooth and reliable wireless experience.

Visual representation of WiFi 5 and Bluetooth 5.0 connectivity features.

### 6.3 Camera Usage

The tablet features a 64MP rear camera and a 16MP front camera.

- Open the Camera app to take photos or record videos.
- **Underwater Mode:** Activate this mode in the camera settings before taking photos or videos underwater. Ensure all port covers are sealed.

#### Rear Main Camera

### 64MP Rear Camera

The powerful 64MP rear camera captures every precious moment. Ultra-high-definition pixels record the beauty of life, allowing you to easily share exquisite photos and experience professional-level photography.



R9 Pro 64MP Rear Camera



R9 Pro 64MP Rear Camera



R9 Pro 64MP Rear Camera

Image showcasing the 64MP rear camera's capability to capture detailed photos.

#### Brilliant selfies

### 16MP Front Camera

Show off your best angles with the HOTWAV R9 Pro's 16MP selfie camera. Make every photo a standout with vivid detail and clarity. It's excellent for sharing moments and making memories.



R9 Pro 16MP Front Camera




R9 Pro 16MP Front Camera



R9 Pro 16MP Front Camera

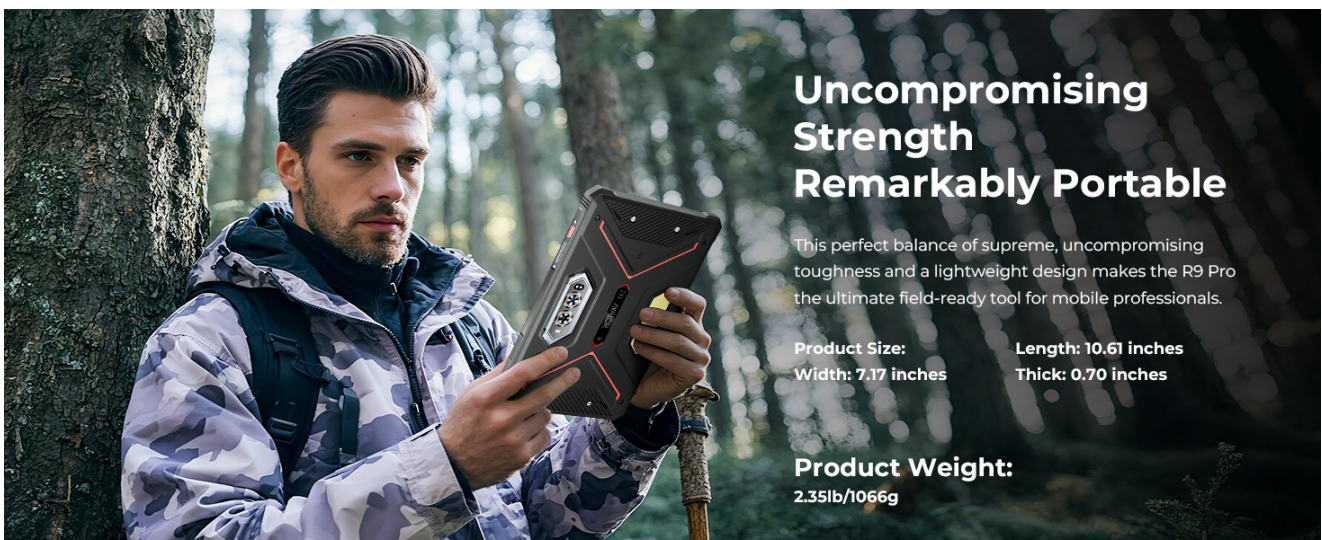
Image demonstrating the 16MP front camera for selfies and video calls.



The tablet's underwater mode allows for photography in aquatic environments.

## 6.4 GPS Navigation

The tablet supports GPS, BEIDOU, GLONASS, and Galileo for accurate positioning. Download maps in advance for offline use.



The tablet's GPS capabilities for navigation and location tracking.

## 6.5 Face ID

Set up Face ID for secure and convenient unlocking of your device. Go to Settings > Security & privacy > Face unlock and follow the instructions.

## 6.6 Camping Light

The integrated Super LED Camping Light provides 350 lumens of illumination and can last for 14 hours. Access and control the camping light through the quick settings panel or a dedicated app.

## Super LED Camping Light

**350 lumens**

Equipped with an ultra-long battery life camping light, the unique LED camping light design makes your outdoor activities easier, providing an ultra-long battery life of 14 hours. Whether you are working outdoors or exploring outdoors, the R9 PRO tablet can meet your needs, it must be your ideal device

The tablet's Super LED Camping Light in use, providing illumination.

### Innovative Design LED Lights, Perfect Lighting

Various scenarios demonstrating the utility of the tablet's LED camping light.

## 6.7 OTG Reverse Charging

Use the provided OTG cable to connect other devices to your tablet and use the tablet's large battery to charge them. This feature allows the tablet to act as a power bank.

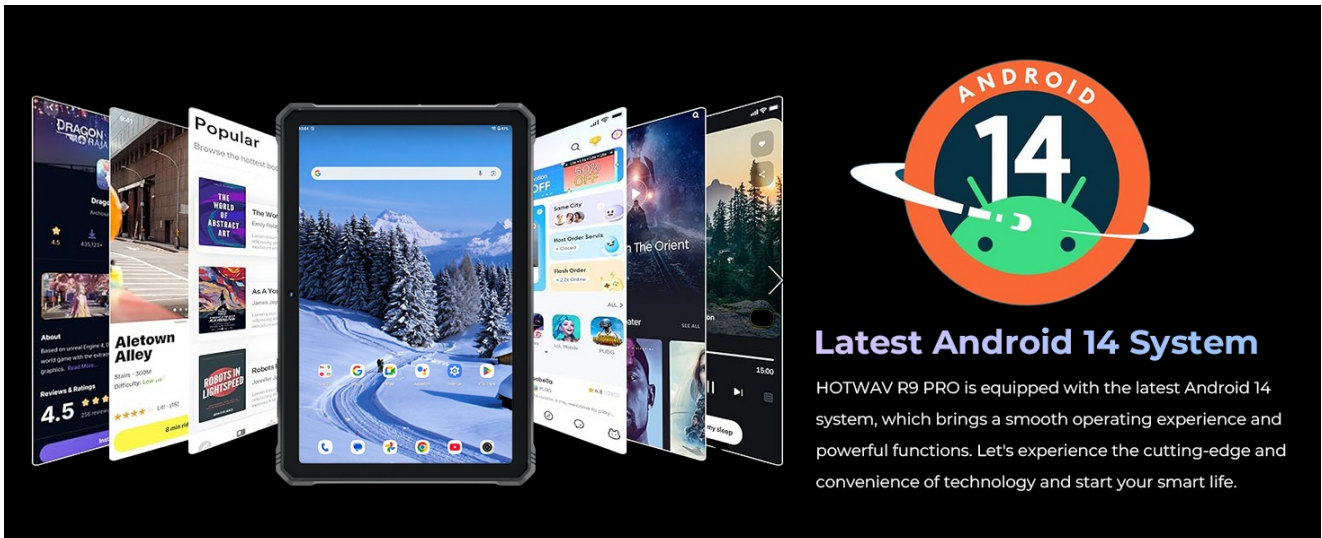
## GPS+BEIDOU+GLONASS+Galileo

HOTWAV R9 PRO is compatible with GPS+BEIDOU+GLONASS+Galileo. You can download maps in advance and use it in places without network or signal. Whether it is navigation, track recording or geolocation, it can help you easily cope with various travel needs, accurately navigate, and experience powerful performance and efficient application support.

Diagram illustrating the OTG reverse charging function, showing the tablet charging other devices.

## 6.8 Android 14 Features

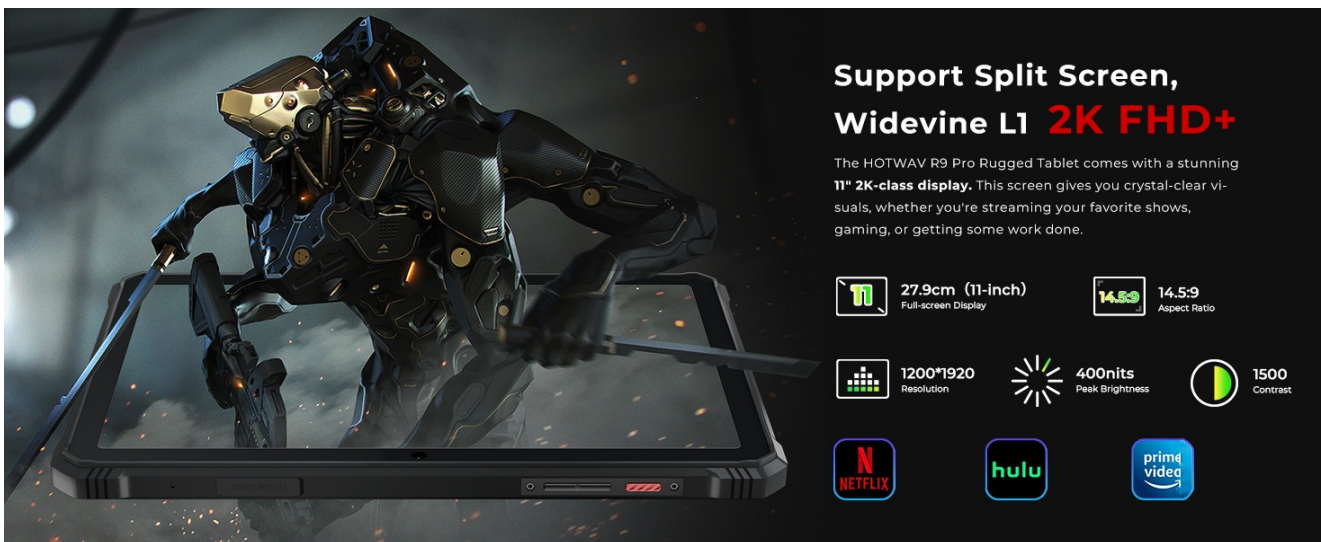
The tablet runs on the latest Android 14, offering enhanced privacy controls, improved performance, and features like split-screen multitasking.



### Latest Android 14 System

HOTWAV R9 PRO is equipped with the latest Android 14 system, which brings a smooth operating experience and powerful functions. Let's experience the cutting-edge and convenience of technology and start your smart life.

Image depicting the Android 14 operating system interface on the HOTWAV R9 Pro.



The tablet supports split-screen functionality and Widevine L1 for high-definition streaming.



The tablet's support for Widevine L1 ensures high-definition content playback from streaming services.

## 7. KEY FEATURES

## 7.1 Display

The HOTWAV R9 Pro features an 11-inch 2K FHD+ display with a resolution of 1920x1200 pixels and 450 NIT brightness. The screen is designed to be scratch-resistant, providing clear visuals for various applications.



**HOTWAV R9 Pro**  
Connect Passion with Life

**20GB RAM**  
256GB ROM

**11 inch FHD+**  
Display

**IP68/IP69K**  
MIL-STD-810

**20080mAh**  
Battery

HOTWAV is a global company focusing on the research and development of tablets and mobile phones. We are experienced and committed to providing the best user experience and services to consumers around the world.

The 11-inch 2K display offers clear visuals and is scratch-resistant.

## 7.2 Performance

Powered by a Unisoc T606 octa-core processor, the tablet includes 20GB RAM (6GB fixed + 14GB expandable) and 256GB internal storage, expandable up to 2TB via a TF card. This configuration supports smooth multitasking and ample storage for applications and media.



**20GB RAM + 256GB ROM**

**20GB RAM**  
6+14GB Virtual

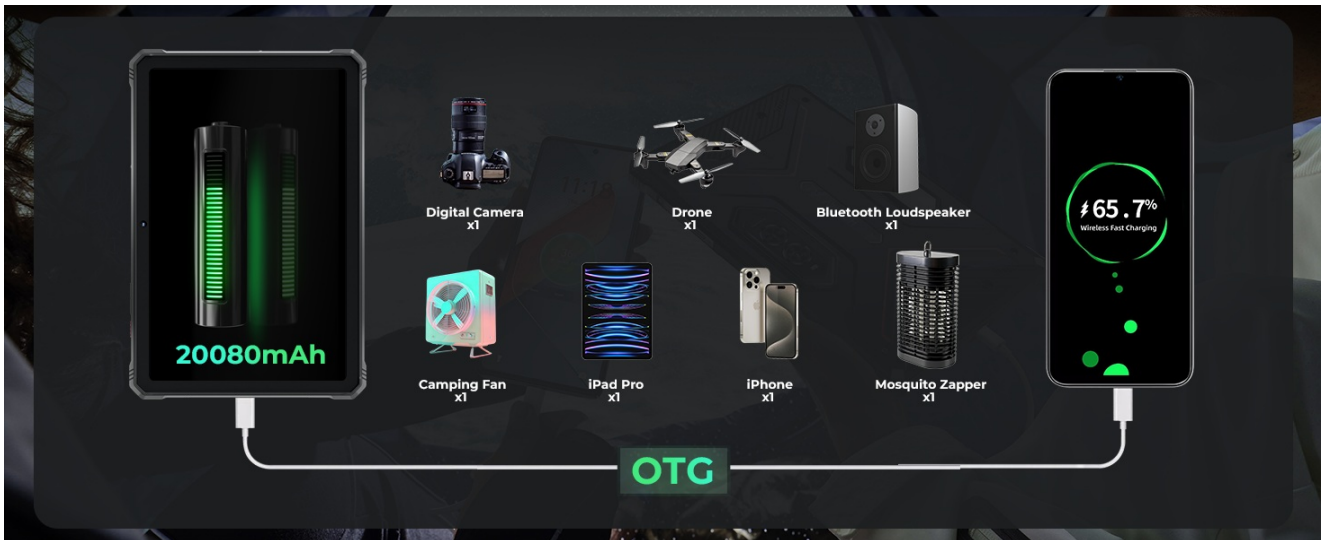
**256GB ROM**  
2TB Expansion

**≈170K+ Photos**

**≈2.8K+ Short Videos**

**≈446K+ Songs**

Details on the Unisoc T606 octa-core processor, 20GB RAM, and 256GB ROM with 2TB expandability.



Visual representation of the tablet's 20GB RAM and 256GB ROM, highlighting storage capacity for photos, videos, and songs.

### 7.3 Durability

The R9 Pro is built to withstand harsh conditions, meeting MIL-STD-810H military standards and IP68/IP69K ratings. This ensures resistance to drops up to 1.2 meters, and water/dust immersion up to 2 meters for 30 minutes.



Illustrations of the tablet's drop-proof, waterproof, and dust-proof features, certified by IP68, IP69K, and MIL-STD-810H standards.

Your browser does not support the video tag.

Official video demonstrating the ruggedness of the HOTWAV R9 Pro tablet, including drop and water resistance tests.

Your browser does not support the video tag.

Official video showcasing the waterproof capabilities of the HOTWAV R9 Pro tablet.





### 7.4 Battery Life


Equipped with a 20080mAh battery, the tablet offers extended usage times: up to 120 days standby, 1000 hours of music playback, and 100 hours of talk time. It supports 20W fast charging.

# Be Up For **120 Days** And More on One charge

## 20080mAh Massive Mega Battery

For outdoor adventures, you've got to check out the HOTWAV R9 Pro. This tablet is a game changer with its massive **20,080 mAh battery**, giving you an impressive standby time of more than 120 days! Perfect for those hiking or camping trips where you might not have access to power for days. You can capture memories, stream music, or stay connected without worrying about running out of juice. It's a trusty companion for your next adventure!

-  **20080mAh**  
Large Battery
-  **20W**  
SuperVOOC
-  **100H**  
Talk time
-  **1000H**  
Music play



Information on the tablet's 20080mAh battery, including standby time, music playback, and talk time.

### Let's Start The Long Journey

- 28 Hours of Video Chator Live Stream**
- 20 Hours of 1080P Video Recording**
- 36 Hours of Continuous Navigation**
- 80 Hours of Music Playing (On The Loudspeaker)**
- 35 Hours of Video Playing**
- 28 Hours of Game Play**

Examples of extended usage times for navigation, video, music, and gaming on a single charge.

## 7.5 Glove Mode

The tablet features a Glove Mode, allowing you to operate the touchscreen while wearing gloves, which is useful in cold weather or industrial environments. This mode can typically be activated in the display settings.



Image showing a user operating the tablet while wearing gloves, demonstrating the Glove Mode feature.

## 8. MAINTENANCE

- **Cleaning:** Wipe the screen and body with a soft, lint-free cloth. For stubborn dirt, slightly dampen the cloth with water. Ensure all port covers are closed before cleaning with moisture.
- **Battery Care:** To prolong battery life, avoid fully discharging the battery frequently. Charge the device regularly and avoid leaving it in direct sunlight or extremely hot environments.
- **Software Updates:** Regularly check for and install system updates to ensure optimal performance and security. Go to Settings > System > System update.
- **Storage Management:** Periodically clear unnecessary files and apps to maintain device speed and free up storage.

## 9. TROUBLESHOOTING

Problem	Possible Solution
Device does not power on	Ensure the battery is charged. Connect to the charger for at least 30 minutes, then try powering on again.
Cannot connect to Wi-Fi	Check if Wi-Fi is enabled. Restart the tablet and your Wi-Fi router. Ensure you are entering the correct password.
4G network not working	Ensure SIM cards are correctly inserted and activated. Check network coverage in your area. Verify compatibility with your carrier (T-Mobile, Mint, Boost, Google Fi are supported; AT&T, Cricket, Verizon are not).
Touchscreen unresponsive	Restart the device. If the issue persists, perform a factory reset (data will be lost).
Battery drains quickly	Close unused apps running in the background. Reduce screen brightness. Disable unnecessary features like GPS or Bluetooth when not in use.

## 10. SPECIFICATIONS

Feature	Detail
Brand	HOTWAV
Model Name	R9 Pro
Operating System	Android 14
Processor	Unisoc T606 Octa-Core
RAM	20 GB (6GB fixed + 14GB expandable)
Internal Storage	256 GB
Expandable Storage	Up to 2 TB via TF card
Screen Size	11 Inches

Feature	Detail
Display Resolution	1920 x 1200 (2K FHD+)
Rear Camera	64 MP
Front Camera	16 MP
Battery Capacity	20080 mAh
Charging	20W Fast Charging, OTG Reverse Charging
Durability Ratings	IP68, IP69K, MIL-STD-810H
Connectivity	4G Dual SIM, 5G Wi-Fi, Bluetooth 5.0, USB Type-C
Navigation	GPS, BEIDOU, GLONASS, Galileo
Special Features	Super LED Camping Light (350 lumens), Underwater Mode, Face ID, Glove Mode
Dimensions (L x W x Thickness)	10.59"L x 7.17"W x 0.67"Th
Item Weight	1.68 Kilograms

## 11. WARRANTY AND SUPPORT

HOTWAV offers comprehensive support for your R9 Pro tablet:

- **Return Policy:** 30 days no-reason return.
- **Warranty:** Two years free warranty covering buttons and other components against defects.
- **Technical Support:** Lifetime technical support.
- **Customer Service:** 24 hours online customer service.

For assistance, please contact HOTWAV customer service.