

VOCOLinc VT2202T-1P

VOCOLinc Air Card Tag Wallet Tracker User Manual

Model: VT2202T-1P

1. INTRODUCTION

This manual provides detailed instructions for the setup, operation, maintenance, and troubleshooting of your VOCOLinc Air Card Tag Wallet Tracker, Model VT2202T-1P. This device is designed to help you locate your personal items using the Apple Find My network.

Important Note: This product is compatible only with iOS devices and does not support Android devices. It does not include Ultra-Wideband (UWB) functionality.

2. PRODUCT OVERVIEW

The VOCOLinc Air Card is an ultra-thin item tracker designed to fit seamlessly into wallets, bags, and other personal items. It leverages the Apple Find My network for precise location tracking.



Image 2.1: VOCOLinc Air Card Tag Wallet Tracker. This image displays the sleek, black card-shaped tracker with the VOCOLinc logo and wireless signal icons.

Key Features:

- **Ultra-Thin Design:** Measures 1.6mm, ideal for wallets and slim compartments.
- **Apple MFi Certified:** Ensures compatibility and secure integration with the Apple Find My network.
- **Bluetooth Tracking:** Provides a local tracking range of up to 200 feet (60 meters).
- **Audible Alert:** Features a built-in speaker that emits a loud sound (80-100 dB) to help locate items nearby.
- **Global Find My Network:** Utilizes millions of iOS devices worldwide to help locate items outside Bluetooth range, ensuring privacy and encryption.
- **Left-Behind Alerts:** Notifies you instantly if the tracker disconnects from your iOS device's Bluetooth, preventing loss.
- **IP67 Water-Resistant:** Designed to withstand splashes and dust.
- **Long-Lasting Battery:** Built-in battery provides up to 3 years of usage.



Works with
Apple Find My



Privacy is built in



Up to 3 years of non-
replaceable batteries



"Hey Siri,
find my Wallets"

VOCOLinc TAG

The fastest way to
find your things

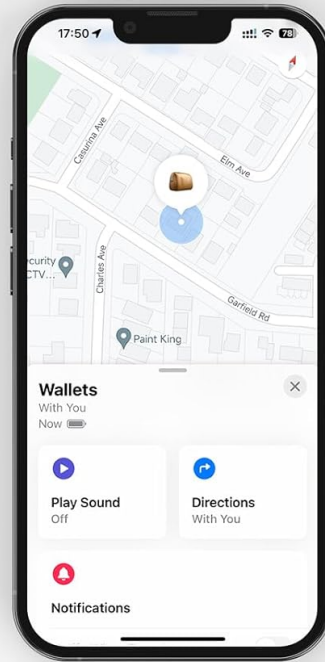



Image 2.2: Key features of the VOCOLinc Air Card. This graphic highlights compatibility with Apple Find My, built-in privacy, up to 3 years of battery life, and Siri integration for finding items.

3. SETUP AND PAIRING

Follow these steps to pair your VOCOLinc Air Card with your iOS device:

1. Ensure your iOS device's Bluetooth is turned on.
2. Press the power button on the VOCOLinc Air Card to turn it on. Place the card near your iOS device.
3. Open the **Find My** app on your iOS device.
4. Navigate to the **Items** tab.
5. Tap **Add Item**, then select **Other Supported Item**.
6. Follow the on-screen instructions within the Find My app to complete the pairing process.

For subsequent pairing with other items, tap the '+' icon and then 'Add Other Item' in the Find My app.

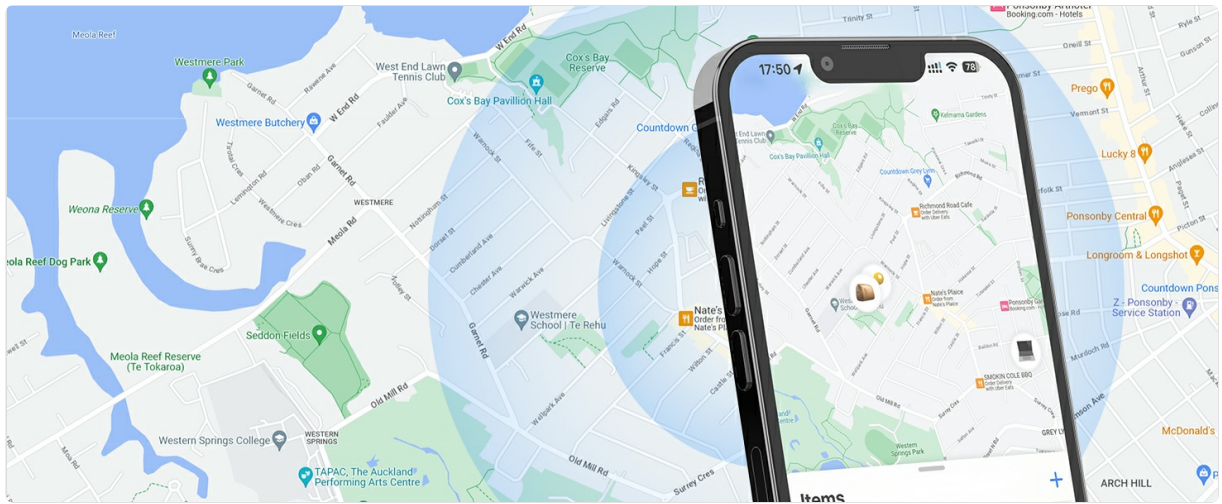


Image 3.1: Visual guide for pairing the VOColinc Air Card. This image shows a four-step process: turning on Bluetooth, pressing the card's power button, opening the Find My app to add an item, and selecting 'Other Supported Item' to complete pairing.

4. OPERATING INSTRUCTIONS

4.1. Finding Items Nearby

When your VOColinc Air Card is within Bluetooth range (up to 200 feet/60 meters) of your iOS device, you can use the Find My app to play a sound on the card. This helps you pinpoint its exact location.

- Open the **Find My** app.
- Select the VOColinc Air Card from your list of items.
- Tap **Play Sound**. The card will emit a loud beeping sound (80-100 dB).

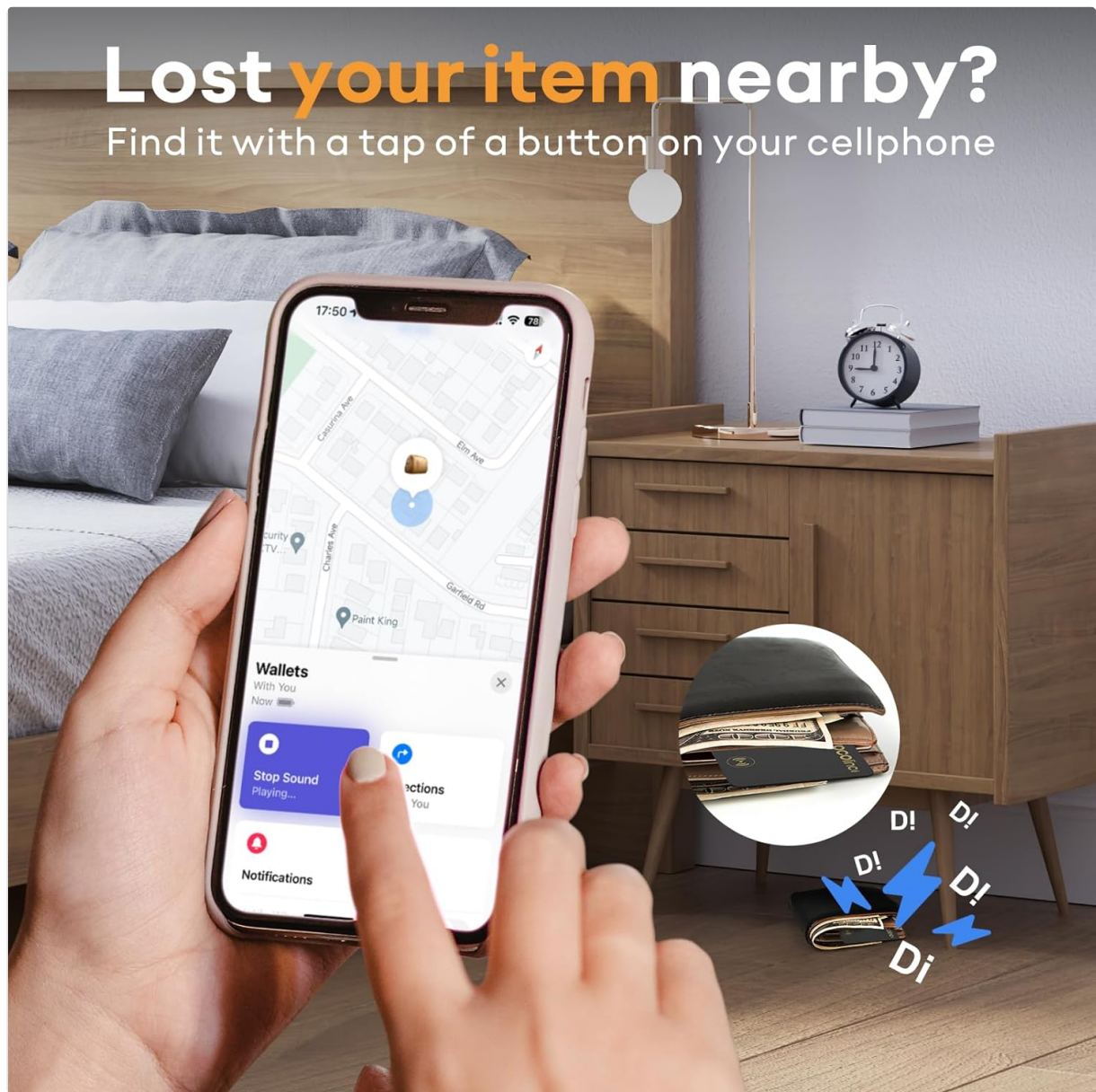


Image 4.1: Locating a nearby item using the Find My app. A user's phone displays the Find My interface with a 'Play Sound' option, while the VOCOLinc Air Card, placed in a wallet, emits sound waves to indicate its location near a bed.

4.2. Finding Items Far Away

If your VOCOLinc Air Card is outside the Bluetooth range of your iOS device, the Apple Find My network can still help you locate it. This network anonymously and securely uses millions of iOS devices worldwide to detect your item's location and report it back to you.

- Open the **Find My** app.
- Select the VOCOLinc Air Card from your list of items.
- The app will display the last known location on a map or provide directions to its current location if detected by the Find My network.

Find Far Away

When outside of Bluetooth range, use the Find My app to view it on the map and direct you to the vicinity of VOCOLinc



Image 4.2: Locating an item far away using the Find My network. A user's phone displays a map with directions to the last known location of the VOCOLinc Air Card, which is shown in a wallet.

4.3. Left-Behind Alerts

The Left-Behind Alerts feature notifies you if you accidentally leave your VOCOLinc Air Card behind. If your item disconnects from your iOS device's Bluetooth, you will receive an instant notification.

- Ensure Left-Behind Alerts are enabled for your VOCOLinc Air Card in the Find My app settings.
- You will receive a notification on your iOS device if the card is no longer detected nearby.

Left-Behind Remind



Image 4.3: Example of a left-behind alert. A user receives a notification on their phone stating that their item (e.g., keys) has been left behind, with the VOCOLinc Air Card visible in a wallet.

4.4. Share This Item (iOS 17 and above)

With iOS 17 or newer, you can share the location of your VOCOLinc Air Card with up to 5 other individuals. This allows them to view the item's location on a map. Borrowers will not receive tracking notifications as the item moves with them.

- Ensure your iOS device is updated to iOS 17 or a later version.
- In the **Find My** app, select your VOCOLinc Air Card.
- Look for the option to **Share This Item** and follow the prompts to add contacts.

5. MAINTENANCE

5.1. Battery Information

The VOCOLinc Air Card features a built-in, non-replaceable Lithium Metal battery designed to last up to 3 years. No user maintenance or battery replacement is required during its lifespan.

5.2. Water Resistance

The device is IP67 water-resistant, meaning it can withstand immersion in up to 1 meter of water for up to 30 minutes. It is protected against dust and splashes, making it suitable for everyday use. However, it is not recommended for prolonged submersion or use in extreme water conditions.



Image 5.1: The VOCOLinc Air Card submerged in water, illustrating its IP67 water-resistant capability.

6. TROUBLESHOOTING

- **Device Not Pairing:**

Ensure your iOS device's Bluetooth is enabled and the VOCOLinc Air Card is powered on and placed close to your device. Verify that your iOS device is running a compatible version of iOS. Try restarting both your iOS device and the Air Card.

- **Cannot Hear Sound:**

Confirm the Air Card is within Bluetooth range. Check for any obstructions that might muffle the sound. The sound level is 80-100 dB, which should be audible in most indoor environments.

- **Inaccurate Location:**

Location accuracy depends on the density of the Apple Find My network. In areas with fewer iOS devices, location updates might be less frequent or precise. Ensure your iOS device has a stable internet connection for accurate map display.

- **Left-Behind Alerts Not Working:**

Verify that Left-Behind Alerts are enabled for your Air Card in the Find My app settings. Ensure your iOS device's Bluetooth remains active.

- **Resetting the Air Card:**

If experiencing persistent issues, you may need to reset the Air Card. Refer to the manufacturer's specific instructions for resetting, usually involving a combination of button presses or a prolonged press of the power button. This can help resolve connectivity problems.

7. SPECIFICATIONS

| | |
|-------------------------------|-----------------------------------------------------|
| Model Number | VT2202T-1P |
| Dimensions (L x W x H) | 3.35 x 2.13 x 0.06 inches (85.5 x 54 x 1.6 mm) |
| Item Weight | 0.353 ounces |
| Battery Type | 1 Lithium Metal battery (included, non-replaceable) |

| | |
|-------------------------|----------------------------|
| Battery Life | Up to 3 years |
| Water Resistance Rating | IP67 |
| Bluetooth Range | Up to 200 feet (60 meters) |
| Sound Level | 80-100 dB |
| Compatible Devices | iOS devices only |



Image 7.1: Diagram showing the dimensions (1.6mm thickness, 85.5mm length, 54mm width) and key specifications of the VOCOLinc Air Card, including sound level, Bluetooth range, water resistance, and battery life.

8. WARRANTY AND SUPPORT

8.1. Warranty Information







The VOCOLinc Air Card Tag Wallet Tracker (Model VT2202T-1P) comes with a **2-year warranty** from the date of purchase. This warranty covers manufacturing defects and malfunctions under normal use. Please retain your proof of purchase for warranty claims.

8.2. Customer Support

For technical assistance, troubleshooting, or warranty inquiries, please contact VOCOLinc customer support. You can find contact information on the official VOCOLinc website or through your purchase platform.

Online Resources: For additional information and FAQs, visit the [VOCOLinc Store on Amazon](#).

Related Documents - VT2202T-1P

| | |
|-------------------------------------------------------------------------------------|----------------------------------------------------------------------------------------------------------------------------------------------------------------------------------------------------------------------------------------------------------------------------------------------------------------------------------------------------------------------------------------------------------|
|  | <p>VOCOLinc VP5 Smart Plug Quick Start Guide</p> <p>A comprehensive guide to setting up and using the VOCOLinc VP5 Smart Plug, featuring compatibility with Apple HomeKit, Amazon Alexa, and Google Assistant. Learn about its features, electrical ratings, safety warnings, and FCC/IC declarations.</p> |
|  | <p>VOCOLinc ColorFlux L4 A21 Smart LED Light Bulb - Features, Specs, and Setup Guide</p> <p>Detailed overview of the VOCOLinc ColorFlux L4 A21 Smart Wi-Fi LED Light Bulb. Learn about its features, specifications, setup, safety warnings, and regulatory compliance.</p> |
|  | <p>VOCOLinc VS1 Smart Contact Sensor HomeKit Compatible Security</p> <p>Discover the VOCOLinc VS1 Smart Contact Sensor for enhanced home security. Monitor doors and windows with Apple HomeKit integration, real-time notifications, and easy setup. Learn about features, specifications, and installation.</p> |
|  | <p>VOCOLinc VP3 Smart Outlet - Wi-Fi Plug with Energy Monitoring</p> <p>Learn about the VOCOLinc VP3 Smart Outlet, a Wi-Fi enabled smart plug. It offers remote control, energy monitoring, and compatibility with Apple HomeKit, Amazon Alexa, and Google Assistant. Details include product overview, LED status, electrical ratings, safety warnings, and conformity information.</p> |
|  | <p>VOCOLinc VC1 Smart Indoor Camera Setup and User Guide</p> <p>Learn how to set up and use the VOCOLinc VC1 Smart Indoor Camera with this comprehensive guide, covering installation, app integration, and safety information.</p> |
|  | <p>VOCOLinc VP5X SmartBar Plug User Manual</p> <p>User manual for the VOCOLinc VP5X SmartBar Plug, detailing features, setup, safety warnings, and technical specifications. Compatible with Apple HomeKit, Amazon Alexa, and Google Assistant.</p> |