

## Portronics POR-2825

# Portronics Glide 2 Stylus Pencil User Manual

Model: POR-2825

## INTRODUCTION

The Portronics Glide 2 Stylus Pencil is designed to enhance your interaction with compatible iPad tablets. It offers features such as dual charging options, Bluetooth connectivity with gesture controls, magnetic attachment, palm rejection technology, and tilt sensitivity for a natural writing and drawing experience. This manual provides instructions for setup, operation, maintenance, and troubleshooting to ensure optimal performance of your stylus.

## SETUP

### 1. Charging the Stylus

The Portronics Glide 2 Stylus Pencil offers two charging methods: Type-C wired charging and magnetic wireless charging.

- **Type-C Charging:** Connect the provided Type-C cable to the charging port on the stylus and to a compatible USB power adapter or device.
- **Magnetic Wireless Charging:** For select iPad models that support wireless charging, attach the stylus magnetically to the side of your iPad. The stylus will begin charging automatically. Refer to the compatibility section for supported models.



## Natural Palm Rejection

Rest your hand comfortably without accidental marks or interference while writing or drawing



No Lag



Smooth



No Skip

The stylus supports both Type-C wired charging and magnetic wireless charging for convenience. Wireless charging is compatible with specific iPad models.

## 2. Bluetooth Connectivity and Pairing

To enable gesture controls and view the battery indicator on your iPad, connect the stylus via Bluetooth.

1. Ensure your iPad's Bluetooth is turned on.
2. Turn on the Portronics Glide 2 Stylus Pencil.
3. On your iPad, go to Bluetooth settings and select the Portronics Glide 2 from the list of available devices to pair.
4. Once paired, you can access touch shortcuts and monitor the stylus battery level directly on your iPad.

## Wide Compatibility

iPad (6th/7th/ 8th/9th/10th)	iPad Pro 11" (1st/2nd/3rd/4th)	iPad Pro 12.9" (3rd/4th/5th/6th)	iPad Mini (5th/6th)	iPad Air (3rd/4th/5th)
A1954 / A1893 / A2197 / A2198 / A2200 / A2270 / A2428 / A2429 / A2430 / A2602 / A2603 / A2604 / A2605 / A2696 / A2757 / A2777	A2836 / A2837 / A3006 / A1980 / A2013 / A1934 / A1979 / A2228 / A2231 / A2068 / A2030 / A2377 / A2459 / A2301 / A2460 / A2759 / A2435 / A2761 / A2762	A1876 / A2014 / A1895 / A1983 / A2229 / A2233 / A2069 / A2232 / A2378 / A2461 / A2379 / A2462 / A2436 / A2766 / A2764 / A2437	A2133 / A2124 / A2126 / A2125 / A2567 / A2568 / A2569  <b>iPad Pro 13"</b> A2925 / A2926 / A3007	A2152 / A2123 / A2153 / A2154 / A2316 / A2324 / A2325 / A2072 / A2902 / A2903 / A2904 / A2898 / A2899 / A2900 / A2588 / A2589 / A2591

The stylus supports wired Type-C charging for the models in black font, and it supports wired and wireless charging for the models in red font. The stylus is only compatible with these select models of iPad, please confirm your iPad model before placing an order.

Bluetooth connectivity enables battery monitoring and touch shortcuts on your iPad.

### 3. Magnetic Attachment

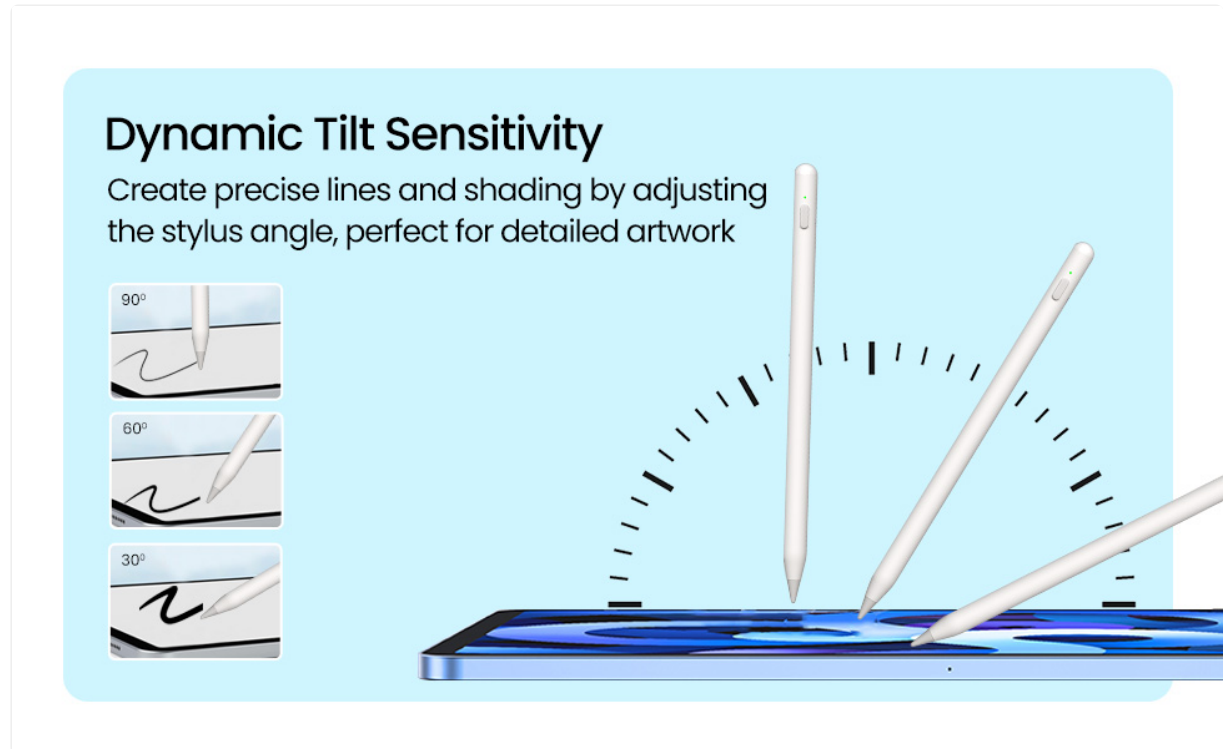
The stylus can be magnetically attached to the side of your compatible iPad for secure storage and easy access. This also facilitates wireless charging on supported models.

## OPERATING INSTRUCTIONS

---

### 1. Palm Rejection Technology

Rest your hand comfortably on the iPad screen while writing or drawing. The advanced palm rejection technology ensures that only the stylus input is registered, preventing accidental marks or interference from your palm.




Palm rejection allows for natural writing and drawing by ignoring accidental touches from your hand.

### 2. Tilt Sensitivity

The stylus features tilt sensitivity, allowing you to create varying line thicknesses and shading effects. By tilting the stylus, you can achieve different artistic results, similar to using a traditional pencil.

# Shortcut Gestures



## Single Tap

Click Photo or  
Increase Volume



## Double Tap


Return to Home Screen

Adjust the stylus angle to create precise lines and shading for detailed artwork.

### 3. Shortcut Gestures

Utilize the integrated touch shortcuts for quick actions:

- **Single Tap:** Click a photo or increase volume.
- **Double Tap:** Return to the Home Screen.



## Magnetic Wireless Charging

Please note: Wireless Charging of the stylus is only supported by select iPad tablet models which are compatible with wireless charging.

## Type-C Charging

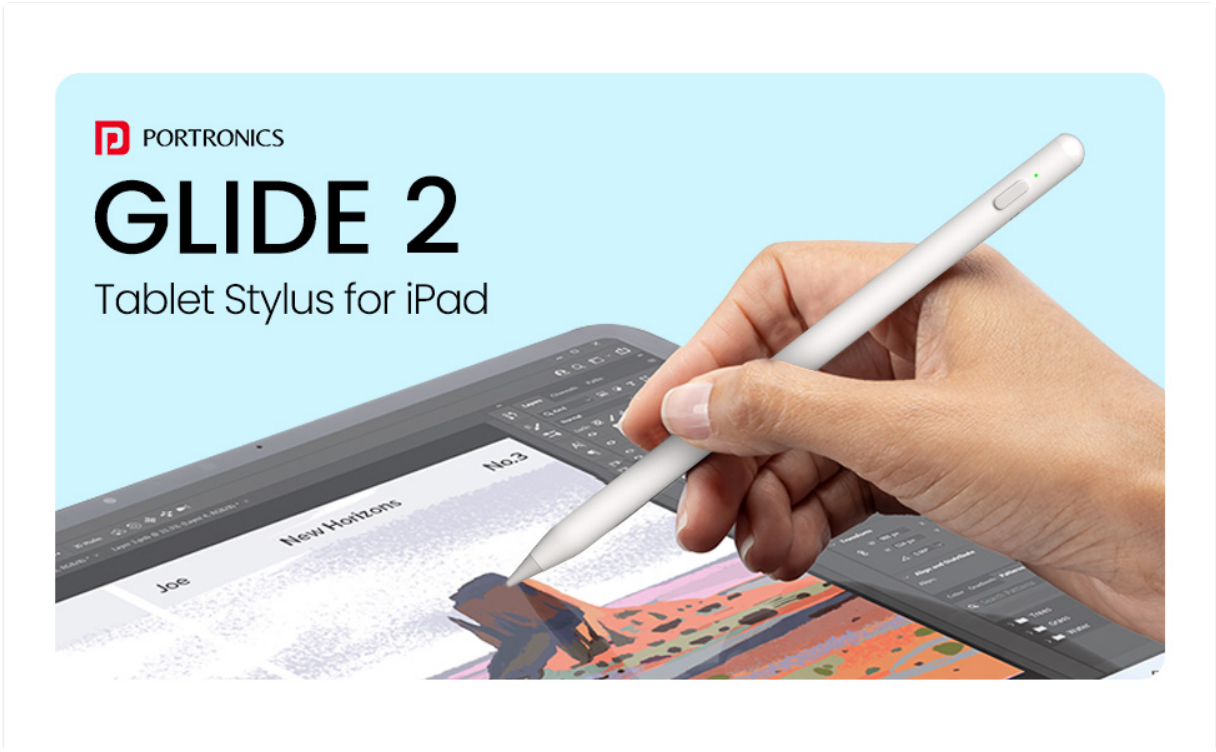


Convenient shortcut gestures for quick navigation and control.

### 4. General Usage

The Portronics Glide 2 Stylus Pencil is suitable for various tasks including note-taking, doodling, sketching, and

professional design work. Its ergonomic design provides a comfortable grip for extended use.



Enhance creativity and precision for seamless usage across various applications.

## MAINTENANCE

- **Cleaning:** Wipe the stylus body with a soft, dry, lint-free cloth. Do not use harsh chemicals or abrasive materials.
- **Tip Care:** Avoid applying excessive pressure to the stylus tip. If the tip becomes worn, replacement tips may be available from the manufacturer.
- **Storage:** Store the stylus in a cool, dry place, away from direct sunlight and extreme temperatures. Utilize the magnetic attachment feature on your iPad for secure storage when not in use.

## TROUBLESHOOTING

Problem	Possible Solution
Stylus not responding or lagging	<ul style="list-style-type: none"><li>• Ensure the stylus is charged.</li><li>• Check Bluetooth connection on your iPad and re-pair if necessary.</li><li>• Restart your iPad and the stylus.</li><li>• Ensure your iPad's operating system is up to date.</li></ul>
Stylus not charging wirelessly	<ul style="list-style-type: none"><li>• Verify your iPad model supports magnetic wireless charging for styluses. Refer to the compatibility list.</li><li>• Ensure the stylus is correctly aligned and securely attached to the magnetic charging area of your iPad.</li><li>• Try charging via the Type-C port to confirm the stylus battery is functional.</li></ul>

Problem	Possible Solution
Inaccurate input or skipped strokes	<ul style="list-style-type: none"><li>• Ensure the stylus tip is clean and undamaged.</li><li>• Check for any screen protectors or cases that might interfere with stylus performance.</li><li>• Re-pair the Bluetooth connection.</li></ul>

## SPECIFICATIONS

Feature	Detail
Brand	Portronics
Model Number	POR-2825
Colour	White
Material	ABS Plastic
Product Dimensions	21.2 x 6 x 1.6 cm
Item Weight	75 g
Battery Type	Lithium Polymer
Battery Energy Content	90 Milliampere Hour (mAh)
Charging Options	Type-C, Magnetic Wireless Charging (for compatible iPads)
Special Features	Bluetooth Connectivity, Touch Shortcuts, Angle Tilt Sensitivity, Palm Rejection, Magnetic Attachment

## COMPATIBILITY

The Portronics Glide 2 Stylus Pencil is compatible with specific Apple iPad models. Please confirm your iPad model number before use. The stylus supports wired Type-C charging for models listed in black font and both wired and wireless charging for models listed in red font.



# Wide Compatibility



## iPad (6th/7th/ 8th/9th/10th)

A1954 / A1893 /  
A2197 / A2198 /  
A2200 / A2270 /  
A2428 / A2429 /  
A2430 / A2602 /  
A2603 / A2604 /  
A2605 / A2696 /  
A2757 / A2777

## iPad Pro 11" (1st/2nd/3rd/4th)

A2836 / A2837 /  
A3006 / A1980 /  
A2013 / A1934 /  
A1979 / A2228 /  
A2231 / A2068 /  
A2030 / A2377 /  
A2459 / A2301 /  
A2460 / A2759 /  
A2435 / A2761 /  
A2762

## iPad Pro 12.9" (3rd/4th/5th/6th)

A1876 / A2014 /  
A1895 / A1983 /  
A2229 / A2233 /  
A2069 / A2232 /  
A2378 / A2461 /  
A2379 / A2462 /  
A2436 / A2766 /  
A2764 / A2437

## iPad Mini (5th/6th)

A2133 / A2124 /  
A2126 / A2125  
A2567 / A2568 /  
A2569

## iPad Pro 13"

A2925 / A2926 /  
A3007

## iPad Air (3rd/4th/5th)

A2152 / A2123 /  
A2153 / A2154 /  
A2316 / A2324 /  
A2325 / A2072 /  
A2902 / A2903 /  
A2904 / A2898 /  
A2899 / A2900  
A2588 / A2589 /  
A2591

The stylus supports wired Type-C charging for the models in black font, and it supports wired and wireless charging for the models in red font. The stylus is only compatible with these select models of iPad, please confirm your iPad model before placing an order.

Refer to this chart to verify your iPad's compatibility with the Portronics Glide 2 Stylus Pencil, including charging methods.

## Compatible iPad Models:

- **iPad (6th/7th/8th/9th/10th Gen):** A1954, A1893, A2197, A2198, A2200, A2270, A2428, A2429, A2430, A2602, A2603, A2604, A2605, A2696, A2757, A2777
- **iPad Pro 11" (1st/2nd/3rd/4th Gen):** A2836, A2837, A3006, A1980, A2013, A1934, A1979, A2228, A2231, A2068, A2030, A2377, A2459, A2301, A2460, A2759, A2435, A2761, A2762
- **iPad Pro 12.9" (3rd/4th/5th/6th Gen):** A1876, A2014, A1895, A1983, A2229, A2233, A2069, A2232, A2378, A2461, A2379, A2462, A2436, A2766, A2764, A2437
- **iPad Mini (5th/6th Gen):** A2133, A2124, A2126, A2125, A2567, A2568, A2569
- **iPad Air (3rd/4th/5th Gen):** A2152, A2123, A2153, A2154, A2316, A2324, A2325, A2072, A2902, A2903, A2904, A2898, A2899, A2900, A2588, A2589, A2591
- **iPad Pro 13":** A2925, A2926, A3007

## WARRANTY AND SUPPORT

### Warranty Information

The Portronics Glide 2 Stylus Pencil comes with a 1-year warranty from the date of purchase. Please retain your

purchase receipt for warranty claims. The warranty covers manufacturing defects but does not cover damage caused by misuse, accidents, or unauthorized repairs.

## Customer Support

For any product-related queries, technical assistance, or warranty claims, please contact Portronics customer support:

- **Email:** [help@portronics.com](mailto:help@portronics.com)
- **Phone:** +91 9555-245-245
- **Manufacturer Address:** Portronics Digital Pvt Ltd, First Floor Property No D 8 Upper Basement Sector 8 Noida Uttar Pradesh 201301, India.