

## LIGE BW1829 PRO

# LIGE 1.43" AMOLED Smartwatch User Manual

Model: BW1829 PRO

## INTRODUCTION

Thank you for choosing the LIGE BW1829 PRO Smartwatch. This device is designed to enhance your daily life with its advanced features, including a vibrant 1.43-inch AMOLED display, Bluetooth calling capabilities, comprehensive health monitoring, and support for over 100 sports modes. Its IP68 waterproof rating ensures durability for various activities. This manual provides essential information for setup, operation, maintenance, and troubleshooting to ensure optimal performance of your smartwatch.

## SETUP GUIDE

### 1. Package Contents

- LIGE BW1829 PRO Smartwatch
- Magnetic Charging Cable
- Leather Strap (pre-installed or included)
- Stainless Steel Strap (included)
- User Manual

### 2. Charging the Smartwatch

Before first use, fully charge your smartwatch. Connect the magnetic charging cable to the charging points on the back of the watch and plug the USB end into a 5V/1A power adapter or a computer USB port. A full charge typically takes 2-3 hours.

# 400mAh Ultra-Long Battery Life



**30 Days**  
Standby time



**5-7 Days**  
Working days



**2 Hours**  
Charging time



Image: The smartwatch connected to its magnetic charging cable, illustrating the 400mAh battery capacity and estimated charging time of 2-3 hours for a full charge.

### 3. App Installation and Pairing

1. **Download the App:** Scan the QR code provided in the manual or on the watch screen (if available) to download the companion app (e.g., GloryFit, or similar as specified by the manufacturer) from your smartphone's app store (Google Play Store for Android, Apple App Store for iOS).
2. **Enable Bluetooth:** Ensure Bluetooth is enabled on your smartphone.
3. **Open the App:** Launch the app and follow the on-screen instructions to create an account or log in.
4. **Add Device:** In the app, navigate to the 'Device' or 'Add Device' section. The app will search for available

smartwatches. Select 'BW1829 PRO' or the corresponding device name when it appears.

5. **Confirm Pairing:** A pairing request may appear on both your phone and the smartwatch. Confirm the pairing on both devices. For Bluetooth call functionality, an additional pairing for 'BW1829 PRO\_CALL' or similar may be required in your phone's Bluetooth settings.
6. **Grant Permissions:** Allow necessary permissions (e.g., notifications, location, contacts) for the app to function correctly.

## OPERATING INSTRUCTIONS

---

### 1. Basic Navigation

- **Touchscreen:** Swipe left/right, up/down to navigate through menus and features. Tap to select.
- **Side Buttons:** The physical buttons on the side typically serve as power on/off, back, or quick access to specific functions. Refer to the on-screen prompts for specific button actions.

# 1.43 INCH AMOLED HD large screen



Color Accuracy



AMOLED Screen



Wider Color Gamut



Image: The smartwatch showcasing its 1.43-inch AMOLED HD display, highlighting its color accuracy and wide color gamut for a clear visual experience.

## 2. Bluetooth Calling

The smartwatch features a built-in microphone and high-fidelity speaker, allowing you to make and receive calls directly from your wrist after successful Bluetooth pairing.

- **Making Calls:** Access the dial pad or contact list on the watch to initiate a call.
- **Receiving Calls:** When a call comes in, you can answer or reject it directly from the watch screen.



# Wireless Calls

## Build-in Speaker & Microphone

You can answer or call directly from your watch via wireless Connect instead of inserting a SIM card



Microphone



Dial



Contacts



Call Records



Image: The smartwatch demonstrating its wireless call feature, with a phone displaying an incoming call and the watch showing options to answer or decline, along with a dial pad.

### 3. Health Monitoring

The smartwatch provides 24/7 monitoring of various health metrics.

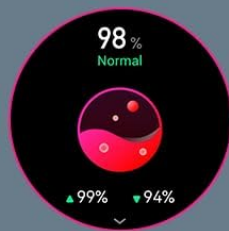
- **Heart Rate:** Continuously monitors your heart rate.
- **Blood Oxygen (SpO2):** Measures your blood oxygen saturation levels.
- **Blood Pressure:** Provides estimates of blood pressure.
- **Sleep Tracking:** Automatically monitors your sleep patterns, including awake time, deep sleep, and light sleep, to help improve sleep quality.

# 24/7 All-Day Health Monitor

Advanced sensors accurately and efficiently monitor body data in real time to help you live a healthy life



Heart Rate



Blood Oxygen



Breath Training



Sleep

Image: The smartwatch illustrating its comprehensive 24/7 health monitoring capabilities, showing screens for heart rate, blood oxygen levels, breath training, and sleep analysis.



# Automatic Sleep Monitor

Give you a good night's sleep



Image: The smartwatch demonstrating its automatic sleep monitoring feature, displaying a graph of sleep stages (awake, deep sleep, light sleep) and daily sleep duration.

## 4. Sports Modes

The smartwatch supports over 100 sports modes to accurately track your workouts, including walking, running, cycling, skipping rope, badminton, basketball, football, and swimming.

- **Tracking:** Select your desired sport mode from the watch menu to start tracking calories burned, steps taken, distance, and workout duration.
- **Data Analysis:** View detailed analysis of your workouts in the companion app.

# Count · Track · Monitor

Sports Modes, Reach your health and fitness goals



Walking



Running



Cycling



Skipping Rope



Badminton



Basketball



Football



Swimming

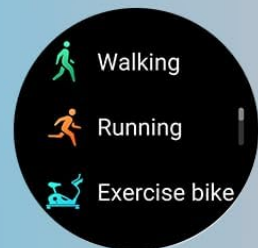


Image: The smartwatch highlighting its multi-sport tracking capabilities, displaying icons for various activities like walking, running, cycling, and showing metrics such as steps, calories, and exercise records.

## 5. Smart Notifications

Receive notifications for messages from various applications (e.g., WhatsApp, Twitter, Instagram, Facebook Messenger) directly on your smartwatch, ensuring you don't miss important updates.

## 6. Other Features

- **Music Control:** Control music playback on your smartphone (play, pause, skip tracks).
- **Camera Remote:** Use the watch as a remote shutter for your phone's camera.



- **Voice Assistant:** Integrated voice assistant for quick commands.
- **Weather Forecast:** Get real-time weather updates.
- **Alarm Clock & Stopwatch:** Set alarms and use the stopwatch/timer functions.
- **Find Phone/Watch:** Locate your paired phone or watch.
- **Sedentary Reminder & Water Reminder:** Prompts to move and hydrate.

## 7. Watch Face Customization

Personalize your smartwatch with a variety of pre-installed watch faces or create your own using the companion app.

# Customized watch Faces for your Unique Style

Get that unique feeling every time you check the time by personalising your watch dial.



Message  
reminder



Heart  
rate



Blood  
oxygen



Steps



Music  
controller



Sleep  
monitoring



Stopwatch



Luminance  
Regulation



Calorie



Alarm  
clock



Weather  
forecast



Blood  
pressure

Image: The smartwatch showcasing a selection of customizable watch faces and a grid of icons representing its diverse features, including health monitoring, activity tracking, and smart functions.

## MAINTENANCE

- **Cleaning:** Regularly wipe the watch screen and straps with a soft, dry cloth. For stubborn dirt, use a slightly damp cloth and dry thoroughly.
- **Water Resistance:** The smartwatch is IP68 waterproof, meaning it can withstand immersion in water up to 1.5 meters for 30 minutes. It is suitable for swimming and daily use but avoid hot water, saunas, or diving. Do not press buttons underwater.
- **Avoid Chemicals:** Do not use harsh chemicals, cleaning solvents, or strong detergents to clean the watch, as they may damage the finish or internal components.
- **Storage:** Store the watch in a cool, dry place when not in use.

## TROUBLESHOOTING

Problem	Possible Solution
Watch does not turn on	Ensure the watch is fully charged. Press and hold the power button for several seconds.
Cannot pair with phone	Ensure Bluetooth is enabled on both devices. Make sure the watch is within range. Restart both the watch and phone. Check if the app has necessary permissions.
Inaccurate health data	Ensure the watch is worn snugly on your wrist, not too tight or too loose. Clean the sensor on the back of the watch. Avoid excessive movement during measurements. Note that this device is not a medical device.
Notifications not received	Check app notification settings on your phone and in the smartwatch app. Ensure the app is running in the background. Disable battery optimization for the app if applicable.
Bluetooth call not working	Ensure both 'BW1829 PRO' and 'BW1829 PRO_CALL' (or similar) are paired in your phone's Bluetooth settings. Check volume levels on both devices.

## SPECIFICATIONS

Feature	Detail
Brand	LIGE
Model Number	ea3720f8-5ffb-4e6b-a5b3-f2dda3939c9c (BW1829 PRO)
Display	1.43-inch AMOLED, 466*466 Resolution, Always On Display (AOD)
Connectivity	Bluetooth 5.0
Battery Capacity	400 mAh Lithium-polymer
Battery Life	7-15 days (normal use), up to 30 days (standby)

Feature	Detail
Charging Time	2-3 hours
Memory	256 MB
Water Resistance	IP68
Compatibility	Android 5.0+, iOS 9.0+ (iOS 13+ for one-click call connection), HarmonyOS 2.0
Health Monitoring	Heart Rate, Blood Oxygen (SpO2), Blood Pressure, Sleep Tracking, Breath Training
Sports Modes	100+ modes (e.g., Walking, Running, Cycling, Swimming)
Other Features	Bluetooth Calls, Voice Assistant, Notifications, Music Control, Camera Remote, Weather, Alarm, Stopwatch, Timer, Find Phone/Watch, Sedentary/Water Reminders



# Dimensions



Screen size	1.43" AMOLED display
Resolution	466*466
Bluetooth version	5.0
Battery capacity	400mAh
Memory	256Mb
System requirements	Android 5.0 or above/ IOS 9.0 or above

Image: A diagram illustrating the physical dimensions of the smartwatch and key technical specifications such as screen size, resolution, Bluetooth version, battery capacity, memory, and compatible operating systems.







## WARRANTY AND SUPPORT

Your LIGE BW1829 PRO Smartwatch comes with a**24-month warranty**, which covers replacement, return, or repair for any manufacturing defects or issues encountered during normal use.

If you experience any problems or have questions regarding your smartwatch, please contact our customer support team. We are committed to providing prompt and satisfactory solutions within 24 hours.

**Contact Information:** Please refer to the contact details provided on the product packaging or the official LIGE website for customer service.

## Related Documents - BW1829 PRO

	<p><a href="#">LIGE Smart Watch User Manual and Guide</a></p> <p>Official user manual for the LIGE Smart Watch, providing instructions on setup, features, health tracking, fitness modes, and connectivity for Android and iOS devices.</p>
	<p><a href="#">LIGE Smartwatch User Manual and Product Information</a></p> <p>Comprehensive guide for the LIGE Smartwatch, covering setup, features, and support information. Learn how to adjust your strap and access tutorials.</p>
	<p><a href="#">LIGE GPS Smartwatch: GloryFitPro App Installation and User Guide</a></p> <p>A comprehensive guide for LIGE GPS Smartwatches, detailing the download, installation, and usage of the GloryFitPro app. Learn how to register, log in, bind your device, and configure watch settings, along with important GPS notes and FCC compliance information.</p>
	<p><a href="#">LIGE SML21 Smartwatch User Manual - Features, Setup, and Safety</a></p> <p>Comprehensive user manual for the LIGE SML21 Smartwatch. Learn how to charge, pair, use features like notifications, health monitoring, and customize settings. Includes setup guides and safety precautions.</p>
	<p><a href="#">Smart Health Bracelet User Manual - LIGE</a></p> <p>Comprehensive user manual for the LIGE Smart Health Bracelet, covering product introduction, setup, features, app usage, safety tips, and troubleshooting.</p>
	<p><a href="#">LIGE Smartwatch User Manual: Features, Operation, and Troubleshooting</a></p> <p>A comprehensive guide to operating your LIGE smartwatch, covering product specifications, button and screen controls, app connection, health monitoring features, and frequently asked questions.</p>